

Virginia Tech

University Libraries

Discovery Teams
Spring 2012

Team Members

- Sherrie Bowser
- Deyu Hu
- Charla Lancaster
- Carolyn Meier

Team Theme/Topic

- Media

KEY OBSERVATIONS RELATED TO YOUR THEME

(5-6 major trends)

- Dynamic Workspace – Flexible with many ways to do their work (whiteboards, group tables, laptops, and push pin material)
- Convenient Location – Close to parking, food, classes, and buses)
- Atmosphere – Close to peers, good lighting (windows), and collaborative energy
- Electrical Outlets – There never ever seems to be enough.
- Wireless Speed – Wireless speed is noticed but does not necessarily dictate location of study (but they want it faster).

SURPRISING OBSERVATIONS / COMMENTS

(3-5 unexpected things that you encountered)

- Students do not utilize the library because it is not convenient to classes and parking.
- Students want to be close to food and a microwave so that can heat up what they bring for lunch.
- Laptops are the workhorse for the majority of the student work.
- There was a large variety of free software used by the different schools.

“WHY THIS SPACE?”

(3-5 qualities that students preferred)

- Natural Lighting
- Convenient Location
- Quiet Versus Collaborative Atmosphere
- Modular/Flexible Workspace
- Power Accessibility for Electronic Devices

“WHY OTHER SPACES?”

(3-5 qualities that students preferred other locations)

- Close to Classes
- Close to Parking
- Assigned Workspace
- Close to Other Students of the Same Major

“WHAT HAPPENS IN THIS SPACE?” (or with tools)

(activities, process, how are they using the space/tools)

- Group Collaboration/Brainstorming
- Extremely Specialized Equipment (“The Cave”)
- Spread Out Over a Larger Space
- Place to Hang Out Between Classes
- Bounce Ideas Off of Peers

THINGS TO FOLLOW-UP ON

(3-5 things that need more research)

- Research where to place microwaves in the library.
- Look into software to make available in the library on public computers.
- Research larger and more dynamic workgroup space for the library.


ANYTHING ELSE YOU WANT TO SHARE

- The time that the space was used is dictated by class schedule.
- Older students and international students had an interest and relationship with the library where other students had less connection.
- The media focus was difficult to define and address with student interaction but we do have information on availability and usage for the library.

PLACES/THINGS WE OBSERVED


- “The Cave” – Torgersen
- Architecture Studios – Burchard Hall
- Hancock Hall
- Johnson Student Center
- Horticulture Lab
- Student Software Packages
- Library Media Usage

PHOTOS





Burchard Hall, CAUS Studios -- 2:45pm

PHOTOS






Burchard Hall, CAUS Studios -- 2:45pm

PHOTOS



Visionarium, 3050
Torgersen Hall aka
'The CAVE'

PHOTOS



Hancock Hall and Johnston Student Center – 10:00-10:45am