

# Wildlife Diseases Website




CS 4624: Multimedia, Hypertext, and Information Access  
Edward A. Fox  
Virginia Tech, Blacksburg VA 24061  
December 15, 2021

## Meet Team 13




**Bryant Nguyen**

Back-End  
Development, QA




**Maanas Muddam**

Front-End  
Development, QA



**James Kim**

Front-End  
Development, QA



**Kristopher Moratti**

Team Lead, Suppl.  
Development



# Outline



01 Overview

02 Timeline

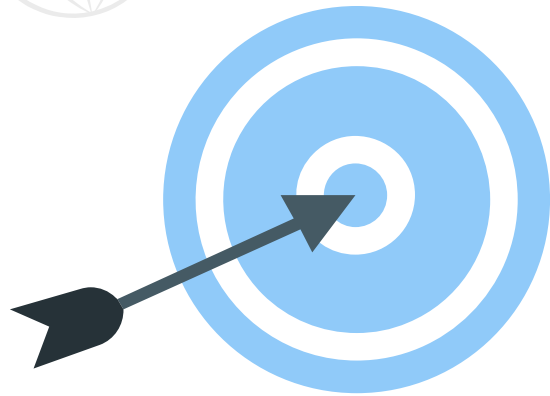
03 User Flow  
Walkthrough

04 Technologies Used

05 Final Work to Be  
Done

06 Challenges/Lessons


07 Acknowledgement



## Overview

### What is the objective?

- Overhaul of current Wildlife Disease Research Website
- Minimalistic Design
- Informative and simplistic user interface
- Ability for admins to easily upload information



# Timeline



Begin

Sept. 15

- Define views, user flow, and functionalities
- Determine dev. Technologies
- Initialize codebase and team environment



Sept. 30

- Complete wireframe
- Finalize user interface design
- Begin development



Oct. 15

- Complete 3/6 tabs
- Landing, About, Research
- Review code and test

Oct. 31

- Complete 6/6 tabs
- Publications, News, Contact
- Review code and test

Nov. 15

- Final QA testing
- All requirements met
- Produce Final Deliverables



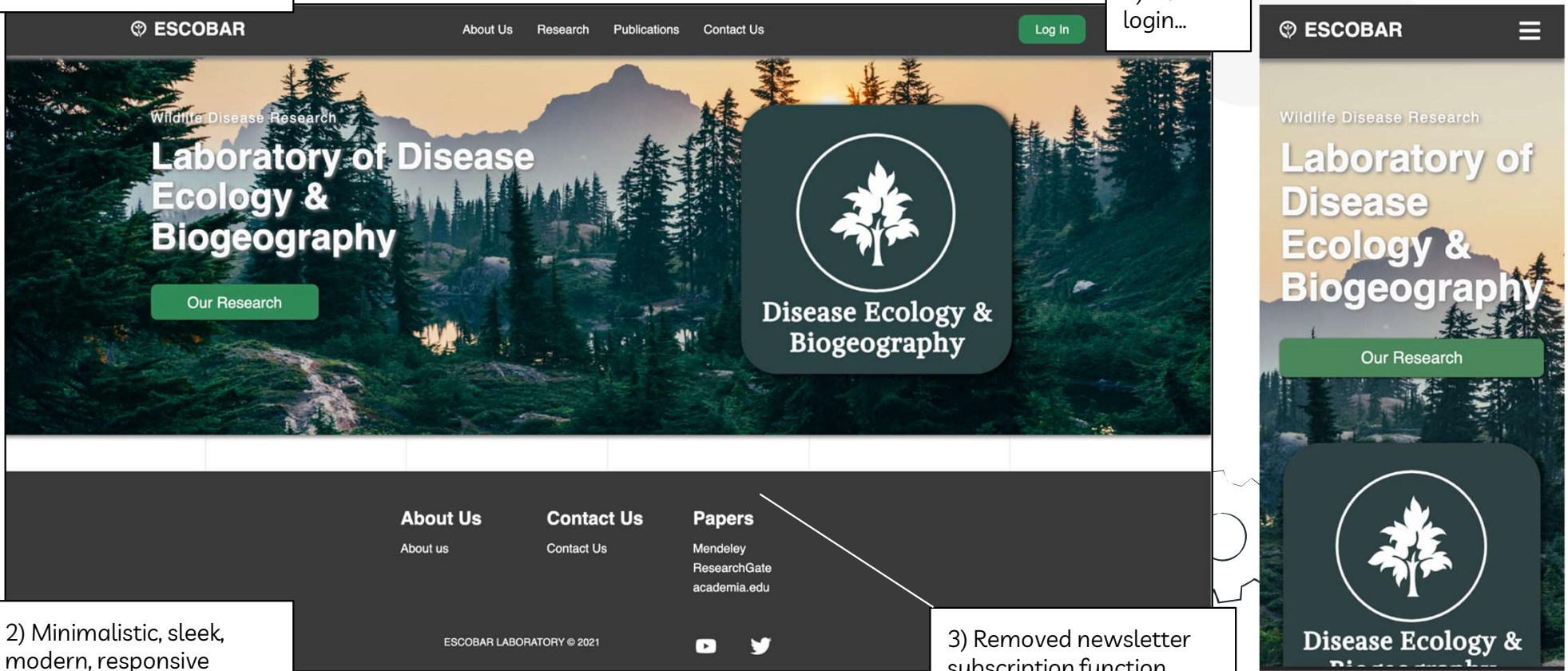
Finish



# Website User Flow: Landing Page

1) User is directed to landing page

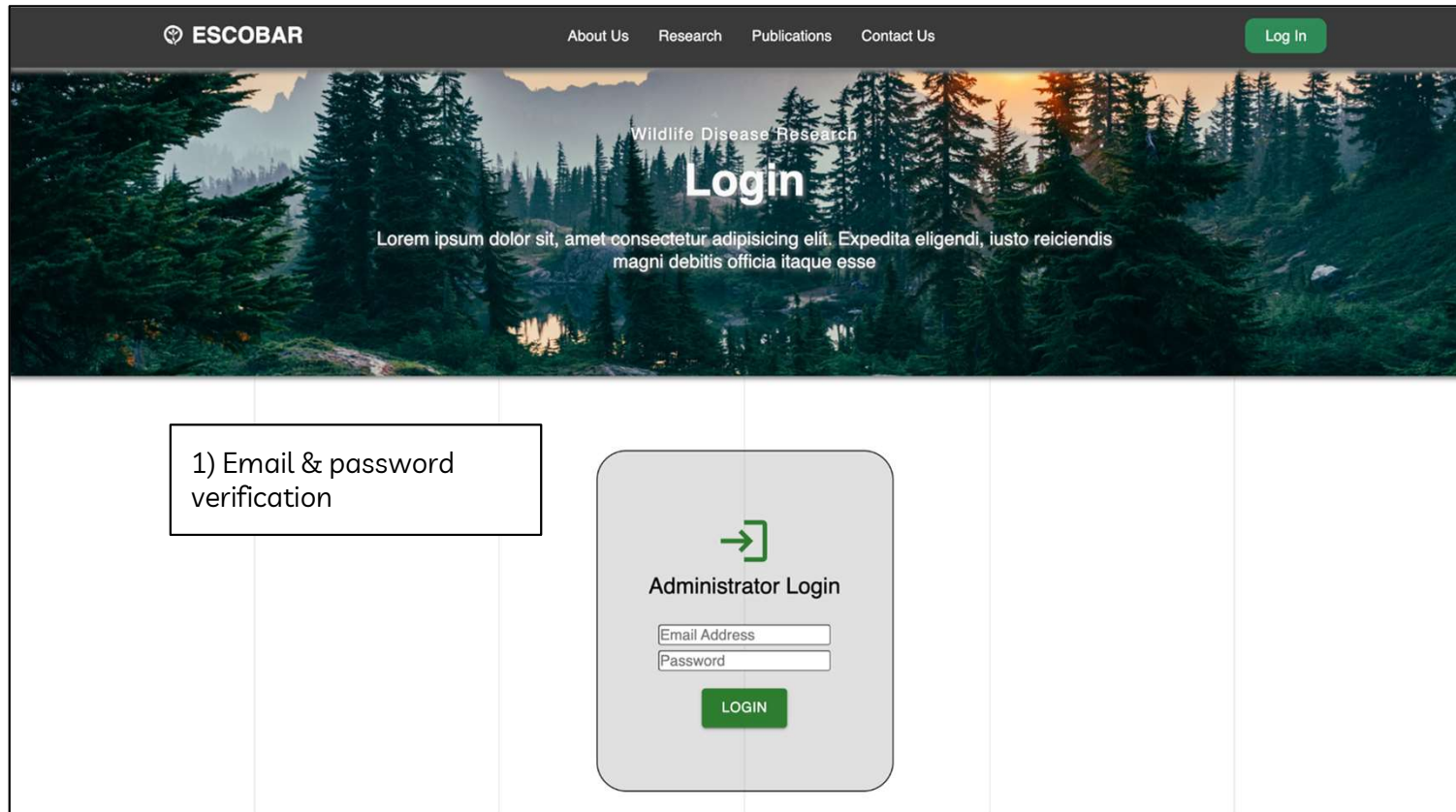
4) Admin login...



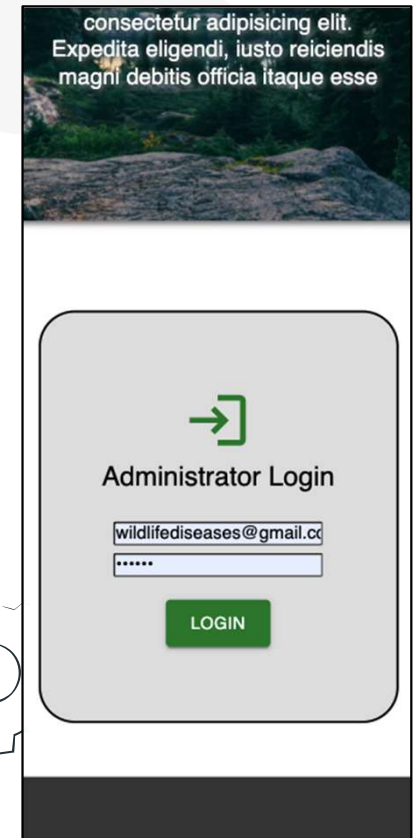
2) Minimalistic, sleek, modern, responsive design, functional footer

3) Removed newsletter subscription function

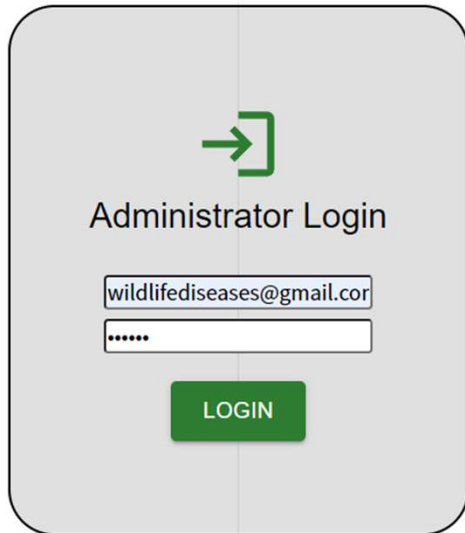
# Website User Flow: Login



Mobile view



# Website User Flow: Login



Administrator Login

× Headers Preview Response Initiator Timing

▼ General

**Request URL:** http://localhost:3000/api/auth

**Request Method:** POST

**Status Code:** ● 200 OK

**Remote Address:** 127.0.0.1:3000

**Referrer Policy:** strict-origin-when-cross-origin



```
const setAuthToken = (token) => {
  if (token) {
    axios.defaults.headers.common["x-auth-token"] = token;
  } else {
    delete axios.defaults.headers.common["x-auth-token"];
  }
};
```

```
module.exports = function(req, res, next) {
  // Get token from header
  const token = req.header('x-auth-token');

  // Check if not token
  if (!token) {
    return res.status(401).json({ msg: 'No token, authorization denied' }); // 401 = not authorized
  }

  // Verify token
  try {
    const decoded = jwt.verify(token, config.get('jwtSecret')); // Decodes the token

    req.user = decoded.user;
    next();
  } catch(err) {
    res.status(401).json({ msg: 'Token is not valid' });
  }
}
```

# Website User Flow: About Us

The screenshot shows the 'About Us' page of the ESCOBAR website. The header includes the logo 'ESCOBAR' and navigation links: 'About Us', 'Research', 'Publications', and 'Contact Us'. A yellow box highlights the 'Admin logged in' status and a 'Log Out' button. A callout box points to this area with the text '1) Indication of logged in state.' Below the header is a large image of a forest with the text 'Wildlife Disease Research About Us' and 'Introducing the amazing people of Laboratory of Disease Ecology & Biogeography.' A green 'ADD NEW PROFILE' button is visible. A callout box points to this button with the text '3) Admins can add new profiles, delete or edit existing profiles...'. The main content area displays two user profiles. The first profile is for Luis E. Escobar, Professor, with a circular profile picture and a 'DELETE' button. A callout box points to the 'DELETE' and 'EDIT' buttons with the text '2) Button functionalities.' The second profile is for Diego Soler-Tovar, Graduate Student Researchers, also with a 'DELETE' button. A callout box points to the 'DELETE' button on this profile with the text '2) Button functionalities.' On the right side, there is a detailed view of a profile card with sections: 'Research Interests', 'Research', 'Current Projects', and 'My Network'. Each section has a 'Show Less' or 'Resume' button. A gear icon is visible at the bottom right of the profile card area.

1) Indication of logged in state.

3) Admins can add new profiles, delete or edit existing profiles...

2) Button functionalities.



# Website User Flow: Add/Edit Post

ESCOBAR

About Us Research Publications Contact Us

Admin logged in Log Out

Email

Name  
Required field

Choose article image  
Choose File | No file chosen  
Required field

Role  
Professor

Resume Link  
Required field

Description...  
Required field

PUBLISH

ESCOBAR

About Us Research Publications Contact Us

Admin logged in Log Out

Email

Luis E. Escobar

Role  
Professor

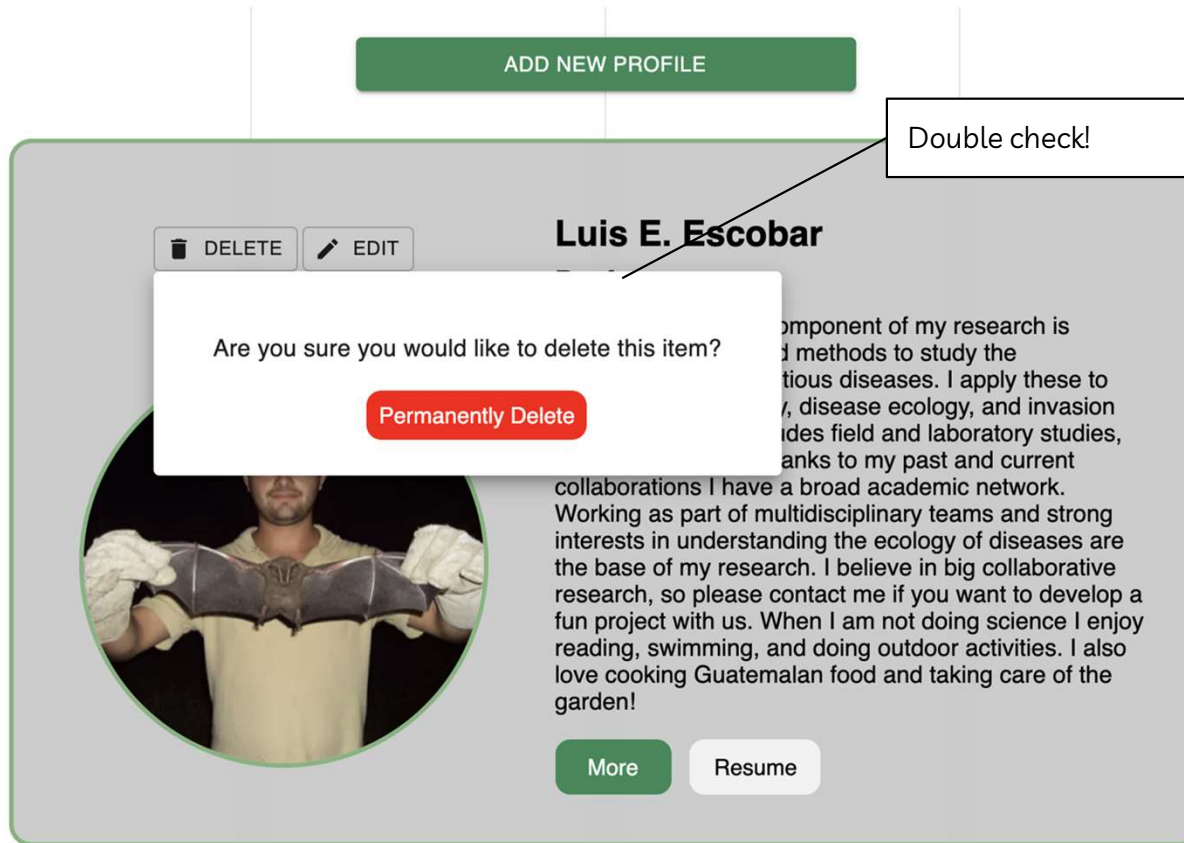
https://6aeb276f-31a0-48e8-97bc-e09abe6afd7b.filesusr.com/ugd/ab5d23\_c4e468f12d8d43b2a50430032fb3be0a.pdf

A key component of my research is developing theory and methods to study the biogeography of infectious diseases. I apply these to disease biogeography, disease ecology, and invasion biology. My work includes field and laboratory studies, and data analysis. Thanks to my past and current collaborations I have a broad academic network. Working as part of multidisciplinary teams and strong interests in understanding the ecology of diseases are the base of my research. I believe in big collaborative research, so please contact me if you want to develop a fun project with us. When I am not doing science I enjoy reading, swimming, and doing outdoor activities. I also love cooking Guatemalan food and taking care of the garden!

PUBLISH

Information published  
and saved to MongoDB  
with POST request.

# Website User Flow: Delete Post



- Flexibility
- Scalability of contents
- User interaction
- Standard add, edit, and delete for all pages



# Website User Flow: Research

1) Admins can publish, delete, edit posts

The desktop view features a top navigation bar with a 'NEW POST' button and 'DELETE' and 'EDIT' icons for each post. A left sidebar contains a 'Projects' menu with categories: All Categories, Wildlife, Laboratory, Community, Projects, and General. The main content area displays three research cards. Each card includes a photo, a title, author name, category, and a short text snippet. Admin controls ('DELETE' and 'EDIT') are positioned above each card.

NEW POST

DELETE EDIT

DELETE EDIT

DELETE EDIT

DELETE EDIT

All Categories

Wildlife

Laboratory

Community

Projects

General

Test Research on Person 2

Author: Person 2

Category: Laboratory

Test Research on Person 1

Author: Person 1

Category: Laboratory

Test Research on Escobar

Author: Escobar

Category: Wildlife

2) Posts filtered by categories

3) Informative research cards...

Mobile View

The mobile view shows a single research card with a 'Projects' menu at the top. The card displays the same information as the desktop view but is formatted for a smaller screen. Admin controls ('DELETE' and 'EDIT') are located below the card.

Projects

General

DELETE EDIT

Test Research on Person 2

Author: Person 2

Category: Laboratory

DELETE EDIT

# Website User Flow: Detailed Article View



Medium for entire article content.

## Test Research on Person 2

Author: Person 2

2021-12-05T18:37:50.732Z

Lorem ipsum dolor sit amet, consectetur adipiscing elit, sed do eiusmod tempor incididunt ut labore et dolore magna aliqua. Ut enim ad minim veniam, quis nostrud exercitation ullamco laboris nisi ut aliquip ex ea commodo consequat. Duis aute irure dolor in reprehenderit in voluptate velit esse cillum dolore eu fugiat nulla pariatur. Excepteur sint occaecat cupidatat non proident, sunt in culpa qui officia deserunt mollit anim id est laborum.

# Website User Flow: Publications

Mobile View

1) Admins can publish, delete, edit publications

2) Posts filtered by Book Chapters and year

3) Link to external third-party website.

2019

2020

# Website User Flow: Contact Us

Mobile View



**Contact Us!**

Name


Email Address

Subject

Your message



# EmailJS



### Contact Us!

Kristopher Moratti  
kris3@vt.edu  
Lecture On Friday

Evening Professor Escobar,  
I was hoping you could let me know what  
the lecture on Friday was about. Thanks!


Send Message



### My Default Template

Content Auto-Reply Attachments Contacts Settings


Subject \*  
{{{subject}}}

Content \*  
B / U  sans-serif 12pt  
You got a new message from {{{name}}}  
{{{message}}}  
You can reach me at {{{email}}}  
Best wishes,  
{{{name}}}

To Email \*  
Please input To Email  
From Name  
From Email \*  
 Use Default Email Address  
Reply To  
{{{reply\_to}}}  
Bcc  
Cc

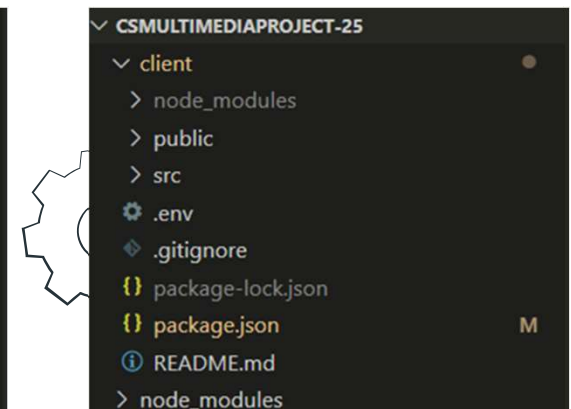
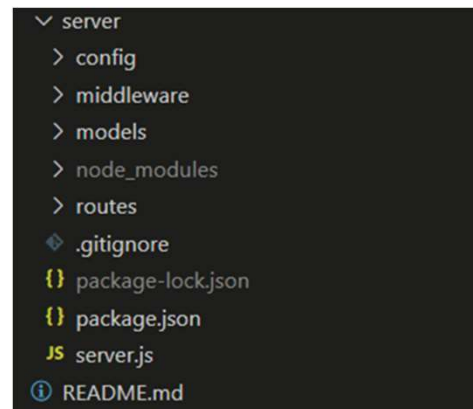
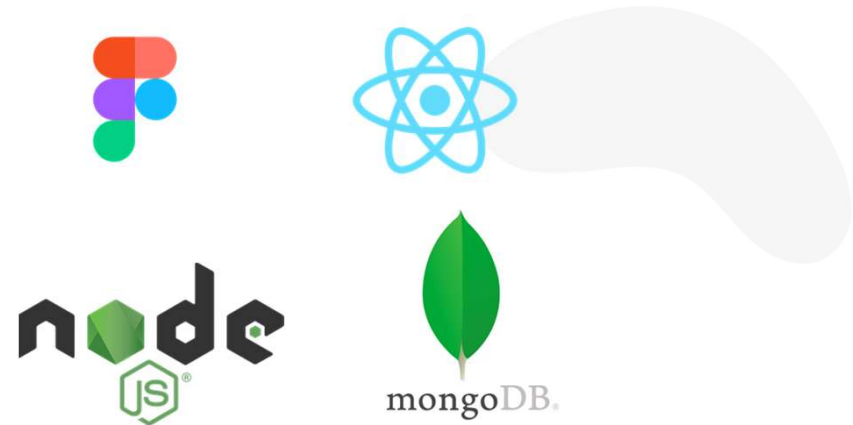
PLAYGROUND TEST IT SAVE

POWERED BY TINY



# Technologies Used, Codebase Architecture

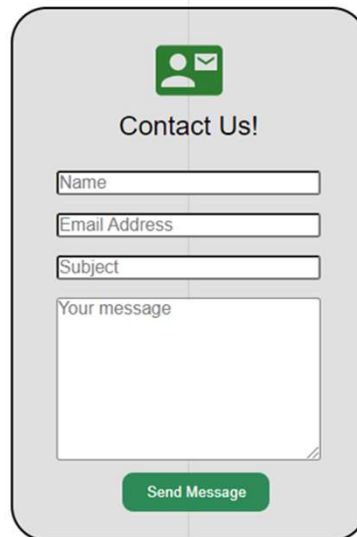
- Figma for Wireframe and Prototype
- React.js with Material UI for Front-end development
- Node.js and MongoDB for Back-end development
- Client directory for Front-end and Server directory for Back-end
- GitHub to manage codebase
- VS Code to develop and test
- Deployment





# Final Work

- Replacing the placeholder data with original data
- Deployment of the Application
- Fix any minor design issues



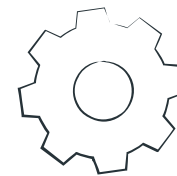
A contact form with a green envelope icon and the text "Contact Us!". It includes input fields for Name, Email Address, and Subject, a larger text area for "Your message", and a green "Send Message" button.



A blog post card with a "DELETE" and "EDIT" button at the top. The main image shows a person wearing a face mask and blue gloves, holding a small animal. Below the image is the title "Test Research on Person 100", the author "Author: Person 1", and the category "Category: Wildlife". The body text is a placeholder: "Lorem ipsum dolor sit amet, consectetur adipiscing elit, sed do eiusmod tempor incididunt ut labore et dolore magna aliqua. Ut enim ad minim...". At the bottom, there are "DELETE" and "EDIT" buttons.

# Challenges & Lessons Learned

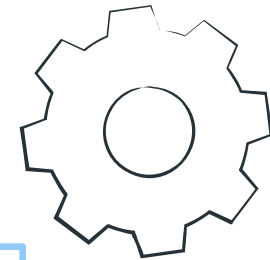
- Developing the entire application from scratch
- Wireframe to Front-End conversion
- Integration with the Back-end for Add/Delete/Update posts
- Underestimation of timeframes



# Thanks!



Acknowledgements  
Professor Luis E. Escobar  
Laboratory of Disease Ecology and Biogeography  
Professor Edward A. Fox



Questions?

