

FIGURE 6-3. Hinging of W21x101 beam at maximum applied moment.

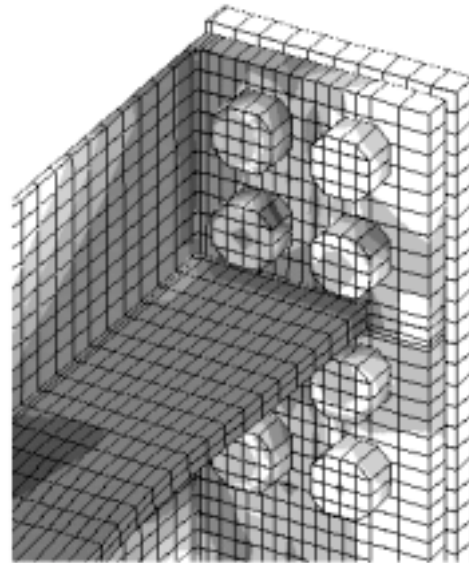


FIGURE 6-4. Von Mises stress (ksi) distribution at tension flange.

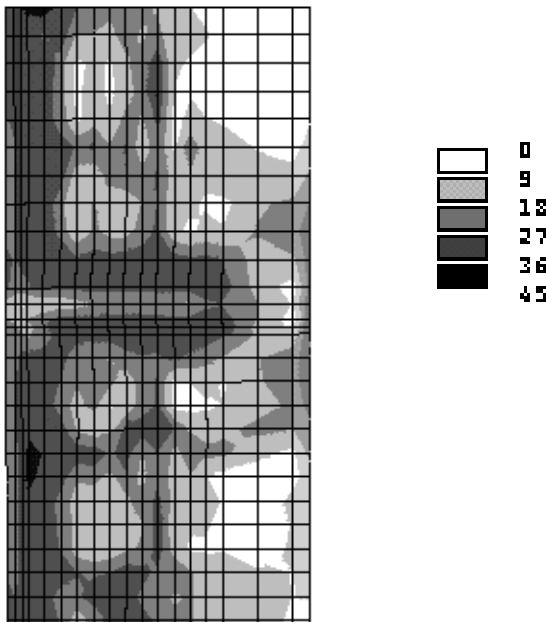


FIGURE 6-5. Von Mises stress (ksi) distribution for W21x101 thin plate at maximum applied moment.




FIGURE 6-6. Von Mises stress (ksi) distribution for W21x101 thick plate at maximum applied moment.