

## NuTeV anomaly, neutrino mixing, and a heavy Higgs boson

Will Loinaz\*

*Department of Physics, Amherst College, Amherst, Massachusetts 01002*

Naotoshi Okamura<sup>†</sup> and Tatsu Takeuchi<sup>‡</sup>

*Institute for Particle Physics and Astrophysics, Physics Department, Virginia Tech, Blacksburg, Virginia 24061*

L. C. R. Wijewardhana<sup>§</sup>

*Department of Physics, University of Cincinnati, Cincinnati, Ohio 45221-0011  
and the Institute of Fundamental Studies, Kandy, Sri Lanka*

(Received 15 October 2002; published 21 April 2003)

Recent results from the NuTeV experiment at Fermilab and the deviation of the  $Z$  invisible width, measured at CERN LEP and the SLAC Linear Collider, from its standard model (SM) prediction suggest the suppression of neutrino- $Z$  couplings. Such suppressions occur naturally in models which mix the neutrinos with heavy gauge singlet states. We postulate a universal suppression of the  $Z\nu\nu$  couplings by a factor of  $(1-\varepsilon)$  and perform a fit to the  $Z$ -pole and NuTeV observables with  $\varepsilon$  and the oblique correction parameters  $S$  and  $T$ . Compared to a fit with  $S$  and  $T$  only, the inclusion of  $\varepsilon$  leads to a dramatic improvement in the quality of the fit. The values of  $S$  and  $T$  preferred by the fit can be obtained within the SM by a simple increase in the Higgs boson mass. However, if the  $W$  mass is also included in the fit, a non-zero  $U$  parameter becomes necessary which cannot be supplied within the SM. The preferred value of  $\varepsilon$  suggests that the seesaw mechanism may not be the reason why neutrinos are so light.

DOI: 10.1103/PhysRevD.67.073012

PACS number(s): 14.60.St, 12.15.Lk, 13.15.+g, 14.60.Pq

### I. INTRODUCTION

The Neutrinos at the Tevatron (NuTeV) experiment [1] at Fermilab has measured the ratios of neutral to charged current events in muon (anti)neutrino–nucleon scattering:

$$R_\nu = \frac{\sigma(\nu_\mu N \rightarrow \nu_\mu X)}{\sigma(\nu_\mu N \rightarrow \mu^- X)} = g_L^2 + r g_R^2,$$

$$R_{\bar{\nu}} = \frac{\sigma(\bar{\nu}_\mu N \rightarrow \bar{\nu}_\mu X)}{\sigma(\bar{\nu}_\mu N \rightarrow \mu^+ X)} = g_L^2 + \frac{g_R^2}{r}, \quad (1)$$

where

$$r = \frac{\sigma(\bar{\nu}_\mu N \rightarrow \mu^+ X)}{\sigma(\nu_\mu N \rightarrow \mu^- X)} \sim \frac{1}{2}, \quad (2)$$

and has determined the parameters  $g_L^2$  and  $g_R^2$  [2] to be

$$g_L^2 = 0.30005 \pm 0.00137,$$

$$g_R^2 = 0.03076 \pm 0.00110. \quad (3)$$

The standard model (SM) predictions of these parameters based on a global fit to non-NuTeV data, cited as  $[g_L^2]_{\text{SM}} = 0.3042$  and  $[g_R^2]_{\text{SM}} = 0.0301$  in Ref. [1], differ from the

NuTeV result by  $3\sigma$  in  $g_L^2$ . This disagreement between NuTeV and the SM (as determined by non-NuTeV data) is sometimes referred to as the NuTeV “anomaly” [3].

Various suggestions have been forwarded as the cause of this discrepancy [4–11]. These include theoretical uncertainties due to QCD effects, tree level and loop effects resulting from new physics, and nuclear physics effects. We refer the reader to Ref. [3] for a comprehensive review. In this paper we investigate one explanation which is particularly attractive in its simplicity and economy.

Note that the NuTeV value of  $g_L^2$  is *smaller* than the SM prediction. This is because the ratios  $R_\nu$  and  $R_{\bar{\nu}}$  were both smaller than expected; i.e., the neutral current events were not as numerous as predicted by the SM when compared to the charged current events. In addition, the invisible width of the  $Z$ , measured at the CERN  $e^+e^-$  collider LEP and the SLAC Linear Collider (SLC), is also known to be  $2\sigma$  below the SM prediction [12]. Both observations suggest that the couplings of the neutrinos to the  $Z$  boson are suppressed with respect to the SM.

Suppression of the  $Z\nu\nu$  couplings occurs naturally in models which mix the neutrinos with heavy gauge singlet states [4,5,13–16]. For instance, if the  $SU(2)_L$  active neutrino  $\nu_L$  is a linear combination of two mass eigenstates with a mixing angle  $\theta$ ,

$$\nu_L = (\cos \theta) \nu_{\text{light}} + (\sin \theta) \nu_{\text{heavy}}, \quad (4)$$

then the  $Z\nu\nu$  coupling will be suppressed by a factor of  $\cos^2 \theta$  if the heavy state is too massive to be created in the interaction. Note that the  $W\ell\nu$  coupling will also be suppressed by a factor of  $\cos \theta$ .

\*Electronic address: loiniz@alumni.princeton.edu

<sup>†</sup>Electronic address: nokamura@vt.edu

<sup>‡</sup>Electronic address: takeuchi@vt.edu

<sup>§</sup>Electronic address: rohana@physics.uc.edu

In general, if the  $Z\nu\nu$  coupling of a particular neutrino flavor is suppressed by a factor of  $(1-\varepsilon)$ , then the  $W\ell\nu$  coupling of the same flavor will be suppressed by a factor of  $(1-\varepsilon/2)$ . For simplicity, and to preserve lepton universality, assume that the suppression parameter  $\varepsilon$  is common to all three generations. The theoretical values of  $R_\nu$  and  $R_\nu^-$  are reduced by a factor of  $(1-\varepsilon)$ , since their numerators are suppressed over their denominators, and the invisible width of the  $Z$  is reduced by a factor of  $(1-2\varepsilon)$ . At first glance, then, it seems that neutrino mixing may explain both the NuTeV and invisible width discrepancies.

However, more careful consideration appears to veto this possibility. One of the inputs used in calculating the SM predictions is the Fermi constant  $G_F$ , which is extracted from the muon decay constant  $G_\mu$ . Suppression of the  $W\ell\nu$  couplings leads to the correction [4,13–15]

$$G_F = G_\mu(1 + \varepsilon), \quad (5)$$

which will affect *all* SM predictions. Reference [3] concludes that a value of  $\varepsilon$  large enough to explain the NuTeV anomaly would affect the predictions of the SM (with a conventional light Higgs scalar) to an extent that the excellent agreement between the SM and  $Z$ -pole observables would be lost.

Notice, though, that the Fermi constant  $G_F$  always appears multiplied by the  $\rho$ -parameter in neutral current amplitudes. Thus, the predictions for  $Z$ -pole observables will be undisturbed if a shift in  $G_F$  is compensated by a shift in  $\rho$ . Such shifts can arise via oblique corrections due to new physics [17].

In the following, we perform a fit to the  $Z$ -pole and NuTeV data with the oblique correction parameters  $S$  and  $T$  as well as the  $Z\nu\nu$  suppression parameter  $\varepsilon$ . Oblique corrections alone cannot explain the NuTeV and invisible width discrepancies. However, fits involving the parameter  $\varepsilon$  show excellent agreement with both the  $Z$ -pole and NuTeV data.

The question then is as follows: “What physics would account for the values of  $S$  and  $T$  that allows for a non-zero  $\varepsilon$ ?” A simple (though perhaps not unique) solution is the SM itself with a heavy Higgs boson. Indeed, we show that if the Higgs boson mass is allowed to be large, then the  $Z$ -pole and NuTeV data can be fit by  $\varepsilon$  alone.

The preferred value of  $\varepsilon$  suggests large mixing angles between the active neutrinos and the heavy sterile states. This may rule out the seesaw mechanism [18] as the explanation of the smallness of neutrino masses.

If the  $W$  mass is included in the fit, we must also introduce the oblique correction parameter  $U$ . The preferred value of  $U$  is virtually independent of the reference Higgs boson mass and cannot be supplied within the SM. We discuss what type of new physics may generate the required value of  $U$ .

## II. THE DATA

We begin by listing the data which we will use in our analysis. The  $Z$  line-shape parameters from LEP and SLC, assuming lepton universality, are (Ref. [12], p. 8)

$$M_Z = 91.1875 \pm 0.0021 \text{ GeV},$$

TABLE I. The correlation matrix of the  $Z$  line-shape parameters from LEP.

	$M_Z$	$\Gamma_Z$	$\sigma_h^0$	$R_\ell^0$	$A_{\text{FB}}^{0,\ell}$
$M_Z$	1.000				
$\Gamma_Z$	-0.023	1.000			
$\sigma_h^0$	-0.045	-0.297	1.000		
$R_\ell^0$	0.033	0.004	0.183	1.000	
$A_{\text{FB}}^{0,\ell}$	0.055	0.003	0.006	-0.056	1.000

$$\Gamma_Z = 2.4952 \pm 0.0023 \text{ GeV},$$

$$\sigma_h^0 = 41.540 \pm 0.037 \text{ nb},$$

$$R_\ell^0 = 20.767 \pm 0.025,$$

$$A_{\text{FB}}^{0,\ell} = 0.0171 \pm 0.0010,$$

(6)

with the correlation matrix shown in Table I. Of these parameters,  $M_Z$  is used as input to calculate the SM predictions, and  $R_\ell^0$  is used to fix the QCD coupling constant  $\alpha_s(M_Z)$ . The remaining three are equivalent to (Ref. [12], pp. 8, 9, and 146)

$$\Gamma_{\text{lept}} = 83.984 \pm 0.086 \text{ MeV},$$

$$\Gamma_{\text{inv}}/\Gamma_{\text{lept}} = 5.942 \pm 0.016,$$

$$\sin^2 \theta_{\text{eff}}^{\text{lept}} = 0.23099 \pm 0.00053. \quad (7)$$

There is a correlation of 0.17 between  $\Gamma_{\text{lept}}$  and  $\Gamma_{\text{inv}}/\Gamma_{\text{lept}}$  while other correlations are negligible. The SM prediction for the  $Z$  invisible width is (Ref. [12], p. 9)

$$\Gamma_{\text{inv}}/\Gamma_{\text{lept}} = 5.9736 \pm 0.0036. \quad (8)$$

As mentioned in the Introduction, this is  $2\sigma$  above the experimental value.

The remaining observables from LEP and SLC, i.e. various asymmetries and ratios of partial widths, can be interpreted as measurements of  $\sin^2 \theta_{\text{eff}}^{\text{lept}}$  in the absence of vertex corrections from new physics [19]. The average of the values obtained from  $\tau$  polarization,  $A_{\text{LR}}^0$ ,  $A_{\text{FB}}^{0,b}$ ,  $A_{\text{FB}}^{0,c}$ , and  $\langle Q_{\text{FB}} \rangle$ , and that obtained from  $A_{\text{FB}}^{0,\ell}$  above, is (Ref. [12], p. 146)

$$\sin^2 \theta_{\text{eff}}^{\text{lept}} = 0.23148 \pm 0.00017. \quad (9)$$

It should be noted that the agreement among the values of  $\sin^2 \theta_{\text{eff}}^{\text{lept}}$  obtained from the six observables is not good. The  $\chi^2/\text{DOF}$  (degrees of freedom) associated with the average is 10.2/5. However, since neither oblique corrections nor neutrino mixing has any effect on the quality of the agreement, we will just use the average value, Eq. (9), as representative of these measurements. The observables not included in this average, such as  $R_b$  and  $R_c$ , depend only weakly on  $\sin^2 \theta_{\text{eff}}^{\text{lept}}$  and carry little statistical significance [20]. Indeed, we have also performed an analysis with all the asymmetries and

TABLE II. The observables used in this analysis. The SM predictions are for inputs of  $M_{\text{top}}=174.3$  GeV,  $M_{\text{Higgs}}=115$  GeV,  $\alpha_s(M_Z)=0.119$ , and  $\Delta\alpha_{\text{had}}^{(5)}=0.02761$ . They differ from the SM predictions cited in the text since the global fit prefers a slightly different set of input values.

Observable	SM prediction	Measured value
$\Gamma_{\text{lept}}$	83.998 MeV	$83.984 \pm 0.086$ MeV
$\Gamma_{\text{inv}}/\Gamma_{\text{lept}}$	5.973	$5.942 \pm 0.016$
$\sin^2\theta_{\text{eff}}^{\text{lept}}$	0.23147	$0.23148 \pm 0.00017$
$g_L^2$	0.3037	$0.3002 \pm 0.0012$
$g_R^2$	0.0304	$0.0310 \pm 0.0010$
$M_W$	80.375	$80.449 \pm 0.034$ GeV

heavy flavor data, together with their correlations, included separately and have confirmed that doing so does not change the conclusions of this paper.

For  $g_L^2$  and  $g_R^2$ , we take the values in the 1998 Review of Particle Physics [21], which are based on all experiments prior to NuTeV,

$$\begin{aligned} g_L^2 &= 0.3009 \pm 0.0028, \\ g_R^2 &= 0.0328 \pm 0.0030, \end{aligned} \quad (10)$$

and average them with the NuTeV values, Eq. (3). We obtain

$$\begin{aligned} g_L^2 &= 0.3002 \pm 0.0012, \\ g_R^2 &= 0.0310 \pm 0.0010. \end{aligned} \quad (11)$$

The correlation is negligible.

We will also use the  $W$  mass later in the analysis. The world average from  $p\bar{p}$  experiments and LEP2 is (Ref. [12], p. 150)

$$M_W = 80.449 \pm 0.034 \text{ GeV}. \quad (12)$$

See Table II for a list of our inputs together with their SM predictions.

The SM predictions are calculated with ZFITTER v6.36 [22] and the formulas in Ref. [23]. The inputs to ZFITTER are the  $Z$  mass from Ref. [12], listed in Eq. (6), the top mass from Ref. [24],

$$M_{\text{top}} = 174.3 \pm 5.1 \text{ GeV}, \quad (13)$$

and the hadronic contribution to the running of the QED coupling constant from Ref. [25],

$$\Delta\alpha_{\text{had}}^{(5)}(M_Z) = 0.02761 \pm 0.00036. \quad (14)$$

The QCD coupling constant is chosen to be

$$\alpha_s(M_Z) = 0.119. \quad (15)$$

All our observables are either purely leptonic, hence QCD corrections only enter at the two loop level, or ratios of cross sections in which the leading order QCD corrections cancel. Consequently, the results of the fits depend only very

weakly on this choice. Finally, the Higgs boson mass is varied from 115 GeV, the lower bound from direct searches [26], up to 1000 GeV.

### III. THE CORRECTIONS

We now consider the effect of the oblique correction parameters  $S$ ,  $T$ ,  $U$ , and the  $Z\nu\nu$  coupling suppression parameter  $\varepsilon$  on the electroweak observables. The dependence of the observables on the oblique correction parameters was obtained in Ref. [17] so we will not reproduce it here. To obtain the dependence on  $\varepsilon$ , we note that the tree-level relation between  $\sin^2\theta_W$  and the input parameters  $\alpha$ ,  $G_F$ , and  $M_Z$  is given by

$$\sin 2\theta = \left[ \frac{4\pi\alpha}{\sqrt{2}G_F M_Z^2} \right]^{1/2}. \quad (16)$$

Thus, a shift in  $G_F$ , Eq. (5), will shift  $\sin^2\theta_W$  (be it  $\sin^2\theta_W^{\text{(on-shell)}}$  or  $\sin^2\theta_{\text{eff}}^{\text{lept}}$ ) by

$$\delta s^2 = \frac{s^2 c^2}{c^2 - s^2} \left[ \frac{\delta\alpha}{\alpha} - \frac{\delta G_F}{G_F} - \frac{\delta M_Z^2}{M_Z^2} \right] = - \left( \frac{s^2 c^2}{c^2 - s^2} \right) \varepsilon. \quad (17)$$

Combining with the oblique corrections, we obtain

$$\delta \sin^2\theta_{\text{eff}}^{\text{lept}} = \frac{\alpha S}{4(c^2 - s^2)} - \frac{s^2 c^2}{c^2 - s^2} (\alpha T + \varepsilon),$$

$$\frac{\delta M_W}{M_W} = - \frac{\alpha S}{4(c^2 - s^2)} + \frac{c^2}{2(c^2 - s^2)} \left( \alpha T + \frac{s^2}{c^2} \varepsilon \right) + \frac{\alpha U}{8s^2}. \quad (18)$$

The  $Z$  widths are proportional to the product  $\rho G_F M_Z^3$  [27] and it is easy to see that

$$\frac{\delta(\rho G_F M_Z^3)}{\rho G_F M_Z^3} = \alpha T + \varepsilon. \quad (19)$$

From Eqs. (18) and (19) we see that all  $Z$ -pole observables, except for the invisible width, depend on  $\varepsilon$  only through the combination  $(\alpha T + \varepsilon)$ . Consequently, any shift in the  $Z$ -pole observables due to a non-zero  $\varepsilon$  could be compensated by a shift in the  $T$  parameter with the result that the observables remain unchanged. Finally, the  $Z$  invisible width must be corrected by a factor of  $(1 - 2\varepsilon)$  and the NuTeV parameters  $g_L^2$  and  $g_R^2$  by a factor of  $(1 - \varepsilon)$ .

Numerically, the observables are corrected as follows:

$$\begin{aligned}
\frac{\Gamma_{\text{lept}}}{[\Gamma_{\text{lept}}]_{\text{SM}}} &= 1 - 0.0021 S + 0.0093 T + 1.2 \varepsilon, \\
\frac{\Gamma_{\text{inv}}/\Gamma_{\text{lept}}}{[\Gamma_{\text{inv}}/\Gamma_{\text{lept}}]_{\text{SM}}} &= 1 + 0.0021 S - 0.0015 T - 2.2 \varepsilon, \\
\frac{\sin^2 \theta_{\text{eff}}^{\text{lept}}}{[\sin^2 \theta_{\text{eff}}^{\text{lept}}]_{\text{SM}}} &= 1 + 0.016 S - 0.011 T - 1.4 \varepsilon, \\
\frac{g_L^2}{[g_L^2]_{\text{SM}}} &= 1 - 0.0090 S + 0.022 T - 0.17 \varepsilon, \\
\frac{g_R^2}{[g_R^2]_{\text{SM}}} &= 1 + 0.031 S - 0.0067 T - 3.9 \varepsilon, \\
\frac{M_W}{[M_W]_{\text{SM}}} &= 1 - 0.0036 S + 0.0056 T \\
&\quad + 0.0042 U + 0.22 \varepsilon.
\end{aligned} \tag{20}$$

Here,  $[\ast]_{\text{SM}}$  is the usual SM prediction of the observable  $\ast$  using  $G_\mu$  as input. Note that the coefficient of  $\varepsilon$  in  $g_L^2$  is small. This means that the dependence of  $g_L^2$  on  $\varepsilon$  due to the suppression of the  $Z\nu\nu$  and  $W\ell\nu$  couplings is almost canceled by the dependence of the SM prediction through  $G_\mu$ . Ironically, although the original motivation for introducing the parameter  $\varepsilon$  was to fit  $g_L^2$ , it turns out that  $g_L^2$  is the least sensitive to  $\varepsilon$  of all the observables considered.

#### IV. THE FITS

Using the data and formulas from the previous sections, we perform several fits. Initially, we exclude the  $W$  mass and perform a fit to the remaining five observables only since including the  $W$  mass serves only to determine the  $U$  parameter and does not affect the values of the other fit parameters.

##### A. Oblique corrections only

First, we perform a fit with only the oblique correction parameters  $S$  and  $T$ . Using  $M_{\text{top}} = 174.3$  GeV,  $M_{\text{Higgs}} = 115$  GeV as the reference SM and fitting the expressions in Eq. (20) to the three  $Z$ -pole observables and the two NuTeV observables, we obtain

$$\begin{aligned}
S &= -0.09 \pm 0.10, \\
T &= -0.13 \pm 0.12,
\end{aligned} \tag{21}$$

with a correlation of 0.89. The quality of the fit is unimpressive:  $\chi^2 = 11.3$  for  $5 - 2 = 3$  degrees of freedom. The preferred region on the  $S$ - $T$  plane is shown in Fig. 1. As is evident from the figure, there is no region where the  $1\sigma$  bands for  $\Gamma_{\text{lept}}$ ,  $\sin^2 \theta_{\text{eff}}^{\text{lept}}$ , and  $g_L^2$  overlap.

Figure 1 also shows the preferred region if  $S$  and  $T$  are fit to the  $Z$ -pole observables only. Including the NuTeV data shifts both central values of  $S$  and  $T$  to the negative side.

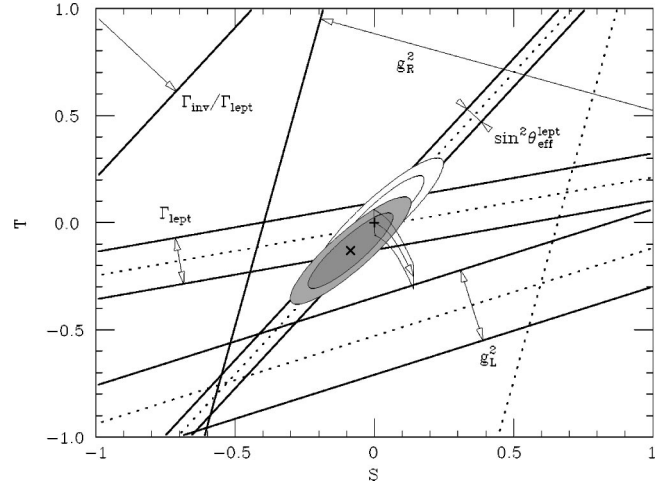


FIG. 1. The fit to the data with only  $S$  and  $T$ . The bands associated with each observable show the  $1\sigma$  limits. The shaded ellipses show the 68% and 90% confidence contours. The unshaded ellipses partially hidden behind the shaded ones show the contours when only the  $Z$ -pole data is used. The origin is the reference SM with  $M_{\text{top}} = 174.3$  GeV and  $M_{\text{Higgs}} = 115$  GeV. The curved arrow attached to the origin indicates the path along which the SM point will move when the Higgs boson mass is increased from 115 GeV to 1 TeV. The curved lines above and below it indicate the uncertainty in the SM point's position from that of the top mass:  $M_{\text{top}} = 174.3 \pm 5.1$  GeV [24].

Though the  $g_L^2$  band tries to pull  $S$  and  $T$  into the fourth quadrant (which corresponds to the SM with a larger Higgs boson mass), the narrow  $\sin^2 \theta_{\text{eff}}^{\text{lept}}$  band forces  $S$  and  $T$  to move along it into the third quadrant. In conclusion, oblique corrections alone cannot explain the NuTeV anomaly and/or the invisible width discrepancy.

##### B. With neutrino mixing

Next, we perform a fit with  $S$ ,  $T$ , and  $\varepsilon$ . The reference SM is  $M_{\text{top}} = 174.3$  GeV,  $M_{\text{Higgs}} = 115$  GeV as before. The result is

$$\begin{aligned}
S &= -0.03 \pm 0.10, \\
T &= -0.44 \pm 0.15, \\
\varepsilon &= 0.0030 \pm 0.0010.
\end{aligned} \tag{22}$$

The quality of the fit is improved dramatically to  $\chi^2 = 1.17$  for  $5 - 3 = 2$  degrees of freedom. The correlations among the parameters are shown in Table III. The preferred regions in the  $S$ - $T$ ,  $S$ - $\varepsilon$ , and  $T$ - $\varepsilon$  planes are shown in Figs. 2-4. The central values have shifted somewhat from our preliminary report in Ref. [28]. This is partly due to our use of updated NuTeV numbers from the third reference of [1], and partly due to our use of  $\Delta\alpha_{\text{had}}^{(5)}(M_Z) = 0.02761$  from Ref. [25] instead of the ZFITTER default value of  $\Delta\alpha_{\text{had}}^{(5)}(M_Z) = 0.02804$ .

Thus, by including both oblique corrections and  $\varepsilon$ , we obtain an excellent fit to both the  $Z$ -pole and NuTeV data.

TABLE III. The correlations among the oblique correction parameters and  $\varepsilon$ . The correlations among  $S$ ,  $T$ , and  $\varepsilon$  are unaffected by whether  $M_W$  and the  $U$  parameter are included in the fit.

	$S$	$T$	$U$	$\varepsilon$
$S$	1.00			
$T$	0.56	1.00		
$U$	-0.20	-0.73	1.00	
$\varepsilon$	0.18	-0.64	0.58	1.00

But what kind of new physics would provide such values of  $S$  and  $T$ ? While the limits on  $S$  permit it to have either sign,  $T$  is constrained to be negative by  $3\sigma$ . Few models of new physics are available which predict a negative  $T$  [29].

Recall that the effect of a SM Higgs boson heavier than our reference value (here chosen to be 115 GeV) is manifested as shifts in the oblique correction parameters. The approximate expressions for these shifts are [30]

$$S_{\text{Higgs}} \approx \frac{1}{6\pi} \ln(M_{\text{Higgs}}/M_{\text{Higgs}}^{\text{ref}}),$$

$$T_{\text{Higgs}} \approx -\frac{3}{8\pi c^2} \ln(M_{\text{Higgs}}/M_{\text{Higgs}}^{\text{ref}}), \quad (23)$$

$$U_{\text{Higgs}} \approx 0.$$

Notice that  $S_{\text{Higgs}}$  is positive while  $T_{\text{Higgs}}$  is negative for  $M_{\text{Higgs}} > M_{\text{Higgs}}^{\text{ref}}$ . Thus increasing the Higgs boson mass will have the desired effect of providing a negative  $T$ . Can  $T$  be made negative enough without making  $S$  too large? The answer is provided in Fig. 5, in which we show an enlargement of the central region of Fig. 2. The SM points fall comfortably within the 90% confidence contour when the Higgs boson mass is even moderately large.

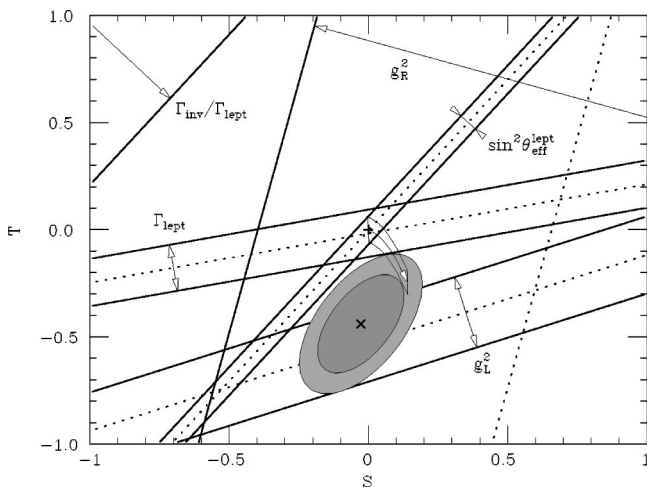


FIG. 2. The 68% and 90% confidence contours on the  $S$ - $T$  plane when the data is fit with  $S$ ,  $T$ , and  $\varepsilon$ . The SM points are shown as in Fig. 1.

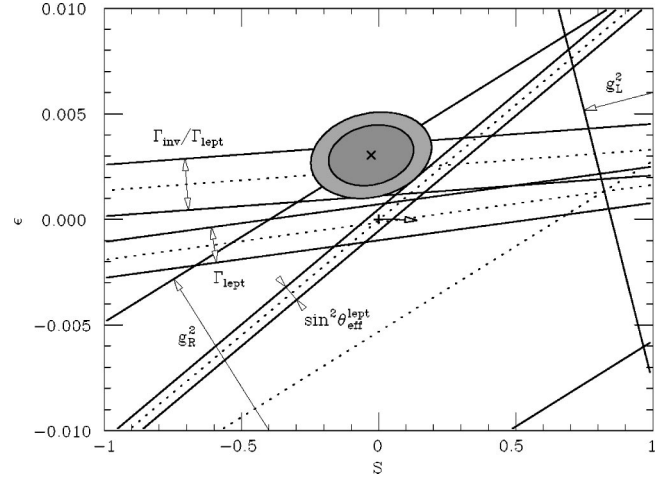


FIG. 3. The 68% and 90% confidence contours on the  $S$ - $\varepsilon$  plane. The arrow attached to the origin indicates the path along which the SM point will move when  $M_{\text{Higgs}}$  is increased from 115 GeV to 1 TeV. The dependence of the SM point on  $M_{\text{top}}$  is not shown.

### C. Neutrino mixing only

To check that the SM itself is indeed compatible with the data (excluding the  $W$  mass) we perform a fit with only  $\varepsilon$  as the fit parameter, and plot the dependence of  $\chi^2$  on the Higgs boson mass used to define the reference SM. The result is shown in Fig. 6. We also show the  $M_{\text{Higgs}}$  dependence of the  $1\sigma$  limits on  $\varepsilon$  in Fig. 7. The graphs demonstrate that the data are well fit by a SM with a heavy Higgs boson and a nonzero value of  $\varepsilon$ .

### D. The $W$ mass

We have deliberately excluded the  $W$  mass from our analysis since it cannot be fit with  $\varepsilon$  alone, or by  $S$ ,  $T$ , and  $\varepsilon$ . Equation (18) suggests that the single parameter fit with  $\varepsilon$ , which yields a positive value of  $\varepsilon$ , may increase the  $W$  mass

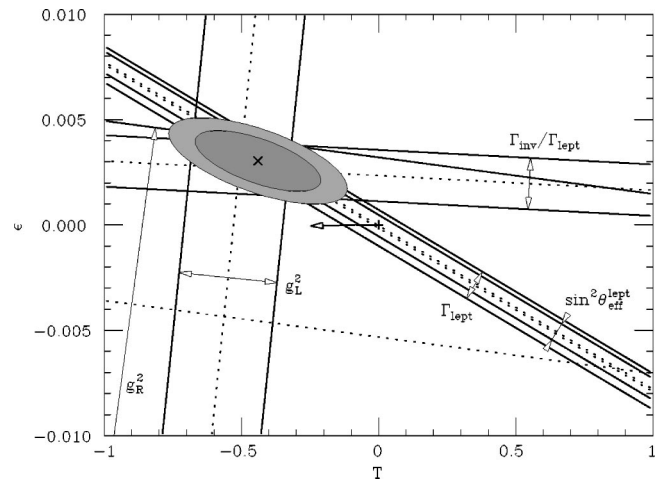


FIG. 4. The 68% and 90% confidence contours on the  $T$ - $\varepsilon$  plane. The arrow attached to the origin indicates the path along which the SM point will move when  $M_{\text{Higgs}}$  is increased from 115 GeV to 1 TeV. The dependence of the SM point on  $M_{\text{top}}$  is not shown.

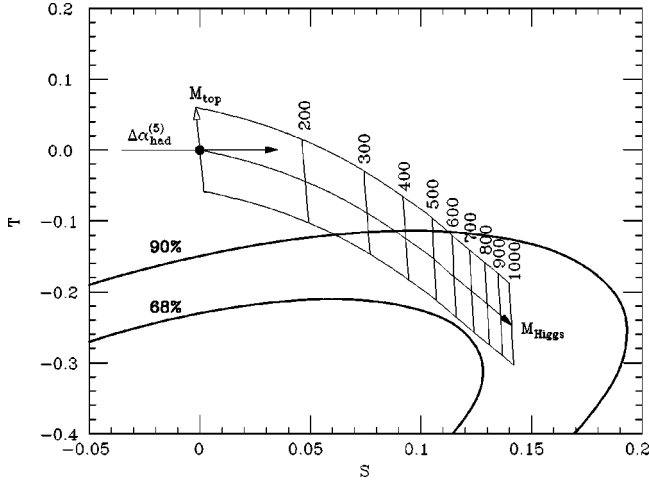


FIG. 5. Enlargement of the central region of Fig. 2. The  $M_{\text{Higgs}}$  and  $M_{\text{top}}$  dependence of the SM point is shown as in Fig. 2, with the Higgs mass indicated in units of GeV. The horizontal arrow going through the origin indicates the uncertainty in the position of the SM point due to the uncertainty in  $\Delta\alpha_{\text{had}}^{(5)}(M_Z)$ , with the arrow pointing in the direction of increasing  $\Delta\alpha_{\text{had}}^{(5)}(M_Z)$ .

prediction towards the experimental value [4]. However, the coefficient of  $\varepsilon$ , Eq. (20), is too small for it to significantly mitigate the discrepancy. A three parameter fit with  $S$ ,  $T$ , and  $\varepsilon$  also fails to close the gap. In that case, note that the combination of  $T$  and  $\varepsilon$  upon which  $M_W$  depends is

$$\left(\alpha T + \frac{s^2}{c^2} \varepsilon\right) = (\alpha T + \varepsilon) - \left(\frac{c^2 - s^2}{c^2}\right) \varepsilon. \quad (24)$$

Since  $(\alpha T + \varepsilon)$  is pinned by the  $Z$ -pole observables, a non-zero  $\varepsilon$  would actually lead to a *decrease* in the  $W$  mass prediction. Therefore, the  $U$  parameter is necessary to fit  $M_W$ . The result of the four parameter fit to the reference SM of  $M_{\text{top}} = 174.3$  GeV,  $M_{\text{Higgs}} = 115$  GeV is

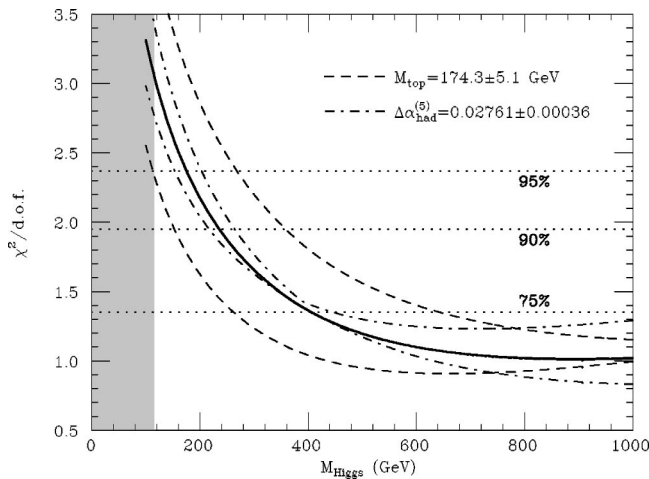


FIG. 6. The dependence of  $\chi^2/\text{DOF}$  on  $M_{\text{Higgs}}$  when only  $\varepsilon$  is used to fit the  $Z$ -pole and NuTeV data. The  $W$  mass is not included in the fit. The Higgs mass in the shaded region is excluded by direct searches.

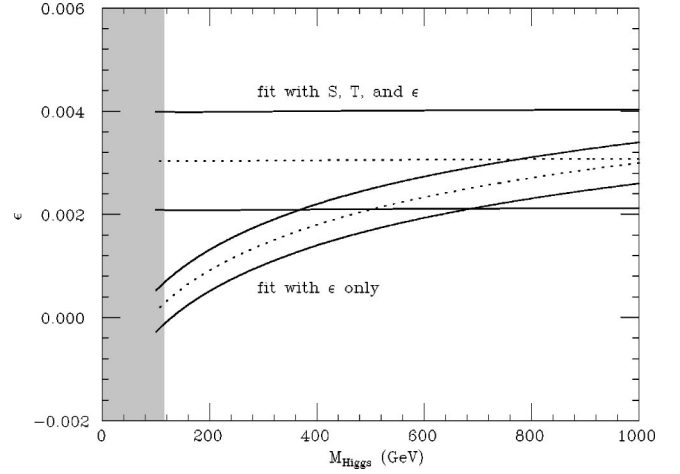


FIG. 7. The dependence of the  $1\sigma$  limits of  $\varepsilon$  on  $M_{\text{Higgs}}$ . The Higgs mass in the shaded region is excluded by direct searches.

$$U = 0.62 \pm 0.16, \quad (25)$$

and the correlations with the other parameters are shown in Table III. The dependence of these limits on the reference Higgs mass  $M_{\text{Higgs}}$  is weak, as implied by Eq. (23) and shown in Fig. 8.

## V. CONCLUSIONS AND DISCUSSION

We conclude that neutrino mixing together with oblique corrections can reconcile the  $Z$ -pole and NuTeV data. The simplest model which provides the necessary values of  $S$  and  $T$  is the SM itself with a large Higgs boson mass.

We emphasize that there is nothing exotic about this solution. Neutrinos are known to mix from Super-Kamiokande [31], SNO [32], K2K [33], and other neutrino experiments. Neutrino mixing may have the added bonus of contributing negatively to both  $S$  and  $T$  [29].

The possibility that the Higgs boson is heavy has also

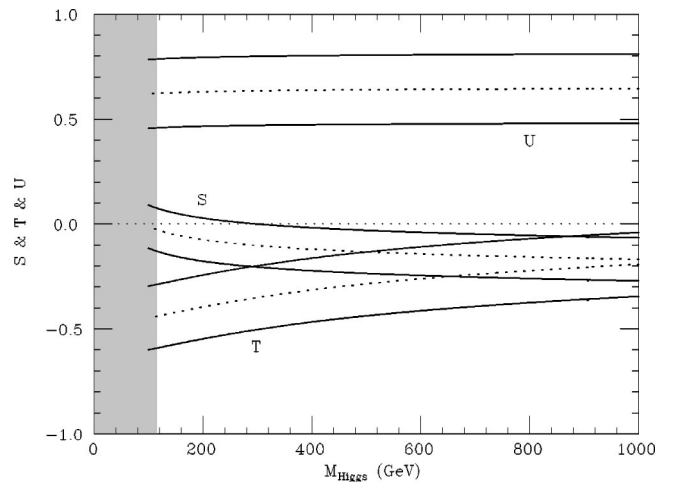


FIG. 8. The dependence of the  $1\sigma$  limits of  $S$ ,  $T$ , and  $U$  on  $M_{\text{Higgs}}$ . The Higgs mass in the shaded region is excluded by direct searches.

been under scrutiny [34,35] since it has not been found in the  $\sim 80$  GeV range preferred by the SM global fit (Ref. [12], p. 154). If the Higgs boson is indeed heavy as suggested by Fig. 6, it may favor a possible dynamical mechanism for electroweak symmetry breaking while providing a challenge for supersymmetry [36].

The limits on the suppression parameter,

$$\varepsilon = 0.0030 \pm 0.0010, \quad (26)$$

imply

$$\theta = 0.055 \pm 0.010 \quad (27)$$

as the mixing angle if the suppression is due to mixing with a single heavy sterile state. The heavy state into which the neutrino mixes must be at least as massive as the  $Z$  so that the  $Z$  does not decay into it. A naive seesaw model [18] does not permit such a large mixing angle since the angle is related to the ratio of masses. However, it can be shown that the required pattern of mixings and masses can be arranged when there exist inter-generational mixings [15]. We will present explicit examples in Ref. [37].

The  $W$  mass needs the  $U$  parameter, so we cannot do without other new physics entirely. The Higgs mass dependence of the oblique correction parameters are shown in Fig. 8. What kind of new physics will be compatible with this? It has to predict a small  $T$  while predicting a large  $U$ . One possibility is that the  $U$  parameter can be enhanced by the

formation of bound states at new particle thresholds. If one expresses  $T$  and  $U$  as dispersion integrals over spectral functions, one finds

$$T \propto \int_{s_{\text{thres}}}^{\infty} \frac{ds}{s} [\text{Im } \Pi_{\pm}(s) - \text{Im } \Pi_0(s)],$$

$$U \propto \int_{s_{\text{thres}}}^{\infty} \frac{ds}{s^2} [\text{Im } \Pi_{\pm}(s) - \text{Im } \Pi_0(s)], \quad (28)$$

where we have used the notation of Ref. [38]. Because of the extra negative power of  $s$  in the integrand of  $U$ , it is more sensitive to the enhancement of the threshold than  $T$ . Indeed, it has been shown in Ref. [38] that threshold effects do not enhance the  $T$  parameter. This could, again, mean that a theory that exhibits dynamical electroweak symmetry breaking is favored. This possibility will be investigated in a subsequent paper.

#### ACKNOWLEDGMENTS

We would like to thank Lay Nam Chang, Michael Chanowitz, Michio Hashimoto, Randy Johnson, Alex Kagan, Kevin McFarland, Mihoko Nojiri, Jogesh Pati, and Mike Shaevitz for helpful discussions and communications. This research was supported in part by the U.S. Department of Energy, grants DE-FG05-92ER40709, Task A (T.T. and N.O.), and DE-FG02-84ER40153 (L.C.R.W.).

- 
- [1] NuTeV Collaboration, G.P. Zeller *et al.*, Phys. Rev. Lett. **88**, 091802 (2002); Phys. Rev. D **65**, 111103(R) (2002); K.S. McFarland *et al.*, hep-ex/0205080; G.P. Zeller *et al.*, hep-ex/0207052.
- [2] C.H. Llewellyn Smith, Nucl. Phys. **B228**, 205 (1983).
- [3] S. Davidson, S. Forte, P. Gambino, N. Rius, and A. Strumia, J. High Energy Phys. **02**, 037 (2002); S. Davidson, hep-ph/0209316; P. Gambino, hep-ph/0211009.
- [4] K.S. Babu, J.C. Pati, and X. Zhang, Phys. Rev. D **46**, 2190 (1992); K.S. Babu and J.C. Pati, hep-ph/0203029.
- [5] A. De Gouvea, G.F. Giudice, A. Strumia, and K. Tobe, Nucl. Phys. **B623**, 395 (2002).
- [6] C. Giunti and M. Laveder, hep-ph/0202152.
- [7] S. Barshay and G. Kreyerhoff, Phys. Lett. B **535**, 201 (2002).
- [8] E. Ma and D.P. Roy, Phys. Rev. D **65**, 075021 (2002); Nucl. Phys. **B644**, 290 (2002).
- [9] G.A. Miller and A.W. Thomas, hep-ex/0204007.
- [10] S. Kovalenko, I. Schmidt, and J.J. Yang, Phys. Lett. B **546**, 68 (2002).
- [11] S. Kumano, Phys. Rev. D **66**, 111301(R) (2002).
- [12] The LEP Collaborations, the LEP Electroweak Working Group, and the SLD Heavy Flavor and Electroweak Groups, hep-ex/0212036.
- [13] M. Gronau, C.N. Leung, and J.L. Rosner, Phys. Rev. D **29**, 2539 (1984).
- [14] J. Bernabeu, A. Santamaria, J. Vidal, A. Mendez, and J.W. Valle, Phys. Lett. B **187**, 303 (1987).
- [15] L.N. Chang, D. Ng, and J.N. Ng, Phys. Rev. D **50**, 4589 (1994).
- [16] W.J. Marciano, Phys. Rev. D **60**, 093006 (1999).
- [17] M.E. Peskin and T. Takeuchi, Phys. Rev. Lett. **65**, 964 (1990); Phys. Rev. D **46**, 381 (1992); J.L. Hewett, T. Takeuchi, and S. Thomas, hep-ph/9603391.
- [18] T. Yanagida, in *Proceedings of the Workshop on Unified Theory and Baryon Number in the Universe*, Tsukuba, Japan, 1979, edited by O. Sawada and A. Sugamoto (KEK Report No. 79-18, Tsukuba, 1979), p. 95; M. Gell-Mann, P. Ramond, and S. Slansky, in *Supergravity*, edited by P. van Nieuwenhuizen and D. Z. Freedman (North-Holland, Amsterdam, 1979), p. 315; R.N. Mohapatra and G. Senjanović, Phys. Rev. Lett. **44**, 912 (1980).
- [19] In the presence of vertex corrections from new physics, the ratios of partial widths and the asymmetries can be used to constrain them independently of the oblique corrections. See T. Takeuchi, A.K. Grant, and J.L. Rosner, hep-ph/9409211; W. Loinaz and T. Takeuchi, Phys. Rev. D **60**, 015005 (1999); O. Lebedev, W. Loinaz, and T. Takeuchi, *ibid.* **61**, 115005 (2000); **62**, 015003 (2000); **62**, 055014 (2000); L.N. Chang, O. Lebedev, W. Loinaz, and T. Takeuchi, Phys. Rev. Lett. **85**, 3765 (2000); T. Takeuchi, O. Lebedev, and W. Loinaz, hep-ph/0006031; hep-ph/0009180.
- [20] See the first reference of [19], and also A.K. Grant and T. Takeuchi, hep-ph/9807413.
- [21] Particle Data Group, C. Caso *et al.*, Eur. Phys. J. C **3**, 1 (1998).

- We use the values from the 1998 Review of Particle Physics since later editions include preliminary results from NuTeV in their average.
- [22] The ZFITTER package: D. Bardin *et al.*, *Z. Phys. C* **44**, 493 (1989); *Nucl. Phys.* **B351**, 1 (1991); *Phys. Lett. B* **255**, 290 (1991); CERN-TH-6443/92, hep-ph/9412201; *Comput. Phys. Commun.* **133**, 229 (2001).
- [23] W.J. Marciano and A. Sirlin, *Phys. Rev. D* **22**, 2695 (1980); **31**, 213(E) (1985).
- [24] The Top Averaging Group, L. Demortier *et al.*, FERMLAB-TM-2084; CDF and D0 Collaborations, G. Brooijmans, hep-ex/0005030.
- [25] H. Burkhardt and B. Pietrzyk, *Phys. Lett. B* **513**, 46 (2001).
- [26] Particle Data Group, K. Hagiwara *et al.*, *Phys. Rev. D* **66**, 010001 (2002).
- [27] J.L. Rosner, M.P. Worah, and T. Takeuchi, *Phys. Rev. D* **49**, 1363 (1994).
- [28] T. Takeuchi, hep-ph/0209109.
- [29] S. Bertolini and A. Sirlin, *Phys. Lett. B* **257**, 179 (1991); E. Gates and J. Terning, *Phys. Rev. Lett.* **67**, 1840 (1991); B. Holdom, *Phys. Rev. D* **54**, 721 (1996); B. Holdom and T. Torma, *ibid.* **59**, 075005 (1999).
- [30] T. Takeuchi, presented at the 1991 Nagoya Spring School on Dynamical Symmetry Breaking, Nakatsugawa, Japan, 1991, SLAC-PUB-5619 (<http://www.slac.stanford.edu/pubs/slacpubs/5000/slac-pub-5619.html>).
- [31] Super-Kamiokande Collaboration, Y. Fukuda *et al.*, *Phys. Rev. Lett.* **81**, 1562 (1998); **85**, 3999 (2000); T. Toshito, hep-ex/0105023; A. Habig, hep-ex/0106025; S. Fukuda *et al.*, *Phys. Lett. B* **539**, 179 (2002).
- [32] SNO Collaboration, Q.R. Ahmad *et al.*, *Phys. Rev. Lett.* **89**, 011301 (2002); **89**, 011302 (2002).
- [33] K2K Collaboration, T. Ishii, hep-ex/0206033; A.K. Ichikawa, hep-ex/0206037.
- [34] M.E. Peskin and J.D. Wells, *Phys. Rev. D* **64**, 093003 (2001).
- [35] M.S. Chanowitz, *Phys. Rev. Lett.* **87**, 231802 (2001); *Phys. Rev. D* **66**, 073002 (2002).
- [36] Y. Okada, M. Yamaguchi, and T. Yanagida, *Prog. Theor. Phys.* **85**, 1 (1991); *Phys. Lett. B* **262**, 54 (1991); N. Polonsky and S. Su, *ibid.* **508**, 103 (2001); J.L. Feng and K.T. Matchev, *Phys. Rev. D* **63**, 095003 (2001).
- [37] W. Loinaz, N. Okamura, S. Rayyan, T. Takeuchi, and L. C. R. Wijewardhana (in preparation).
- [38] T. Takeuchi, A.K. Grant, and M.P. Worah, *Phys. Rev. D* **51**, 6457 (1995); **53**, 1548 (1996).