

Identification of a protein kinase substrate in *Sulfolobus solfataricus* P2

Ruth Ann Redbird

Dissertation submitted to the faculty of the Virginia Polytechnic Institute and State University in
partial fulfillment of the requirements for the degree of

Doctor of Philosophy
In
Biochemistry

Peter J. Kennelly, Chair
Richard Helm
James Mahaney
Renee Prater


April 1, 2010
Blacksburg, VA

Keywords: protein kinase, phosphorylation, *Archaea*, ATP Synthase


Figure Citations and Copyrights


- Figure 1-1. [used with permission]
File:Simplified tree.png. *Wikimedia Commons*.
http://commons.wikimedia.org/wiki/File:Simplified_tree.png[kimedia.org/w/index.php?title=Main_Page&oldid=36978449](http://commons.wikimedia.org/w/index.php?title=Main_Page&oldid=36978449) (accessed Feb. 10, 2010) Licensing attached.
- Figure 1-2. [used with permission]
Kannan, Taylor et al. (2007) "Structural and Functional Diversity of the Microbial Kinome." *PLoS Biol* 5(3):e17. <http://dx.doi.org/10.1371/journal.pbio.0050017> (accessed Feb. 10, 2010) Licensing attached.
- Figure 3-3. [used with permission]
Lambda ZAP II Predigested EcoR I/CIAIAP-Treated Vector Kit Instruction Manual. Figure 2, page 4. Used with permission per email attached from Kevin White, Stratagene/Agilent.
- Figure 4-1AB. [fair use]
Grüber, G. and V. Marshansky (2008). "New insights into structure-function relationships between archeal ATP synthase (A1AO) and vacuolar type ATPase (V1VO)." *BioEssays* 30(11-12): 1096-1109. <http://dx.doi.org/10.1002/bies.20827> (accessed Mar. 5, 2010) Fair use determination attached.
- Figure 4-1C. [fair use]
Kish-Trier, E., L.-A. K. Briere, et al. (2008). "The Stator Complex of the A1AO-ATP Synthase-- Structural Characterization of the E and H Subunits." *Journal of Molecular Biology* 375(3): 673-685. <http://www.sciencedirect.com/science/article/B6WK7-4R1KVXS-5/2/830e95443ad38b016219992caa2047e9> (accessed Mar. 3, 2010) Fair use determination attached.
- Figure 4-2. [fair use]
Kumar, A., M. S. S. Manimekalai, et al. (2010). "Nucleotide Binding States of Subunit A of the A-ATP Synthase and the Implication of P-Loop Switch in Evolution." *Journal of Molecular Biology* 396(2): 301-320. <http://www.sciencedirect.com/science/article/B6WK7-4XSTDC1-1/2/a4fef764476b10b00a82dcf268a19469> (accessed Mar. 3, 2010) Fair use determination attached.
- Figure 6-1. [fair use]
Maegawa, Y., H. Morita, et al. (2006). "Structure of the catalytic nucleotide-binding subunit A of A-type ATP synthase from *Pyrococcus horikoshii* reveals a novel domain related to the peripheral stalk." *Acta Crystallographica Section D* 62(5): 483-488. <http://dx.doi.org/10.1107/S0907444906006329> (accessed Mar. 5, 2010) Fair use determination attached.

Figure 1-1. License:

 [Creative Commons](#)
Creative Commons License Deed
Attribution-Share Alike 3.0 Unported


You are free:


 **to Share** — to copy, distribute and transmit the work

 **to Remix** — to adapt the work

•

Under the following conditions:

 **Attribution** — You must attribute the work in the manner specified by the author or licensor (but not in any way that suggests that they endorse you or your use of the work).

 **Share Alike** — If you alter, transform, or build upon this work, you may distribute the resulting work only under the same, similar or a compatible license.

With the understanding that:

Waiver — Any of the above conditions can be [waived](#) if you get permission from the copyright holder.

Public Domain — Where the work or any of its elements is in the [public domain](#) under applicable law, that status is in no way affected by the license.

Other Rights — In no way are any of the following rights affected by the license:

- Your fair dealing or [fair use](#) rights, or other applicable copyright exceptions and limitations;
- The author's [moral](#) rights;
- Rights other persons may have either in the work itself or in how the work is used, such as [publicity](#) or [privacy](#) rights.

• **Notice** — For any reuse or distribution, you must make clear to others the license terms of this work. The best way to do this is with a [link to this web page](#).

This is a human-readable summary of the [Legal Code](#) (the full license).




Figure 1-2. License:

Open-Access License

No Permission Required

The Public Library of Science (PLoS) applies the Creative Commons Attribution License (CCAL) to all works we publish (read the human-readable summary or the full license legal code). Under the CCAL, authors retain ownership of the copyright for their article, but authors allow anyone to download, reuse, reprint, modify, distribute, and/or copy articles in PLoS journals, so long as the original authors and source are cited. **No permission is required from the authors or the publishers.**



In most cases, appropriate attribution can be provided by simply citing the original article (e.g., Kaltenbach LS et al. (2007) Huntingtin Interacting Proteins Are Genetic Modifiers of Neurodegeneration. *PLoS Genet* 3(5): e82. doi:10.1371/journal.pgen.0030082). If the item you plan to reuse is not part of a published article (e.g., a featured issue image), then please indicate the originator of the work, and the volume, issue, and date of the journal in which the item appeared. For any reuse or redistribution of a work, you must also make clear the license terms under which the work was published.

This broad license was developed to facilitate open access to, and free use of, original works of all types. Applying this standard license to your own work will ensure your right to make your work freely and openly available. Learn more about open access. For queries about the license, please contact us.

All site content, except where otherwise noted, is licensed under a Creative Commons Attribution License.

Figure 3-3: Permission letter.

Dear Ruth,

Thank you for your inquiry. All you would need to do is cite where you obtained the actual figure (i.e. if is from the manual, reference this). Good luck with your dissertation!

Sincerely,

Kevin White
Technical Support Scientist
Stratagene - An Agilent Technologies Company

Kevin.White@Agilent.com
(800) 894-1304 x5689 tel
858-777-5387 FAX

-----Original Message-----

From: techservices@agilent.com [<mailto:techservices@agilent.com>]
Sent: Saturday, February 27, 2010 12:10 AM
To: TECHSERVICES (A-LaJolla,ex1)
Subject: Contact Tech Services - Web Form

Name: Ruth Redbird
Position: Graduate Student
Department: Biochemistry
Institution: Virginia Polytechnic Institute and State University
Address: 1254 Sweeny Road
City: Blacksburg
State: VA
Zip/Postal Code: 24060
Country: United States of America
Email: redbird@vt.edu
Phone: 540-239-7246

Comments: Hello. I'm a grad student at VA Tech and wanted to use the pBluescript SK- MCS region from the Lambda Zap II Predigested kit as a figure in my dissertation. Would this be possible? What documentation would I need if required? Thanks! - ruth ann

Figure 4-1AB: Fair use determination.

Draft 09/01/2009

(Questions? Concerns? Contact Gail McMillan, Director of the Digital Library and Archives at Virginia Tech's University Libraries: gailmac@vt.edu)

(Please ensure that Javascript is enabled on your browser before using this tool.)

Virginia Tech ETD Fair Use Analysis Results

This is not a replacement for professional legal advice but an effort to assist you in making a sound decision.

Name: Ruth Ann Redbird

Description of item under review for fair use: Figure 4-1AB. Grüber, G. and V. Marshansky (2008). "New insights into structure-function relationships between archeal ATP synthase (A1A0) and vacuolar type ATPase (V1V0)." BioEssays 30(11-12): 1096-1109.

Report generated on: 04-10-2010 at : 18:25:51

Based on the information you provided:

Factor 1

Your consideration of the purpose and character of your use of the copyright work weighs: *in favor of fair use*

Factor 2

Your consideration of the nature of the copyrighted work you used weighs: *in favor of fair use*

Factor 3

Your consideration of the amount and substantiality of your use of the copyrighted work weighs: *in favor of fair use*

Factor 4

Your consideration of the effect or potential effect on the market after your use of the copyrighted work weighs: *in favor of fair use*

Based on the information you provided, your use of the copyrighted work weighs: *in favor of fair use*

Figure 4-1C: Fair Use determination.

Draft 09/01/2009

(Questions? Concerns? Contact Gail McMillan, Director of the Digital Library and Archives at Virginia Tech's University Libraries: gailmac@vt.edu)

(Please ensure that Javascript is enabled on your browser before using this tool.)

Virginia Tech ETD Fair Use Analysis Results

This is not a replacement for professional legal advice but an effort to assist you in making a sound decision.

Name: Ruth Ann Redbird

Description of item under review for fair use: Kish-Trier, E., L.-A. K. Briere, et al. (2008). "The Stator Complex of the A1A0-ATP Synthase--Structural Characterization of the E and H Subunits." Journal of Molecular Biology 375(3): 673-685.

Report generated on: 04-10-2010 at : 18:42:08

Based on the information you provided:

Factor 1

Your consideration of the purpose and character of your use of the copyright work weighs: *in favor of fair use*

Factor 2

Your consideration of the nature of the copyrighted work you used weighs: *in favor of fair use*

Factor 3

Your consideration of the amount and substantiality of your use of the copyrighted work weighs: *in favor of fair use*

Factor 4

Your consideration of the effect or potential effect on the market after your use of the copyrighted work weighs: *in favor of fair use*

Based on the information you provided, your use of the copyrighted work weighs: *in favor of fair use*

Figure 4-2: Fair Use determination.

Draft 09/01/2009

(Questions? Concerns? Contact Gail McMillan, Director of the Digital Library and Archives at Virginia Tech's University Libraries: gailmac@vt.edu)

(Please ensure that Javascript is enabled on your browser before using this tool.)

Virginia Tech ETD Fair Use Analysis Results

This is not a replacement for professional legal advice but an effort to assist you in making a sound decision.

Name: Ruth Ann Redbird

Description of item under review for fair use: Kumar, A., M. S. S. Manimekalai, et al. (2010). "Nucleotide Binding States of Subunit A of the A-ATP Synthase and the Implication of P-Loop Switch in Evolution." Journal of Molecular Biology 396(2): 301-320.

Report generated on: 04-10-2010 at : 18:48:32

Based on the information you provided:

Factor 1

Your consideration of the purpose and character of your use of the copyright work weighs: *in favor of fair use*

Factor 2

Your consideration of the nature of the copyrighted work you used weighs: *in favor of fair use*

Factor 3

Your consideration of the amount and substantiality of your use of the copyrighted work weighs: *in favor of fair use*

Factor 4

Your consideration of the effect or potential effect on the market after your use of the copyrighted work weighs: *in favor of fair use*

Based on the information you provided, your use of the copyrighted work weighs: *in favor of fair use*

Figure 6-1: Fair Use determination.

Draft 09/01/2009

(Questions? Concerns? Contact Gail McMillan, Director of the Digital Library and Archives at Virginia Tech's University Libraries: gailmac@vt.edu)

(Please ensure that Javascript is enabled on your browser before using this tool.)

Virginia Tech ETD Fair Use Analysis Results

This is not a replacement for professional legal advice but an effort to assist you in making a sound decision.

Name: Ruth Ann Redbird

Description of item under review for fair use: Maegawa, Y., H. Morita, et al. (2006). "Structure of the catalytic nucleotide-binding subunit A of A-type ATP synthase from Pyrococcus horikoshii reveals a novel domain related to the peripheral stalk." Acta Crystallographica Section D 62(5): 483-488.

Report generated on: 04-10-2010 at : 18:58:08

Based on the information you provided:

Factor 1

Your consideration of the purpose and character of your use of the copyright work weighs: *in favor of fair use*

Factor 2

Your consideration of the nature of the copyrighted work you used weighs: *in favor of fair use*

Factor 3

Your consideration of the amount and substantiality of your use of the copyrighted work weighs: *against fair use*

Factor 4

Your consideration of the effect or potential effect on the market after your use of the copyrighted work weighs: *in favor of fair use*

Based on the information you provided, your use of the copyrighted work weighs: *in favor of fair use*