

Act II, Scene i

ROMEO:

. . . I still will stay with thee, and never from this palace of  
dim night depart again.


V.iii


Footlights are the joint which illuminates the material. This condition interacts with the play, giving the tower a presence which associates it with *tomb*. The footlights are also an element which may be used to simply illuminate the amphitheatre at night, without a performance. They join the built environment to the play, indicating that the architecture is the background for the activities of the site. In a similar way, the layers of the collage build upon the background of the site, eventually becoming a foreground which articulates the design. These final drawings of the thesis bring together the natural and built environments in a way which speaks about the life of the site yet expresses the architecture concisely.



*Resolution of the collage*








ROCKY LANE

WATERWAY



SOPHIA STREET

C

PARKING

BOAT DOCK

C



