



Soil Sample Information Sheet for Home Lawns, Gardens, Fruits, and Ornamentals

Please Print (Form expires January 2015)

INSTRUCTIONS: See other side for sampling instructions. For a recommendation, be sure to fill in the **plant code number**. Place check marks (✓) where appropriate. Use another form for commercial crop production. Send samples, forms, and payment to Virginia Tech Soil Testing Lab, 145 Smyth Hall (MC 0465), 185 Ag Quad Ln, Blacksburg VA 24061, in a sturdy shipping carton weighing less than 37 pounds. Processing will be delayed if soil is not received in an official sample box. See www.soiltest.vt.edu for more information.

Your Name: _____ E-mail: _____ Phone: _____ Mailing Address: _____ _____ City: _____ ZIP Code (required): _____ County Where Soil is Located (required): _____ Copy Report To (Consultant, etc.): _____ Their E-mail: _____	Date sampled: _____ MM/DD/YY Office Use only Extension Unit Code: <div style="border: 1px solid black; width: 80px; height: 50px; margin: 0 auto;"></div>
---	---

SAMPLE IDENTIFICATION Your Sample Box Number or Name (Up to 5 digits) <table style="width: 100%; border-collapse: collapse;"> <tr> <td style="border: 1px solid black; width: 20px; height: 20px;"></td> <td style="border: 1px solid black; width: 20px; height: 20px;"></td> <td style="border: 1px solid black; width: 20px; height: 20px;"></td> <td style="border: 1px solid black; width: 20px; height: 20px;"></td> <td style="border: 1px solid black; width: 20px; height: 20px;"></td> </tr> </table>						PLANT TO BE GROWN Insert Plant Code # from list at right <table style="width: 100%; border-collapse: collapse;"> <tr> <td style="border: 1px solid black; width: 20px; height: 20px;"></td> <td style="border: 1px solid black; width: 20px; height: 20px;"></td> <td style="border: 1px solid black; width: 20px; height: 20px;"></td> </tr> </table>				<p style="text-align: center;">PLANT CODE LIST</p> <table style="width: 100%; border-collapse: collapse;"> <tr> <td style="width: 50%; vertical-align: top;"> Lawn: Kentucky Bluegrass, Fescue, or Ryegrass 201 Establishing New Lawn 202 Maintaining Lawn, Repair of Bare Spots Lawn: Bermudagrass, Zoysiagrass, or St. Augustine 203 Establishing New Lawn 204 Maintaining Lawn, Repair of Bare Spots Garden 210 Vegetable Garden 211 Flower Garden 212 Roses Acid-Loving Shrubs 240 Azaleas 241 Andromedas 242 Camellias 243 Laurel 244 Rhododendron </td> <td style="width: 50%; vertical-align: top;"> Non-Acid-Loving Shrubs and Trees 245 Shrubs - Lilac, Forsythia, Boxwood, etc. 246 Trees - Pine, Maple, Oak, etc. Fruits 220 Apples 221 Blackberries 222 Blueberries 223 Currants 224 Gooseberries 225 Grapes 226 Nectarines 227 Peaches 228 Pears 229 Plums 230 Quince 231 Raspberries 232 Sour Cherry 233 Strawberries 234 Sweet Cherries House Plants 250 Potted House Plants </td> </tr> </table>	Lawn: Kentucky Bluegrass, Fescue, or Ryegrass 201 Establishing New Lawn 202 Maintaining Lawn, Repair of Bare Spots Lawn: Bermudagrass, Zoysiagrass, or St. Augustine 203 Establishing New Lawn 204 Maintaining Lawn, Repair of Bare Spots Garden 210 Vegetable Garden 211 Flower Garden 212 Roses Acid-Loving Shrubs 240 Azaleas 241 Andromedas 242 Camellias 243 Laurel 244 Rhododendron	Non-Acid-Loving Shrubs and Trees 245 Shrubs - Lilac, Forsythia, Boxwood, etc. 246 Trees - Pine, Maple, Oak, etc. Fruits 220 Apples 221 Blackberries 222 Blueberries 223 Currants 224 Gooseberries 225 Grapes 226 Nectarines 227 Peaches 228 Pears 229 Plums 230 Quince 231 Raspberries 232 Sour Cherry 233 Strawberries 234 Sweet Cherries House Plants 250 Potted House Plants
Lawn: Kentucky Bluegrass, Fescue, or Ryegrass 201 Establishing New Lawn 202 Maintaining Lawn, Repair of Bare Spots Lawn: Bermudagrass, Zoysiagrass, or St. Augustine 203 Establishing New Lawn 204 Maintaining Lawn, Repair of Bare Spots Garden 210 Vegetable Garden 211 Flower Garden 212 Roses Acid-Loving Shrubs 240 Azaleas 241 Andromedas 242 Camellias 243 Laurel 244 Rhododendron	Non-Acid-Loving Shrubs and Trees 245 Shrubs - Lilac, Forsythia, Boxwood, etc. 246 Trees - Pine, Maple, Oak, etc. Fruits 220 Apples 221 Blackberries 222 Blueberries 223 Currants 224 Gooseberries 225 Grapes 226 Nectarines 227 Peaches 228 Pears 229 Plums 230 Quince 231 Raspberries 232 Sour Cherry 233 Strawberries 234 Sweet Cherries House Plants 250 Potted House Plants											
SOIL INFORMATION Last Lime Application												
<table style="width: 100%; border-collapse: collapse;"> <tr> <th style="width: 50%; text-align: center;">Months Previous</th> <th style="width: 50%; text-align: center;">Pounds per 1,000 sq. ft.</th> </tr> <tr> <td style="text-align: center;"> <input type="radio"/> - <input type="radio"/> 0 – 6 <input type="radio"/> 7 – 12 <input type="radio"/> 13 – 18 <input type="radio"/> 19+ </td> <td style="text-align: center;"> <input type="radio"/> 0 <input type="radio"/> 10 – 50 <input type="radio"/> 51 – 100 <input type="radio"/> 101 – 150 <input type="radio"/> 151+ </td> </tr> </table>	Months Previous	Pounds per 1,000 sq. ft.	<input type="radio"/> - <input type="radio"/> 0 – 6 <input type="radio"/> 7 – 12 <input type="radio"/> 13 – 18 <input type="radio"/> 19+	<input type="radio"/> 0 <input type="radio"/> 10 – 50 <input type="radio"/> 51 – 100 <input type="radio"/> 101 – 150 <input type="radio"/> 151+								
Months Previous	Pounds per 1,000 sq. ft.											
<input type="radio"/> - <input type="radio"/> 0 – 6 <input type="radio"/> 7 – 12 <input type="radio"/> 13 – 18 <input type="radio"/> 19+	<input type="radio"/> 0 <input type="radio"/> 10 – 50 <input type="radio"/> 51 – 100 <input type="radio"/> 101 – 150 <input type="radio"/> 151+											

SOIL TESTS DESIRED AND FEES	COST PER SAMPLE	
	IN-STATE	OUT-OF-STATE
<input type="checkbox"/> Routine (soil pH, P, K, Ca, Mg, Zn, Mn, Cu, Fe, B, and estimated CEC)	\$10.00	\$16.00
<input type="checkbox"/> Organic Matter – Determines percentage in soil – no recommendation given	\$4.00	\$6.00
<input type="checkbox"/> Soluble Salts – Determines if fertilizer salts are too high	\$2.00	\$3.00

Send in payment along with soil sample and form; make check or money order payable to **“Treasurer, Virginia Tech.”**

Important:

For test results to be meaningful, use extreme care when taking soil samples. Each sample represents many tons of soil in your lawn or garden. Test results cannot be any more accurate than the sample submitted to the laboratory. **Do not** take samples when the soil is extremely wet.

Sampling Instructions:

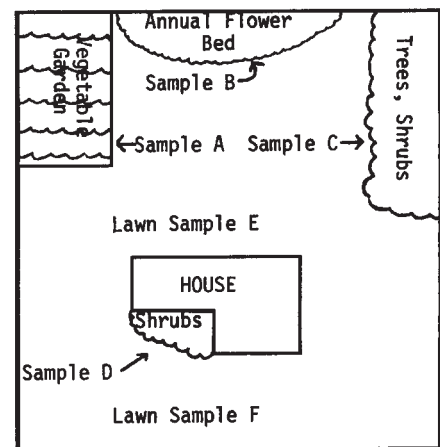
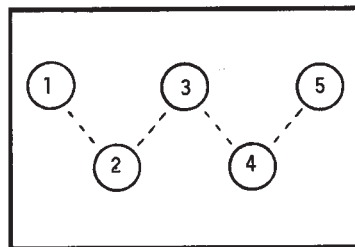
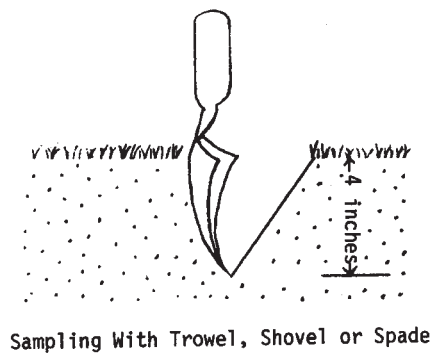
Divide your lawn or garden into sampling areas. Each area should be uniform in the kind of soil and in the past fertilizer and lime treatments it has received. An example would be separate samples (areas) for front and back lawns. For **shrubs and trees**, select an area from the trunk to the outer edges of the branches. Take a separate sample from each area as shown in the diagram below.

Use the following procedure for each sampling area:

- A – Take samples with a trowel, shovel, spade, or auger. Make a vertical cut 4" deep for lawns, or to plowing depth for gardens, and push the soil aside. Then cut a thin slice from the side of the opening that is of uniform thickness, approximately 2" in width, and extending from the top of the ground to the depth of the cut. Scrape away or discard any surface mat of grass or litter and place the slice of soil into a clean bucket or other container. Follow this sampling procedure in 10 or more different locations within each sampling area, each time placing the resulting soil in the same container, giving you a composite sample.
- B – Thoroughly mix the soil from the composite sample and then fill the sample box to the top with the mixture. Fill in the information requested on the side of the sample box, including sample number, complete the other side of this sheet, and send sample, sheet, and payment directly to the Soil Testing Laboratory.

For additional sampling instructions go to www.soiltest.vt.edu.

How To Take Composite Samples of Each Bed or Section



Reviewed by Steve Heckendorn, laboratory manager, Crop and Soil Environmental Sciences

www.ext.vt.edu

Produced by Communications and Marketing, College of Agriculture and Life Sciences, Virginia Polytechnic Institute and State University, 2013

Virginia Cooperative Extension programs and employment are open to all, regardless of race, color, national origin, sex, religion, age, disability, political beliefs, sexual orientation, genetic information, marital, family, or veteran status, or any other basis protected by law. An equal opportunity/affirmative action employer. Issued in furtherance of Cooperative Extension work, Virginia Polytechnic Institute and State University, Virginia State University, and the U.S. Department of Agriculture cooperating. Edwin J. Jones, Director, Virginia Cooperative Extension, Virginia Tech, Blacksburg; Jewel E. Hairston, Administrator, 1890 Extension Program, Virginia State, Petersburg.