


Integrating the Library into Online and Distance Learning Environments



Ginny Pannabecker
Life Science & Scholarly Communication Librarian
Virginia Tech, University Librarians
GinnyP@vt.edu



This presentation is
licensed [CC-BY 4.0](https://creativecommons.org/licenses/by/4.0/)

Library Roles in Distance Ed

The background of the slide is a photograph of a library interior. It shows rows of wooden bookshelves filled with books, study tables with chairs, and a central area with a large table and chairs. The lighting is warm, and the overall atmosphere is quiet and studious.

Outreach & Placement

What's available for learners & researchers?

Content & Copyright

What is available for teachers & trainers?

Teaching & Learning

How can content & teaching research skills be integrated within courses/programs?

Outreach & Placement

What is available for
distance learners &
researchers?

In-House: Getting Started

Ask a Librarian

Chat, Email, Phone



Skype,
Google Hangouts

Adobe Connect, Webex, Blackboard Collaborate:
online synchronous sessions with recordings.

In-House: Distance Learner-Oriented Areas

VirginiaTech University Libraries
Invent the Future

Library web • Summon
Enter keyword search GO
A to Z index Library staff

QUICKLINKS Ask a Librarian How do I... Information for... Search... Forms 540-231-6170

Celebrate 50 years of the Science Citation Index
Thompson Reuters is celebrating the 50th anniversary of the Science Citation Index, the print predecessor to the Web of Science database. Introduced in 1964, the Science Citation Index radically changed the literature review process.

Undergrad students
Access resources
Help using the library
Intro to academic research
Library spaces

Graduate students
Access resources
Teaching support
Research support
Publishing services

Faculty
Access resources
Research support

Distance learners
Access resources
Help using the library
Intro to academic research
Services for distance learners

Visitors/alumni

THOMSON REUTERS
Library Index

VirginiaTech University Libraries
Invent the Future

Library web • Summon
Enter keyword search GO
A to Z index Library staff

QUICKLINKS

University Libraries

Ask a Librarian

How do I...

Information for...

Undergrad students

Graduate students

Faculty

Distance learners

International students

Visitors/alumni

Search...

Forms

540-231-6170

Information for...

Distance learners

Access Help Research Services

- » Email the Distance Education support group
- » How to access library resources while off campus
- » Interlibrary loan (ILLiad) services for extended campus users
- » Contact your college librarian
- » View your checked out materials
 - Virginia Tech owned in My Library Account
 - Other libraries' in ILLiad

Need help?

Email the Distance Education support group or use the chat service below.

Newman Library fall hours

Sun: open 9:00am*
Mon-Thu: open 24 hours*
Fri: close 8:00pm
Sat: 9:00am - 8:00pm

Off Campus Sign In

Library Index

Library privileges

Facebook Twitter Pinterest YouTube

In-House: Distance Learner-Oriented Areas

The screenshot displays the ASU Libraries website interface. At the top, the ASU Libraries logo is on the left, and navigation links for ASU Home, My ASU, and Colleges & Schools are on the right. A secondary navigation bar includes 'Libraries & Collections' and a search field. The main content area is titled 'Resources for ASU Online Students' and includes a breadcrumb trail: Library > Library Guides > How To Guides > Resources for ASU Online Students. Below the title, there are tags for e-books, e-journals, online programs, tutorials, and video. A brief description states: 'A guide to using ASU Libraries for online students.' It also provides the last update date (Mar 6, 2014), the URL (http://libguides.asu.edu/online), and links for Print Guide, RSS Updates, and Email Alerts. A horizontal menu contains buttons for Home, Find Articles, e-Books, Media, Tutorials, Citing Sources, and Services. A search bar is located below this menu. On the right side, there is a sidebar with an 'askalibrarian' chat widget (24/7 chat, phone, email, in person) and a dropdown menu for 'I am a/an...' with options: Undergraduate Student, Graduate Student, Online/Distance Learning Student, Faculty/Staff Member, Visitor, and Alumnus. The main content area features a 'Welcome!' section with a paragraph and a bulleted list of services: locating research resources, citing sources, services for online users, and helping resources. Below this is a 'Need Help?' section with another 'askalibrarian' widget. At the bottom left is a 'Your Subject Librarian' section. The right portion of the page is dominated by a large video player titled 'Top 5 Library Resources for Online Students', which is currently paused at 0:00.

ASU Libraries ASU Home My ASU Colleges & Schools

ASU Libraries Libraries & Collections F

Library > Library Guides > How To Guides > Resources for ASU Online Students

Resources for ASU Online Students

Tags: e-books, e-journals, online programs, tutorials, video

A guide to using ASU Libraries for online students.

Last Updated: Mar 6, 2014 | URL: <http://libguides.asu.edu/online> | [Print Guide](#) | [RSS Updates](#) | [Email Alerts](#)

[Home](#) [Find Articles](#) [e-Books](#) [Media](#) [Tutorials](#) [Citing Sources](#) [Services](#)

[Home](#) [Print Page](#) Search:

Welcome!

This Library Guide is intended to support the research needs of online students and faculty who need information about:

- locating research resources that provide access to text, visual & auditory information
- citing sources including RefWorks
- services available to online users
- helping resources

Need Help?

askalibrarian
24/7 chat | phone | email | in person

Your Subject Librarian

Top 5 Library Resources for Online Students

I am a/an...

- Undergraduate Student
- Graduate Student
- Online/Distance Learning Student
- Faculty/Staff Member
- Visitor
- Alumnus

0:00 YouTube

Institution / Programmatic Roles: Getting Started



Library integrated
in online learning
environments

Librarians to Institutional Technology
Offices & Planners

How can we include a path to
Library Resources &
Services?

Librarians to Online program staff, faculty,
planners, and admins

How can we support you
and your students?

Librarians to Teaching Support &
Instructional Designers

We want to partner with you!

Institutional Pathways to Library Resources & Services

The screenshot displays the MyVT website interface. At the top, a dark red header contains the MyVT logo on the left and the user name "Hello, Ginny Pann" on the right. Below the logo is a horizontal navigation menu with the following items: Home, Courses, Personal Info, Community, Services (highlighted), Research, and My Stuff.

On the left side, there are two utility boxes. The first, titled "Bookmarks", contains links for "My Bookmarks" and "Virginia Tech", along with an "Edit bookmarks" link. The second, titled "Change Content", contains links for "Add content", "Change page layout", and "Add new tab".

The main content area is titled "Services" and is divided into three sections:

- Computing**: Includes sub-sections for "Software and Hardware" (with links for Student Software and Departmental Software) and "Security and Viruses" (with links for antivirus.vt.edu, Accounts and Access, and security.vt.edu). A footer note directs users to computing.vt.edu for more information.
- Diversity and Multicultural Programs**: Lists links for Diversity at Virginia Tech, Cranwell International Center, Multicultural Programs, and Services for Students with Disabilities.
- University Libraries**: Features a "University Libraries" link, a "Find" section with links for Books, Articles/Databases, and Reserve Materials, and a "Services" section with links for Circulation and Reserve Services, Interlibrary Loan, Questions and Forms, and LiveRef (Reference Chat Service). It also includes "Subject Help" and "Research Help" links.

Institutional Pathways to Library Resources & Services

The screenshot displays the ASU My ASU portal. At the top, the ASU logo and name are visible. Below the logo is a navigation bar with links for Home, Resources, Service, Teaching, and Profile. The main content area is divided into several sections:

- Left Sidebar:** A vertical list of application shortcuts including My Gmail, My Outlook, My Calendar, My Drive, My Files, My Apps, My Sites, ASU on Facebook, Library (highlighted), My Find publications, library resources..., Dashboards, HR | CS (PeopleSoft), Blackboard, and DARS.
- Library Section:** A central area titled "Library" containing a search interface. The search bar has tabs for "One Search", "Databases", "Journals", "Catalog", "Google Scholar", and "Guides". Below the search bar is a "Search Library" button. To the right of the search bar is the ASU Libraries logo.
- Library Resources:** A grid of links for various library services, including "Find Materials (How To)", "All Research Databases", "ASU Libraries Catalog", "Course Reserves", "Research & Course Guides (Library Guides)", "ASU Digital Repository", "Ask a Librarian/Help", "ASU Libraries Locations", "Interlibrary Loan/Borrow It Now Info", "Library Services for Staff", "My Library Accounts", and "Suggestion Box".
- Right Sidebar:** A vertical list of additional services, including "Library Website", "Book Group", and "R Services".
- Bottom Section:** A grid of links for administrative and academic services, including "Eval & Educational Effectiveness", "Course Evaluations", "Academic Personnel", "Digitization ePortfolio", "Graduate Admissions File Review", "Academic Catalog", "Class Search", and "CRM (Salesforce)".

Institutional Pathways

Library Resources & Services in

Course Management Systems

The screenshot displays the ASU Blackboard user interface. At the top, the ASU logo is on the left, and navigation links for 'ASU Home', 'My ASU', and 'Colleg' are on the right. Below this is a yellow navigation bar with tabs for 'Blackboard Home', 'Courses', 'Organizations', and 'Help'. A grey bar below contains an 'Add Module' button. The main content area is divided into several sections:

- Tools:** A vertical menu on the left containing links for 'ASU Blackboard Help', 'My Grades', 'ASU Libraries', 'ASU Media Manager', 'Personal Information', and 'Course Materials'.
- My Announcements:** A section on the right with a message: 'No Institution Announcements have been posted in the last 7 days. No Course or Organization Announcements have been posted in the last 7 days.' and a link for 'more announcements...→'.
- ASU Libraries: Search:** A section containing a search interface with tabs for 'One Search', 'Databases', 'Journals', 'Catalog', 'Google Scholar', and 'Guides'. It features a search box, a 'Search Library' button, and a list of library services including 'Find Materials (How To)', 'All Research Databases', 'ASU Libraries Catalog', 'Course Reserves for Students', 'Research & Course Guides (Library Guides)', 'ASU Digital Repository', 'Ask a Librarian/Help', 'ASU Libraries Locations', 'Interlibrary Loan/Borrow It Now Info', 'Library Services for Students', 'My Library Accounts', and 'Suggestion Box'. A 'Library Website' link is at the bottom right.

Institutional Pathways Course Management Systems

The screenshot displays the Virginia Tech University Libraries website interface. At the top, the Virginia Tech logo and the 'Scholar' logo are visible, with the text 'a service of Technology-enhanced Learning & Online Strategies (TLOS)'. Below this is a navigation bar with dropdown menus for 'My Workspace', 'BCHM1014_Intro to Biochem', 'Collection Management', 'FYE inquiry modules', 'GRAD 5124: Ag & Life Sci', and 'More Sites', along with a 'Logout' button.

The main content area is titled 'My Workspace: Library Help'. On the left, there is a sidebar menu with options like Home, Calendar, Announcements, Resources, Portfolios, Membership, Preferences, Account, Site Setup, Wiki, Library Help, Profile, Request 4Help, and Help. The 'Library Help' section is expanded, showing a list of links: University Libraries, Ask a Librarian, How do I...?, Information for..., Summon, My Library Account, and Library help. The 'Library help' section is further expanded to show: Alerting services, Citation management, Extended campus users and distance learning, Frequently Asked Questions, Handouts: database and research guides, Introduction to academic research, Reference sheets, Research portal, and Scholar best practices.

The main content area features a search bar with the text 'Enter keyword search' and a 'GO' button. Below the search bar, there are several quicklinks and a 'Library help' banner. The quicklinks include: Academic research guide (Steps and sources to complete research assignments), Subject guides and librarian contacts (Databases and reference tools, recommended by college librarians), Organize your research (Tools to format your bibliography), Find and use articles, Find and use books and ebooks, and Library spaces and collaboration tools.

On the right side, there is a 'Ask a Librarian Chat live now' button and a 'Search Summon for articles' section with a search input field and several checkboxes for search filters: Limit to items with full text online, Include newspaper articles, Include trade publication articles, Include magazine articles, Show only scholarly publications, and Include results I'll need to interlibrary loan. There is also a 'Search Summon' button and a link to 'More search options'.

At the bottom right, there is a 'My Library Account' section with the text: 'Check My Library Account to view all materials checked out to you, due dates, renewal options, awaiting'.

Tutorials

The screenshot shows the Virginia Tech University Libraries website. The top navigation bar includes the Virginia Tech logo, the text "University Libraries", a search box, and links for "Library web", "Summer", "A to Z index", and "Library staff". Below the navigation bar is a secondary menu with "My Workspace", "Scholar for Those Sup...", "Ensemble CMS", "Articles in progress", "Library class 1", "More Sites", and "Enter Student V...". The main content area is titled "Library help / Scholar best practices".

QUICKLINKS

- University Libraries
- Off Campus Sign in
- Ask a Librarian
- How do I...?
- Information for...
- Summer
- My Library Account
- Library help**
- Alerting services
- Citation management
- Extended campus users and distance learning
- Frequently Asked Questions
- Handouts: database and research guides
- Introduction to academic research
- Reference sheets
- Research portal
- Scholar best practices
 - Library help tool in Scholar
 - Persistent links for library resources
 - Suggested links
- Screencasts
- Subject guides
- Summer help

Suggested links

Copy and paste these links into Scholar-hosted documents like your syllabus, assignments, lessons, or resources.

Listed here are library web pages that may be relevant to your courses. Remember, if you are also including links to library-supplied resources like articles, databases, ebooks, or journals, you should use the proxied form to ensure access by off campus students.

Library tutorials

<http://www.lib.vt.edu/subject-guides/start/index.html>
Getting started with academic research provides information on the steps involved in research, from choosing a topic through citing sources, discusses types of information sources, like primary versus secondary sources, and lists general purpose databases, useful for most research topics.

<http://www.lib.vt.edu/instruct/glossary.html>
The glossary of library terms defines library jargon students encounter during research.

<http://www.lib.vt.edu/instruct/plagiarism/index.html>
Our plagiarism guide describes what plagiarism is and how to avoid it.

<http://www.lib.vt.edu/instruct/scheduler.html>
The research paper scheduler allows students to enter when their assignment is due and what their topic area is, then it lists the steps involved in research, with suggested resources and tutorials for each step.

<http://www.lib.vt.edu/help/portal/search-strategy-builder.html>
The search strategy builder teaches students about Boolean logic by asking them to build a list of research concepts and synonyms/related words from their topic thesis.

<http://www.lib.vt.edu/help/screencasts/index.html>
We offer both locally-produced videos and vendor-supplies videos on databases and other library resources. You could link to an individual video or a listing of videos on a database.

<http://www.lib.vt.edu/find/citation/index.html>
Our list of citation and style guides include all the major formats and demonstrate citing both traditional and online sources. You could choose to link to a specific format found on this page.

Research tools

College Librarian program and contacts
College Librarians provide expert assistance with research, purchasing materials and access, classroom assignment design, information skills sessions, and distance education needs. Find their contact information on this page.

Tutorials

Strategies for broadening a topic

[Previous](#) | [Next](#)

Sometimes you will find that there is not enough information on a topic to prepare a high quality project of the assigned size. If this happens there are a number of ways that topics can be broadened. Basically, you are reversing what you do when you narrow a topic.

To broaden your topic, ask yourself the following questions:

▼ Can you broaden your topic to include related subjects?

Topics can be broadened by including related aspects identified during your initial research.

For example, an examination of the butter and cheese-making industry on colonial farms could be broadened to include all kinds of colonial rural and urban cottage industries.

▶ Can you broaden your topic by identifying broader terms?

▶ Can you expand your topic geographically?

▶ Can you expand your topic chronologically?

▶ Can you examine a larger problem or multiple concepts or issues?

Screencasts

The University Libraries is providing screencast videos on a variety of databases and other library resources.

ABI/Inform



Screencasts on the ABI/Inform search interface.

Addison



Screencasts on searching Addison, the library catalog.

Annual Reviews






Screencasts from Annual Reviews

Tutorials

Tutorials

Library Research Skills

General Research Skills

- [Finding Research Topics \(3:21\)](#) 
- [Evaluating Resources \(4:55\)](#) - [Quiz](#) 
- [Keyword Searching \(2:09\)](#) 

Finding Articles:

- [Accessing Research Databases @ ASU Libraries \(2:02\)](#) - [Quiz](#)
- [How to Use Connectors When Searching Databases \(5:21\)](#) 
 - [How to Use Truncation When Searching Databases \(3:16\)](#) 
 - [How to Use Nesting When Searching Databases \(3:14\)](#) 
- [Article Types \(Popular, News, Trade & Scholarly\) \(4:33\)](#) - [Quiz](#)
- [Finding Different Article Types \(1:08\)](#)
- [Empirical/Primary Research Articles](#) 
- [Peer-Reviewed/Refereed Articles](#)
- [GetIt@ASU: Finding An Article Online \(1:39\)](#)
- [GetIt@ASU: Finding An Article Held Physically @ ASU \(1:24\)](#)
- [GetIt@ASU: Ordering An Article ASU Does Not Own \(2:13\)](#)
- [GetIt@ASU: For Locating Full Text Articles \(2:30\)](#) - [Quiz](#)

General Orientations

For an orientation to each campus, see the [Orientation Library Guide](#)


Why Use the Library When You Could Use Google?

Explains why the library and its resources are still important in the age of Google.

Citing Sources

- [Learning Citations](#)
 - [APA Citation Style](#)
 - [MLA Citation Style](#)
- [Cite sources with Refworks](#)

Using Databases

- [Academic Search Premier - Introduction: Interactive Tutorial and Quiz](#)
- [Academic Search Premier - Bonus Features: Interactive Tutorial](#)
- [ASU Libraries Catalog - Introduction](#)
- [ERIC - Introduction: Interactive Tutorial and Quiz](#)
- [Psycinfo - Introduction: Interactive Tutorial and Quiz](#)
- [Using Google Scholar @ the ASU Libraries \(4:13\)](#) 

Tutorials

the library channel

news events announcements

The Library Minute: Online Resources

Nov 21, 2013 · Library Minute, Podcasts Students, resources



Click the bar for interactive transcript.

Any time you need the library, you can visit us online for your one stop research hub. Anali gives One Search, MyASU interface, the ASU Libraries custom toolbar, and access to our subject librarians every class and research project in person, through their helpful library guides, and our 24 hour

The online ASU Libraries are always open.

The Library Minute is hosted by Anali Perry
Download the Library Minute (MP4)

See all the Library Minutes on YouTube!

HST 498 - Introduction

1) 955-4579 or email edding@asu.edu, make an appointment, please feel free to academic semesters. I maintain office Tuesdays: 3:30 - 4:30pm & Wednesdays:

or 32,000 electronic journals, 281,000 is online. Library support through email,

Your Librarian



Ed Oetting

Contact Info:
My office address is Hayden 517
Phone: (480) 955-4579 ext 1022
edding@asu.edu - also member



ed-1 from ASU Online and Extended Campus on Vimeo.

Tutorials: webinar recommendation

[Blended Librarians Online Learning Community](#)

hosted this useful overview of tutorial creation tools and best practices by Nicole Martin and Ross Martin - [Prezi version available.](#)



Content & Copyright

What is available for
teachers & trainers?

Content Sources: Library Resources

My Workspace ▾ Scholar for Those Sup ... ▾ Ensemble CMS ▾ Articles in progress ▾ Library class 1 ▾ More Sites ▾ Enter Student Vie

Library help / Scholar best practices

Home Library class 1: Forums

Persistent links for library resources

[Linking from Summon search results](#) | [Digital object identifier \(DOI\)](#) | [Linking to databases](#) | [Linking to Addison](#) | [Direct linking](#) | [Exceptions](#)

Persistent Links are URLs that connect users directly to an article, ebook, ejournal, or library database by clicking a link embedded in a webpage. Persistent links can be useful when creating syllabi, online reading lists or bibliographies, and other research tools. Persistent links can assist instructors in complying with [copyright](#) rules when downloading an article from a library database and making it available through a Scholar collection. Persistent links also help with the database vendor's contracts with the University. Linking to these links provides more consistent usage statistics for our databases.

When adding these links to your web pages, you will want to be sure you use the [Campus Sign In \(proxy\)](#) prefix to each URL. You can either manually add `http://login.ezproxy.lib.vt.edu:8080/login?url=` to each URL, or you can use the converter below when on campus, and copy the resulting URLs into your web pages, students.

You can also use the converter below to create proxied links.

Off Campus Sign In link converter

Paste (or type) the article's Persistent Link

Converted Link

ASU Libraries

ASU Home My ASU Colleges & Schools Map & Locations Directory

Library » Library Guides » How To Guides » Streaming Video Admin Sign In

Streaming Video

Tags: documentaries, film, media, video

Provides descriptions and links to licensed, internet, and pay-per-view streaming video resources

Last Updated: Sep 24, 2014 | URL: <http://libguides.asu.edu/StreamingVideo> | [Print Guide](#) | [RSS Updates](#) | [Email Alerts](#)

[Home](#) [Academic Video Online](#) [Films On Demand](#) [Other Collections](#) [Internet sites](#) [Pay-Per-View](#) [Feature Films](#) [Linking](#)

Home [Print Page](#) Search: This Guide ▾ Search

Authenticated Access

Please note: All streaming videos in ASU Libraries' media collection are purchased or licensed content, limited to authorized ASU students, faculty, and staff. Distributors use a variety of hosting systems and platforms. Some distributors do not provide hosting. For those few titles ASU Libraries hosts internally using ShareStream.

Rarely, **some** users experience difficulty accessing videos on the ShareStream servers. This is a problem with authentication through UTO. ASU Libraries can correct the access issue once it occurs, if we are notified.

If you are unable to access a video hosted on ShareStream please submit a [HelpStar](#) ticket or email the ShareStream administrator, [deg farrelly](#). Please indicate that you are unable to access a video, and include your ASUwrite ID (not your password, not your ID number).

Profile



deg farrelly

Contact Info
Hayden Library
C 1 W
Phone: 480.965.1403
[Send Email](#)

Links:
[Profile & Guides](#)

Subjects:
[Communication Studies, Media, Film & Media Studies](#)

About this Guide

This LibGuide provides basic information on streaming video resources available at Arizona State University.

ASU Libraries provides access to thousands of streaming videos through two major collections:


- Academic Video Online: Premium
- Films On Demand (also known as FMG)

Many additional streaming videos are available in other licensed collections, open access sites, and alternative access points.

This guide organizes these additional resources into the following broad categories:

- Other Collections licensed by ASU Libraries
- Internet Sites
- Pay-Per-View Sources
- Feature Films
- Linking Videos

Copyright



Best Practices:

- Institutional and Library Copyright guidelines for teaching and education
- Copyright for Instructors information
- Copyright guidelines and restrictions statements in online course sites

Copyright

Great, interactive tool to weigh educational use:



**Exceptions for
Instructors**
in U.S. Copyright Law [note]

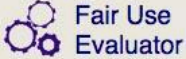
The U.S. Copyright Code provides for the educational use of copyrighted material without the permission of the copyright holder under certain conditions. To find out if your intended use meets the requirements set out in the law, use this free, online tool. [disclaimer]

This tool can also help you collect information detailing your educational use and provide you with a summary in PDF format. [example]

ENTER

Copyright

Interactive tool to weigh fair use:

12% complete

[◀ Back](#) [Next ▶](#)

How It Works

1. Getting Started:

- Provide contextual information about your intended use
- Describe how your intended use relates to each of the four fair use factors
- Indicate how “fair” you feel your use is for each of the factors (based on the description & criteria you have provided) [\[getting help with criteria\]](#)

2. The Fair Use Evaluator:

- Saves your entries and issue a color coded "fairness" result, showing the average for the evaluations you provided. [\[why it isn't as simple as it sounds\]](#)

3. Provide Additional Information: [\[Optional\]](#)

- Add any other mitigating circumstances or information that you feel is important (or, if you determine your use is not fair, exit the tool)

4. Get a Hard or Electronic Copy:

- The Fair Use Evaluator will collate and publish a time-stamped PDF of your "Fair Use Evaluation" (using the information you've provided).

5. How to Use your Analysis :

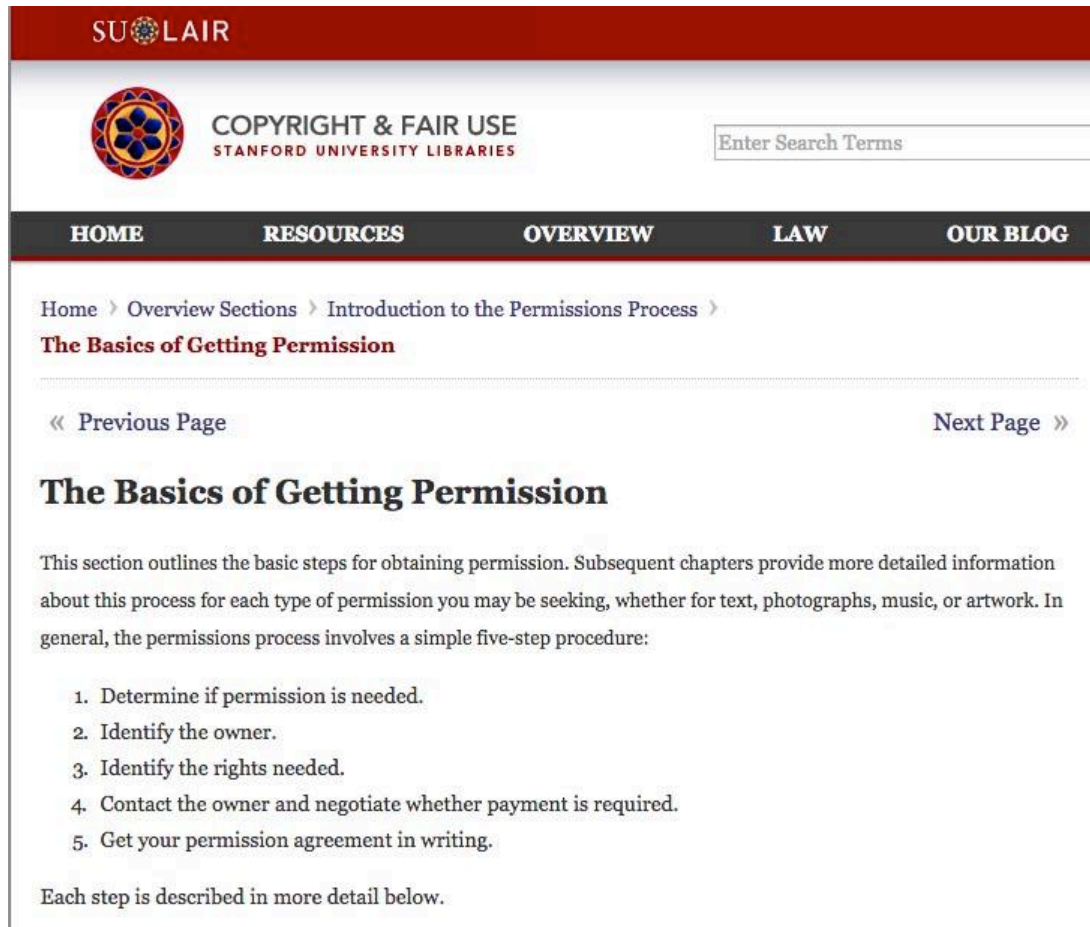
- Share your analysis with colleagues, a librarian, or a copyright specialist for comment or to validate your results.
- Keep a copy for your files. [\[why is this important?\]](#)

[Click here to see our *statement of privacy*](#)
[Click here to learn how to *modify this tool for use at your own institution*](#)

Copyright


The Basics of Getting Permission

- Stanford University Libraries



The screenshot shows the top navigation bar of the Stanford University Libraries website. The header is dark red with the SU LAIR logo. Below the header is a white section with the Stanford University Libraries logo, the text 'COPYRIGHT & FAIR USE STANFORD UNIVERSITY LIBRARIES', and a search box labeled 'Enter Search Terms'. A dark grey navigation bar contains the links: HOME, RESOURCES, OVERVIEW, LAW, and OUR BLOG. The breadcrumb trail reads: Home > Overview Sections > Introduction to the Permissions Process > **The Basics of Getting Permission**. Below the breadcrumb trail are links for « Previous Page and Next Page ». The main heading is **The Basics of Getting Permission**. The text below the heading states: 'This section outlines the basic steps for obtaining permission. Subsequent chapters provide more detailed information about this process for each type of permission you may be seeking, whether for text, photographs, music, or artwork. In general, the permissions process involves a simple five-step procedure:'. A numbered list follows: 1. Determine if permission is needed. 2. Identify the owner. 3. Identify the rights needed. 4. Contact the owner and negotiate whether payment is required. 5. Get your permission agreement in writing. The text concludes with: 'Each step is described in more detail below.'

SU LAIR

 COPYRIGHT & FAIR USE
STANFORD UNIVERSITY LIBRARIES

Enter Search Terms

HOME RESOURCES OVERVIEW LAW OUR BLOG

Home > Overview Sections > Introduction to the Permissions Process >
The Basics of Getting Permission

« Previous Page Next Page »

The Basics of Getting Permission

This section outlines the basic steps for obtaining permission. Subsequent chapters provide more detailed information about this process for each type of permission you may be seeking, whether for text, photographs, music, or artwork. In general, the permissions process involves a simple five-step procedure:

1. Determine if permission is needed.
2. Identify the owner.
3. Identify the rights needed.
4. Contact the owner and negotiate whether payment is required.
5. Get your permission agreement in writing.

Each step is described in more detail below.

Open Access Resources



Open Access Library Guide

libguides.asu.edu/openaccess

Directory of Open Access Journals (DOAJ):

<http://www.doaj.org/>



A service of the National Library of Medicine and the National Institutes of Health



[Search](#) | [Browse](#) | [DOABlog](#) | [FAQ](#) | [Support](#)

Find books in DOAB... [Advanced search](#)

<http://www.doabooks.org/>

DOAJ AS OF TODAY	DOAJ in May 2011	DOAJ in October 2012	DOAJ AS OF TODAY
6688 journals	6,688 journals	8,300 journals	8300 journals
2957 journals searchable at article level			4114 journals searchable at article level
585066 articles			918080 articles



Open Educational Resources



Open Education
Library Guide

[libguides.asu.edu/
OpenEducation](http://libguides.asu.edu/OpenEducation)



Open
Textbook
Library



coursera



Take great courses
from the world's
best universities



OPENCOURSEWARE
CONSORTIUM



MITOPENCOURSEWARE
MASSACHUSETTS INSTITUTE OF TECHNOLOGY



Teaching & Learning

How can content & teaching research skills be integrated within courses/programs?

Ed Tech & Emerging Interactive Ed Techniques



About EyeWire, A Game to Map the Brain



EyeWire is a game to map the brain from Seung Lab at MIT. Anyone can play and you need no scientific background. Over 130,000 people from 145 countries already do. Together we are mapping the 3D structure of neurons; advancing our quest to understand ourselves.

A screenshot of the Poll Everywhere website homepage. The background is a blurred image of a crowd. At the top, there is a navigation bar with the Poll Everywhere logo, links for "Plans & Pricing", "Take a tour", "Help & FAQ", "Log in", and a blue "Sign up" button. The main heading is "Live Audience Participation" in large white text. Below it, a sub-heading reads "Poll Everywhere lets you engage your audience or class anywhere in real time". At the bottom, there are two buttons: a red "Create your first poll" button with the text "Takes 30 seconds. No sign up required." below it, and a white "Watch our 1 min video" button.

Integration with Courses

Instructor Support:
Assignment Design

Course Guides

Discussion Boards

Course-Specific
Interactive
Library
Assignments or
Tutorials

Introduction

Use these videos for your assignment in NTR 340 on finding a research study article that best fits your type of nutrition research (PICO) question, then identify the research outcomes stated in the article.

The videos below look at the following example questions as a starting point, show a keyword search on the question concepts, and demonstrate 2 methods to filter results of a keyword search by study type in PubMed.

General Searching Tips for most research databases, including PubMed, CINAHL, Cochrane, and Google Scholar are demonstrated in the Search Keyword examples below:

- Use * to search for a specific phrase like "electronic health records"
- Use " to get all forms of a word: child* = child, children, childhood
- Use () with OR between synonyms to group synonyms for expanded searching: (AZ OR Arizona)
- Use AND between synonym groups to add groups together in keyword searching: (AZ OR Arizona) AND (child* OR adolescent* OR teen*)

Study Design Refresher Video (by Connie Scharot of Duke University)

Systematic Review: Focuses on a clinical topic, conducts a thorough review of the literature, validates quality of the studies, and summarizes the data

Meta-analysis: Focuses on a clinical topic, conducts a review of the literature, identifies studies with methodologies that are sufficiently similar so that the data from each can be pooled for mathematical analysis of all results, as though it were one large study.

PICO Question and Study Design Videos

Diagnosis and Screening Question Video

- Question
 - Among overweight and obese adults, what factors indicate who should be screened for metabolic syndrome?
- Search Keywords
 - adults AND (overweight OR obese) AND factors AND metabolic syndrome AND screen* AND cross-sectional
- Target Study Types

Natural Hist: Natural History and Prognosis Question - Cohort Studies

- Quest
- Search
- Target



ASU Libraries ASU Home My ASU Colleges & Ctr

Library > Library Guides > Course Guides > HSC 210 - Cultural Aspects of Health

HSC 210 - Cultural Aspects of Health

Library resources for HSC210: Cultural influences for health, healthcare practices, barriers to health care, interactions with health disparities in the U.S. Cultural competence among health practitioners.

Last Updated: Jul 23, 2014 | URL: <http://libguides.asu.edu/HSC210> | [Print Guide](#) | [RSS Updates](#) | [Email Alerts](#)

Welcome HSC 210 Students! | [Topic Overviews & Websites](#) | [Journal Articles: Research Databases](#) | [Cultural Practices](#)

[Citing Sources](#) | [Get Set Up!](#) | [Step 1](#) | [Step 2](#) | [Step 3](#) | [Step 4](#) | [Step 5](#) | [Step 6](#)

Welcome HSC 210 Students! | [Print Page](#) Search:

Welcome!

My name is Virginia (Ginny) Pannabecker. I'm your Health Sciences Librarian at the ASU Downtown Phoenix Campus Library. You can see my photo and my contact info on the right side of this page.

Each section of this guide features library resources & more for your HSC 210 assignments!

- **Topic Overview and Websites** - places to find info on topics like Food Insecurity, or Cultural Practices in Health - to get you started on your projects
- **Journal Articles - Research Databases** - Searching Tips and Research Database suggestions for finding scholarly and professional journal articles on a topic
- **Cultural Practices Resources** - Additional options for researching specific cultural groups
- **Books** - find books at ASU Libraries, or throughout the world (and request them to come here); see how to download ebooks

Get set up to make the most of ASU Libraries' services for you!

- **Steps 1-6 on this guide** include set up options to make the most of ASU Libraries services, like a 1-minute overview of ASU Libraries services (Step 1), setting up your ILLiad Account for interlibrary loan (free access to articles and books that we don't have at ASU) (Step 2-3), the library tool bar, and more.

Have questions? Use the 'Ask a Librarian' link on the right, or contact me. My contact info is on the right, or here:

virginia.pannabecker@asu.edu

-Ginny

NTR 351: Nutrition and Health Communications

Last Updated: Sep 5, 2014 | URL: <http://libguides.asu.edu/NTR351> | [Print Guide](#) | [RSS Updates](#) | [Email Alerts](#)

[In-Class Library Session](#) | [Pre-Library Session Assignment](#) | [Find Articles: Research Databases & Searching Strategies](#)

[Studies in the News - More Examples](#) | [Feedback](#) | [Citing Sources](#)

Pre-Library Session Assignment | [Print Page](#) Search:

Welcome!

Hi! My name is Kevin Pardon, and I'm one of your Health Sciences Librarians at the ASU Downtown Phoenix Campus Library. You can find my photo and contact info on the right side of this page.

This assignment should take you 30 minutes or less. Completing this assignment and the short library quiz at the end will prepare you for excellence in your NTR 351 projects.

Follow the steps below, then complete the short quiz.

Step 1: Get to know your ASU Libraries

Step 2: ASU Libraries doesn't have it? We can get it for you!

Step 3: Set up your ILLIAD Account to use the Interlibrary Loan / Document Delivery service

Step 4: Become an ASU Libraries online resources Power User!

Step 5: Learn strategies to find scholarly research studies mentioned in health news

1. What to look for in a health news article
2. Use the news article information to search for the scholarly research source and get the full text

Step 6: Quiz

[Comments and Suggestions](#)

Step 1: Get to know your ASU Libraries

ASU Libraries is here to support you in your research and studying success!

Watch this 1 minute 'Library Minute' video for an overview of ASU Libraries resources, services, and locations:

<http://youtu.be/ZpzDwCp7yo4>

Look for:

1. How many library locations are available?
2. How can you get to the online library at ASU?
3. Can you request materials to come to any location?
4. What are 'Library Guides'?
5. What service can connect you to research assistance anytime, 24/7?

Library Minute: Intro to ASU Libraries 101

Library Course / Modules

VirginiaTech
Invent the Future

Scholar
a service of Technology-enhanced Learning & Online Strategies (TLOS)

My Workspace ▾ BCHM1014_Intro to Biochem ▾ Collection Management ▾ FYE inquiry ▾

Home Site Information Display

Syllabus Options

Lessons

Assignments

Tests & Quizzes

Messages

Gradebook

Email Archive

Resources

Site Info

Library Help

Request 4Help

Help

Welcome to the Life Sciences Graduate 5124 course! Most of you Agriculture & Life Sciences and College of Natural Resources & Environment are interested in any aspect of the life sciences who wish to further develop their skills. We are so welcome to enroll in this section as well.

To begin this course, read through the **syllabus**, which is linked on the left. You can also click "**Lessons**" in order to begin working through the material.

VirginiaTech
Invent the Future

Scholar
a service of Technology-enhanced Learning & Online Strategies (TLOS)

My Workspace ▾ BCHM1014_Intro to Biochem ▾ Collection Management ▾ FYE inquiry modules ▾ GR

Home Lessons>Week 1 (8/25-31/2014): Introduction and Ethics

Syllabus Week 1 (8/25-31/2014): Introduction and Ethics **Back** **Next**

Lessons Reorder Add Text Add Multimedia Add Resource Add Subpage Add Assignment Add C

Assignments

Tests & Quizzes

Messages

Gradebook

Email Archive

Resources

Site Info

Library Help

Request 4Help

Help

Introduction and a Discussion about Ethics

Welcome to Week 1 of GRAD 5124 for Life Sciences! This week, we'll be covering three major topics:

- Introducing you to your co-instructors and library liaisons
- Reviewing what you hope to get out of this course and setting semester goals
- Discussing ethics and plagiarism in a variety of contexts

There are three reflective assignments associated with Week 1. Let us know if you have any questions.

Introductions

This course is being taught by two librarians:

Kiri DeBose (kdebose@vt.edu)

I have been the College Librarian for Natural Resources & Environment since August 2005, when I moved to the College of Agriculture & Life Sciences. I have a wide variety of research projects that I work on.

GINNY

Ginny Pannabecker (ginnyp@vt.edu)

Hi! My name is Ginny Pannabecker and I'm the liaison librarian for Biological Sciences, Biochem, and Environmental Sciences. I'm looking forward to getting to know everyone! I'm from the Southwest U.S.: born in Colorado, grew up in New Mexico, and currently live in the San Francisco Bay Area.

Library Course / Modules



Learning Badges



BADGES

Badges

Filter: All

Search:

Go



Explorer Badge

Be in the know about the great library resources and services available to all ASU students! When you earn the Explorer Badge you will be able to set up your library accounts, navigate your way to basic resources and find research help when you need it!

[Show Details](#)

Credly Login

Username

Password

Remember Me

Log In

Assessments & Feedback

Quizzes

Surveys

Comments

Course-specific assignments



Online forms with embeddable options

Quiz tools in tutorial software or course sites

Course site dropbox for lengthier assignments

Image Sources

- All screenshots taken by Ginny Pannabecker using the Mac Grab utility application.
- Additional photo and image sources*
 - <http://pixabay.com/en/boston-public-library-boston-85885/>
 - <http://pixabay.com/en/monitor-isolated-display-white-313011/>
 - <http://pixabay.com/en/book-books-circle-curly-education-2869/>
 - <http://pixabay.com/en/library-formal-pattern-librarian-431445/>
 - <http://pixabay.com/en/copyright-sign-symbol-icon-98570/>
 - <http://pixabay.com/en/ipad-tablet-apple-android-os-153155/>
 - <http://pixabay.com/en/checklist-check-marketing-project-154274/>
 - <http://pixabay.com/en/question-mark-question-characters-452707/>

*All photos and images are public domain. They are linked here as examples of openly licensed online materials.



Ginny Pannabecker
Life Science & Scholarly Communication Librarian
Virginia Tech, University Librarians
GinnyP@vt.edu

References

Distance-Learner Oriented Library page examples

Virginia Tech University Libraries - <http://www.lib.vt.edu/index.html>

- Info for Distance Learners: <http://www.lib.vt.edu/info/distance.html>
- Tutorials & other resources for course integration: <http://www.lib.vt.edu/help/scholar/suggested-links.html>
- Creating Persistent Links for course integration: <http://www.lib.vt.edu/help/scholar/persistentlinks.html>

ASU Libraries - <https://lib.asu.edu/>

- Resources for Online Students library guide: <http://libguides.asu.edu/online>
- Tutorials page: <https://lib.asu.edu/tutorials>
- Library Minute video series: <https://lib.asu.edu/librarychannel/library-minute>
- Streaming Video library guide: <http://libguides.asu.edu/StreamingVideo>
- Open Access resources library guide: <http://libguides.asu.edu/openaccess>

Open Educational Resources - General and for Health Sciences

- Open Educational resources for health sciences (previous MLA 2014 presentation w/5 min video and reference list): <http://hdl.handle.net/2286/R.I.24440>

Course Supporting and Integrated Assignments and Library Course Guide examples

- NTR 340 library course guide - nutrition EBP videos and overview: <http://libguides.asu.edu/content.php?pid=512302&sid=4215451>
- HSC 210 library course guide - all online course resources for research: <http://libguides.asu.edu/HSC210>
- NTR 351 library course guide - self-paced step by step online assignment for research skills and library overview: <http://libguides.asu.edu/content.php?pid=371168&sid=4572666>

Tutorial webinar recommendation

Would you watch it? Creating effective and engaging video tutorials

- Prezi: <http://prezi.com/inilxzumbha-/would-you-watch-it-creating-effective-and-engaging-video-tutorials/>
- Recording soon to be posted at: <http://blendedlibrarian.learningtimes.net/>

References

Copyright

- Interactive tool - Exceptions for Instructors in U.S. Copyright Law: <http://www.librarycopyright.net/resources/exemptions/>
- Fair Use Evaluator: <http://www.librarycopyright.net/resources/fairuse/howitworks.php>
- Basics of Getting Permission: <http://fairuse.stanford.edu/overview/getting-permission>

Networking, Training, and Discussion Resources

EMTS (Educational Media and Technology Section) of MLA: <http://emts.mlanet.org/>

Blended librarians: <http://blendedlibrarian.learningtimes.net/>

EDUCAUSE: <http://www.educause.edu/>

- 7 Things You Should Know (or ask) (when trying a new technology): <http://www.educause.edu/research-and-publications/7-things-you-should-know-about>
- Blended and Online Learning Constituent Group: <http://www.educause.edu/discuss/teaching-and-learning/blended-and-online-learning-constituent-group>

ACRL Distance Learning Section: <http://distancelearningsection.wordpress.com/>

Online and Distance Learning Standards

Quality Matters Rubric

- Online course design guidelines: <https://www.qualitymatters.org/rubric>

ACRL Standards for Distance Learning Services

- Current: <http://www.ala.org/acrl/standards/guidelinesdistancelearning>
- Draft: <http://distancelearningsection.wordpress.com/new-standards-for-distance-learning-library-services/>

This Presentation is licensed with a CC-BY 4.0 open license:

<http://creativecommons.org/licenses/by/4.0/>



Tools

- Screenshots
 - Grab, Snippy, Snagit
- Image editor
 - Photoshop, Paint, Awesomescreenshot
- Tutorial creation
 - Screenr: <https://www.screenr.com/>
 - Guide on the Side: <http://code.library.arizona.edu/>
 - LessonPaths: <http://www.lessonpaths.com/>
- Surveys
 - Google Forms, SurveyMonkey, LibGuides tools
- Platform
 - Library Guide, Course Management system, Wiki

Images for use in online settings

General image search options that will lead to creative commons licensed / public domain images for use in online courses, presentations, websites, and other online environments.

Pixabay

<http://pixabay.com/en/>

-- Per Pixabay's FAQ, "On Pixabay you may find and share images free of copyrights. All pictures are published under Creative Commons public domain deed CC0<<http://creativecommons.org/publicdomain/zero/1.0/>>." <http://pixabay.com/en/service/faq/>
--Images from this site often come up in a Creative Commons Search (next option) since they are licensed for free re-use by anyone. Sometimes you can't use the largest file size unless you sign up, but that's not usually a problem for me.

--Pixabay images do not even require attribution as they are made available under the most free version of Creative Commons licensing.

Creative Commons Search

<http://search.creativecommons.org/>

--Search any topic you like and click on the provider you prefer - the results are filtered to include all or mostly items that have a creative commons license for re-use (usually just with attribution - such as a link to the image file in small print at the bottom right of the image, or in a credit note)

- a. I prefer using this search with Flickr or Wikimedia Commons first because they include explicit rights on each image file and they use creative commons licensing so that you know the images are okay to reuse
- b. Google Images is often good as well (and better via this Creative Commons filter), but occasionally takes a little time to find an image that is definitely licensed for re-use

Medical Images

Free and online, but check for usage restrictions/statements on each site - (most images offered by government agencies are public domain unless special circumstances apply and are stated)

More Medical Image Sources in Shared Google Doc:

<http://tinyurl.com/MedImagesOnline-MLAEMTS-Sep14>

<http://www.photoshare.org/> - **Photoshare**, "Thousands of International Health and Development Images, Free for nonprofit and educational use."
- supported by Johns Hopkins University

<https://imagebank.nih.gov/> - **NIH Image Bank**, "The NIH Image Bank contains images from the collections of the 27 Institutes and Centers that comprise the National Institutes of Health<<http://www.nih.gov/>>. Contents include general biomedical and science-related images, clinicians, computers, patient care-related images, microscopyimages, and various exterior images."
Copyright Statement (Public Domain for most/all): "No fee is charged for using the images. However, credit MUST be given to the National Institutes of Health/Department of Health and Human Services unless otherwise instructed to give credit to the photographer or other source. NIH images are in the public domain and CANNOT be copyrighted. Images may be used, linked, or reproduced without further permission from NIH."

<http://library.med.utah.edu/heal/> - **HEAL - Health Education Assets Library** - "The Health Education Assets Library (HEAL) is a collection of over 22,000 freely available digital materials for health sciences education. The collection is now housed at the University of Utah J. Willard Marriott Digital Library."
Copyright: Unrestricted use for educational purposes

<http://phil.cdc.gov/Phil/home.asp> - **Public Health Image Library** - images from the CDC
Copyright: Public Domain

<http://lifeinthefastlane.com/> - **FOAMed (Free Open Access Medication) resources** - ***TIP*** Use the site search to search for something you want an image of, like: heart - Then, a page of results will come up with a tab for 'Image.'
Creative Commons Attribution ShareAlike licensed:
"LITFL is free and open to all — we invite you to use our content in anyway to help others learn, all we ask is that you spread the word about the FOAM<<http://lifeinthefastlane.com/foam/>> (Free Open Access Medication) revolution...and get #FOAMed<<https://twitter.com/#!/search/%23foamed>>!"