

**HELP!****URBAN GARDENING PROJECTS**

426-911

Reprinted
June 1983

the urban gardening projects (and what to do with them)



Have you ever had a really fresh tomato right off the vine? If you have, you know why people garden, even though they can buy the same food at the store. If you haven't - well, you have a delicious experience ahead of you!

If you have an outdoor, in-the-ground garden space, or if you can participate in a community or neighborhood garden, that's great! But if not, you can make your own space and grow vegetables (even fruits!) in containers on a patio, a balcony, or in any sunny spot near your home. There are even some vegetables that will grow on a bright windowsill or under lights.


The Urban Gardening projects will help you do just that! You will learn the basics of growing plants, and then you will start planting. Look the projects over. You may do as few or as many as you like, but we suggest you do only a few at a time. Some of the projects can be done at the same time, and you can use one project to count partially for another (like growing strawberries in the Small Fruits project as part of the Container Garden). The following order is suggested but not required:

- | | |
|-----------------------------|-----------------------------|
| (1) Kitchen Garden | (6) Small Fruits |
| (2) Vegetable Seeds | (7) Herb Garden |
| (3) Garden Ecology | (8) Vegetable Garden |
| (4) Windowsill Salad Garden | (9) Garden Pests & Problems |
| (5) Container Garden | (10) Nutrition |

Your leader has information on Extra Projects you may want to try along with, or instead of, the main projects. Just ask her/him about them.

There are HELP sheets like this one with instructions for planting, fertilizing, watering, and other garden practices. Refer to the HELP sheets when you are not sure what to do. It may help to read them over before you begin projects.

Always read the entire project carefully before you start to be sure you understand what you need and what you'll be doing.

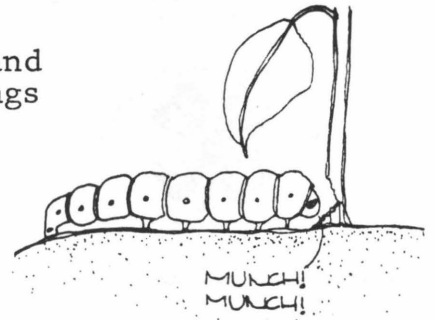


LD
5655
A762
No. 426-911
VPI
Spec

problems?

Growing plants is not always easy. Vegetables and fruits have many enemies and you will have many things to remember.

It's very important to keep an eye on your plants. Check them every day if you can. If you notice a bug or if your plant seems to be having trouble, see the Garden Pests and Problems project. This will give you the information you need to get help.




Ask questions! Find someone who knows about plants - a relative, a teacher, a gardener, your leader, or your County Extension Agent. Most disease and pest problems can be corrected if they are caught in time.

* * * * *

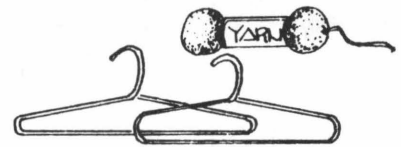
recycling

(things to collect)

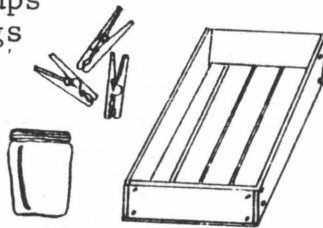


nursery flats
plastic pails
barrels
tin cans
paper cups
milk jugs

wooden boxes (flat or deep)
egg cartons
cheese boxes
flower pots
sticks
straws



jars with lids
milk cartons
juice containers
baskets
old pots and pans
aluminum pie plates and trays
styrofoam cups and burger boxes
scrap paper



clothes hangers
rubber bands
gravel
old magazines
popsicle sticks
heavy cardboard
plastic and plastic bags
yarn, ribbon, cloth



Many of the things used in these projects are free or very inexpensive. When you decide to do some or all of the projects, start collecting what you need. Ask your family and friends to save them for you. Go to grocery stores, delicatessens, your school cafeteria, or fast food places and ask if they have anything on the list they can give you. Hardware stores, garden stores, department stores, flea markets, yard sales, and junk shops are other places to try.

Use your imagination. You might see something useful that is not on the list. Just ask. Not everyone will give you something, but if you are polite and tell them what you are doing, you may have some luck.

Be sure to wash out all food and drink containers as soon as you can. If you collect extras, share with other members of your group. Then, if someone has something you couldn't find, he or she may share with you.

Virginia Cooperative Extension Service programs, activities, and employment opportunities are available to all people regardless of race, color, religion, sex, age, national origin, handicap, or political affiliation. An equal opportunity/affirmative action employer.

Issued in furtherance of Cooperative Extension work, Acts of May 8 and June 30, 1914, and September 30, 1977, in cooperation with the U.S. Department of Agriculture. Mitchell R. Geasler, Director, Virginia Cooperative Extension Service, and Dean, Extension Division, Virginia Polytechnic Institute and State University, Blacksburg, Virginia 24061; M. C. Harding, Sr., Administrator, 1890 Extension Program, Virginia State University, Petersburg, Virginia 23803.