







4-H Horse Judging Project Record Book

Level 1



Name _____ Age _____ Club Year _____

Address _____

County or City _____

Name of 4-H Club _____

Name of Leader _____ Years in 4-H _____

Date Project Began _____ Date Project Completed _____

This record book was compiled by Lauren Hartburg 4-H. Volunteer leader and former 4-Her.

Project Book Directions

This project book is intended for use by enrolled members of the 4-H program. 4-H members interested in completing this book do not need to own or ride horses. Members who have horses may also participate in this project. 4-H members should be active members of a 4-H club and complete this project under the supervision of an adult volunteer leader. 4-H members of all ages may complete this project book. This project is intended to be completed in one year. However, there is no time limit on completion. 4-H members may repeat this book as many times as desired. Members are encouraged to complete one Horse Judging Project Record Book for each year that they are actively participating in horse judging. 4-H members must complete Horse Judging Project Record Book Level 1 before they begin work in this book.

Date Horse Judging Project Record Book Level 1 was completed _____

In this record book, members will be expected to:

- Set goals and work to achieve them.
- Keep accurate records of the time they spend practicing and competing in horse judging.
- Name blemishes and unsoundness.
- Develop short hand for common conformation faults.
- Research three horse breeds – one stock type, one hunter type, and one saddle type.
- Draft, memorize, and give an oral presentation of three halter reasons cans, (ideal top horse) one stock type, one hunter type, and one saddle type to your 4-H leader or Extension agent.
- Attend at least three horse shows – one stock type, one hunter type, and one saddle type.
- Write, memorize and give an oral presentation of two full sets of performance reasons, one for a flat class and one for a pattern class, to your 4-H leader or Extension agent.
- Scribe for a judge at a horse show.
- Visit at least one farm – create a picture class of four horses from that farm.
- Instruct other 4-H members about horse judging and/or reasons.
- Attend at least one horse judging clinic.
- Participate in at least three horse judging contests (one must be at the state level or higher).
- Write a summary of the progress that they have made during the course of this project.

Project Goals

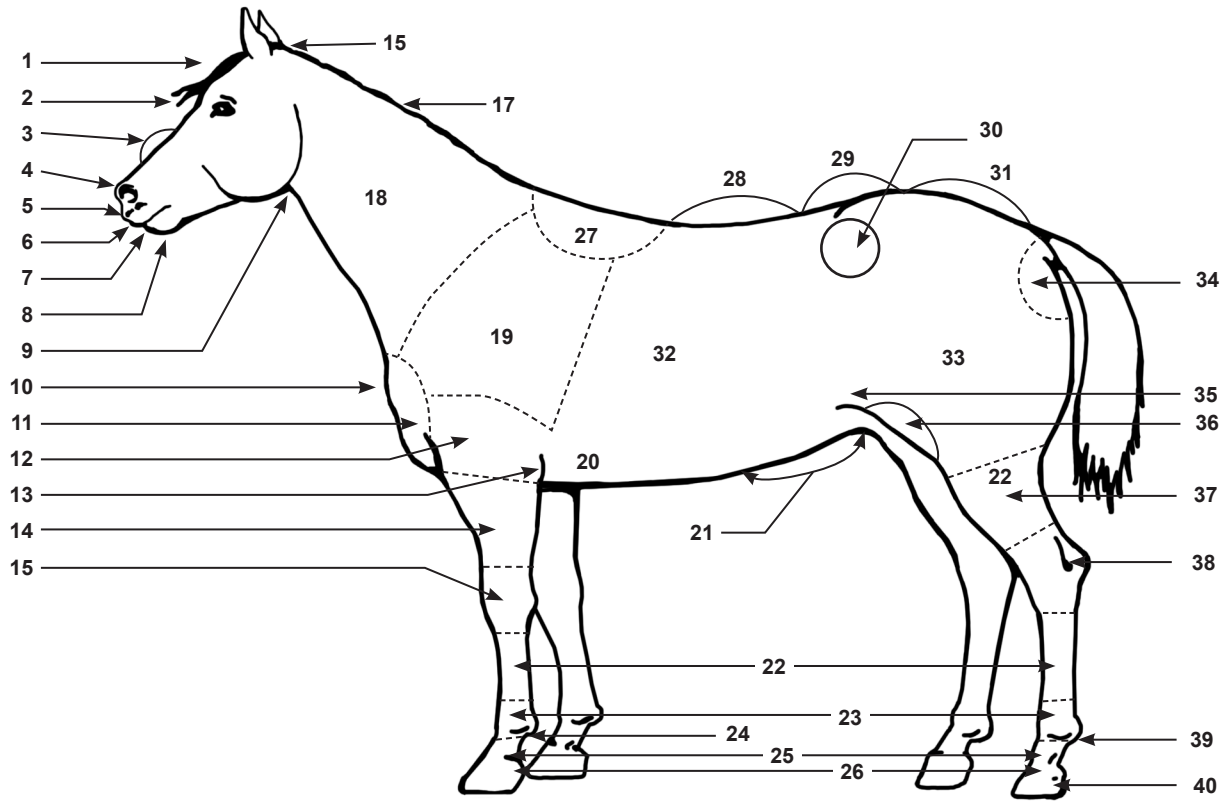
Set at least three goals outlining what you would like to learn, try, and achieve through horse judging.

Leader's Signature _____ Date _____

Horse Judging Time Sheet

Month	Hours	Type of Judging (practices, clinics, horse shows, contests, etc.)
October		
November		
December		
January		
February		
March		
April		
May		
June		
July		
August		
September		
Total		

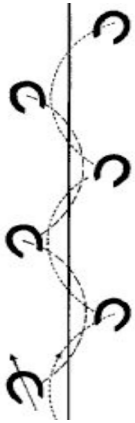
1. Name the external parts of the horse



- | | | | |
|-----------|-----------|-----------|-----------|
| 1. _____ | 11. _____ | 21. _____ | 31. _____ |
| 2. _____ | 12. _____ | 22. _____ | 32. _____ |
| 3. _____ | 13. _____ | 23. _____ | 33. _____ |
| 4. _____ | 14. _____ | 24. _____ | 34. _____ |
| 5. _____ | 15. _____ | 25. _____ | 35. _____ |
| 6. _____ | 16. _____ | 26. _____ | 36. _____ |
| 7. _____ | 17. _____ | 27. _____ | 37. _____ |
| 8. _____ | 18. _____ | 28. _____ | 38. _____ |
| 9. _____ | 19. _____ | 29. _____ | 39. _____ |
| 10. _____ | 20. _____ | 30. _____ | 40. _____ |

2. Name the following movement & conformation faults

A) Name the following defects in movement and the conformation fault that causes each of them



Movement Name _____

Conformation Fault _____



Movement Name _____

Conformation Fault _____

B) Many conformation faults are named after the animal that usually portrays it.

Name the following animal named conformation faults.



3. List 3 breeds that belong to each of the following types of horses

Stock

Hunter

Saddle

_____	_____	_____
_____	_____	_____
_____	_____	_____

Draft

Pony

_____	_____
_____	_____
_____	_____

4. Read a magazine article pertaining to horse judging (any breed)

Attach a copy of the article here.

Why did you choose this article? _____

What did you learn from it? _____

5. Watch a horse judging video

What was the name of the video? _____

Why did you choose this video? _____

What did you learn from it? _____

If the video required you to place classes, how did you place them? _____

What was the official placing? _____

6. Attend a horse show

Watch at least five classes and place the top six before the results are announced.

Show Name _____ Date _____

Location _____ Breed or Discipline _____

Class Judged	Your Placing	Official Placing
_____	____-____-____-____-____-____	____-____-____-____-____-____
_____	____-____-____-____-____-____	____-____-____-____-____-____
_____	____-____-____-____-____-____	____-____-____-____-____-____
_____	____-____-____-____-____-____	____-____-____-____-____-____

Which class did you place closest to the judge? _____

Which class did you place furthest from the judge? _____

Which class was your favorite? _____

Why? _____

What did you learn? _____

7. Visit a farm that specializes in one breed or discipline

A) Talk to an owner, trainer or manager about their horses. Ask them to pull out at least four horses and compare them to the breed standard and each other.

Farm Name _____ Date _____

Location _____ Breed or Discipline _____

Who showed you the horses? _____

What was their job at that farm? _____

How did you place the horses that you saw? _____

How did the owner/manager/trainer place them? _____

List at least three things that you learned. _____

8. Attend a horse judging clinic

Name of Clinic _____ Date _____

Location _____ Clinician _____

Breed or discipline (if applicable) _____

List at least three things that you learned. _____

9. Attend at least one horse judging contest

List the contests that you participated in here. Copy, complete and attach a contest record sheet (see next page) for each contest that you participated in.

Contest Name	Date	Location	Contest Level (county, district, state, etc.)

Contest Record Sheet

Contest Name _____ Date _____

Location _____

Coach's Name(s) _____ Team Name _____

Team Members' Names _____

List at least one goal for this contest _____

Class Judged	Your Placing	Official Placing	Cuts	Your Score
1. _____	- - -	- - -	- -	_____
2. _____	- - -	- - -	- -	_____
3. _____	- - -	- - -	- -	_____
4. _____	- - -	- - -	- -	_____
5. _____	- - -	- - -	- -	_____
6. _____	- - -	- - -	- -	_____
7. _____	- - -	- - -	- -	_____
8. _____	- - -	- - -	- -	_____
9. _____	- - -	- - -	- -	_____
10. _____	- - -	- - -	- -	_____
11. _____	- - -	- - -	- -	_____
12. _____	- - -	- - -	- -	_____

Reasons Classes

1. _____
2. _____
3. _____
4. _____

Results	Individual	Team
Halter		
Performance		
Reasons		
Overall		

Did you meet your goal? _____

What did you learn from this contest? _____

Which class was your favorite? _____

What should you work on before the next contest? _____

10. Picture class

Select side view pictures of four real horses of the same breed at halter. Number the pictures 1, 2, 3 and 4. Attach the pictures here.

Class Description

Breed _____ Gender (circle one) Stallions Mares Geldings Mixed

Age: (circle one) Weanlings Yearlings Junior (2 & 3 year olds) Aged (4 & over) Mixed

What is your **official placing** for this class? ___ - ___ - ___ - ___

