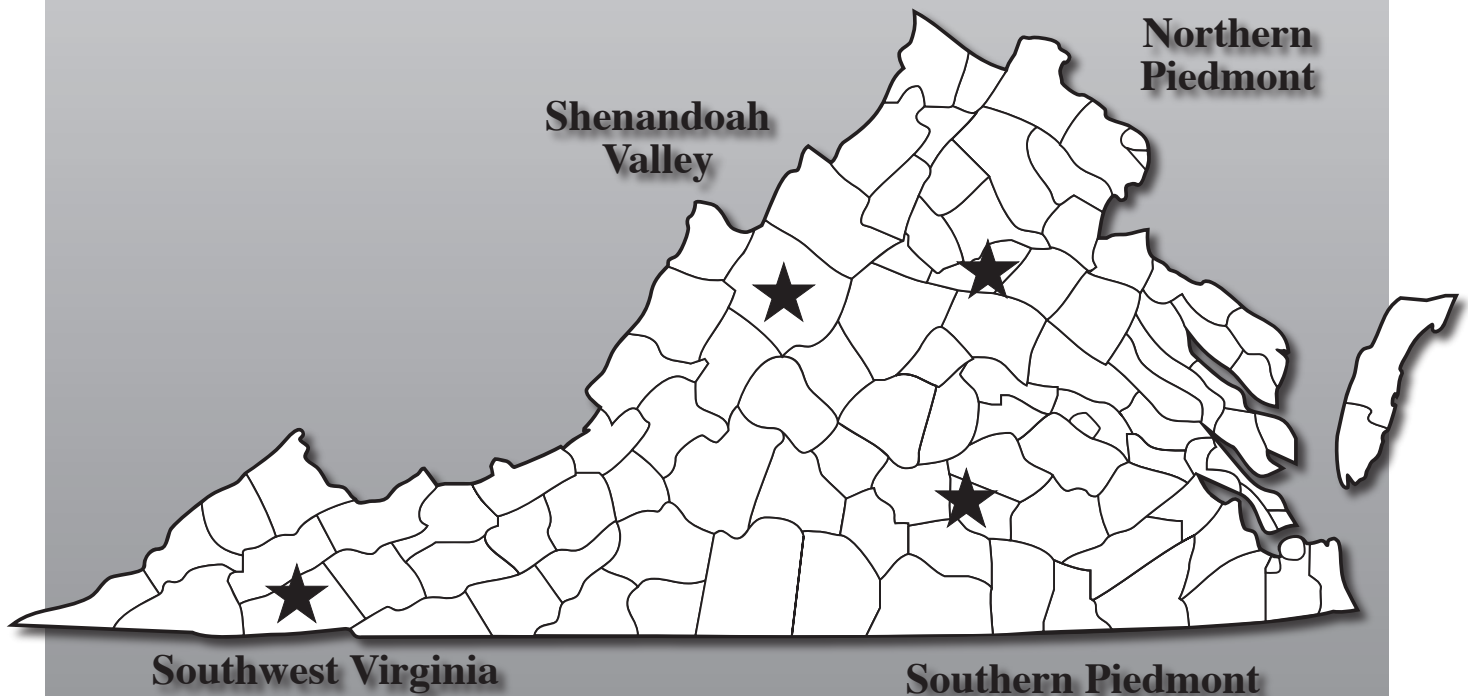


# Virginia Corn Silage Testing Program 2005



VIRGINIA POLYTECHNIC INSTITUTE  
AND STATE UNIVERSITY

2005

## Virginia Cooperative Extension

*Knowledge for the Commonwealth*

[www.ext.vt.edu](http://www.ext.vt.edu)



VIRGINIA STATE UNIVERSITY

**PUBLICATION 424-037**

Virginia Cooperative Extension programs and employment are open to all, regardless of race, color, national origin, sex, religion, age, disability, political beliefs, sexual orientation, or marital or family status. An equal opportunity/affirmative action employer. Issued in furtherance of Cooperative Extension work, Virginia Polytechnic Institute and State University, Virginia State University, and the U.S. Department of Agriculture cooperating. Mark A. McCann, Interim Director, Virginia Cooperative Extension, Virginia Tech, Blacksburg; Clinton V. Turner, Interim Administrator, 1890 Extension Program, Virginia State, Petersburg.

VT/1205/qp/424037



# THE 2005 VIRGINIA CORN SILAGE HYBRID TRIALS

TABLE OF CONTENTS	PAGE
Companies participating in the 2005 Corn Silage Hybrid Trials.....	3
2005 Corn Silage Hybrid Trials Narrative.....	3
2005 Corn Silage Hybrid Plot Information.....	6
Table 1. List of Hybrids in 2005 VA Tech Corn Silage Hybrid Test.....	7
Table 2. Multi-year, Multi-site Relative Ton per Acre (Yield).....	8-9
Table 3. Multi-year, Multi-site Relative Milk per Ton (Quality).....	10-11
Table 4. Multi-year, Multi-site Relative Milk per Acre (Yield x Quality).....	12-13
Table 5. 2005 Corn Silage Test Results at the Shenandoah Valley Site.....	14-15
Table 6. Two Year Average Corn Silage Test Results (2004 & 2005) at the Shenandoah Valley Site.....	16
Table 7. Three Year Average Corn Silage Test Results (2003 to 2005) at the Shenandoah Valley Site.....	17
Table 8. 2005 Corn Silage Test Results at the Southwest/Mountain Site.....	18-19
Table 9. Two Year Average Corn Silage Test Results (2004 & 2005) at the Southwest/Mountain Site.....	20
Table 10. Three Year Average Corn Silage Test Results (2003 to 2005) at the Southwest/Mountain Site.....	21
Table 11. 2005 Corn Silage Test Results at the Southern Piedmont Site.....	22-23
Table 12. Two Year Average Corn Silage Test Results (2004 & 2005) at the Southern Piedmont Site.....	24
Table 13. Three Year Average Corn Silage Test Results (2003 to 2005) at the Southern Piedmont Site.....	25
Table 14. 2005 Corn Silage Test Results at the Northern Piedmont Site.....	26-27
Table 15. Two Year Average Corn Silage Test Results (2004 & 2005) at the Northern Piedmont Site.....	28
Figure 1. Average Relative Yield versus Quality for All Test Sites in 2005.....	29
Figure 2. High Yielding and High Quality Hybrids in at Least 3 Site/Year Combinations in 2005.....	30

# THE 2005 VIRGINIA CORN SILAGE HYBRID TRIALS

Coordinated by B. Jones, H. Behl, E.G. Rucker, and W. Thomason

Department of Crop and Soil Environmental Sciences

Virginia Tech, Blacksburg, VA

Other contributors: the Kevin Phillips family; Johnny Robinson; Dave Starner; Steve Gulick; Alvin Hood; Chris Teutsch; Ned Jones; Phil Blevins.

## COMPANIES PARTICIPATING IN THE 2005 CORN SILAGE TRIALS

<b>Company</b>	<b>Brand</b>	<b>Address</b>
AUGUSTA SEED CORP.	AUGUSTA	473 TISDALE FARM LANE STAUNTON, VA 24401
BALDRIDGE HYBRIDS	BALDRIDGE HYBRIDS	PO BOX 99 CHERRY FORK OH 45618
DOEBLERS INC.	DOEBLERS	202 TIADAGHTON AVE JERSEY SHORE PA 17740
HUBNER SEED CO.	HUBNER	10280 W STATE RD 28 WEST LEBANON IN 47991
MID-ATLANTIC SEEDS	MID-ATLANTIC	204 ST CHARLES WAY YORK PA 17403
MONSANTO	DEKALB & ASGROW	800 N LINDBERGH BLVD ST LOUIS MO 63167
MYCOGEN SEEDS	MYCOGEN SEEDS	9330 ZIONSVILLE RD INDIANAPOLIS IN 46268
NK BRAND	NK BRAND	144 MAIN ST LANDISVILLE, PA 17543
PIONEER, A DUPONT CO.	PIONEER	6767 OLD MADISON PIKE SUITE 110 HUNTSVILLE AL 35806
ROYSTER-CLARK, INC	VIGORO SEEDS	717 ROBINSON ROAD SE WASHINGTON C.H. OH 43160
SEED CONSULTANTS, INC.	SEED CONSULTANTS	PO BOX 370 WASHINGTON COURTHOUSE OH 43160
SOUTHERN STATES COOP., INC.	SOUTHERN STATES	6606 WEST BROAD ST RICHMOND VA 23260
T.A. SEEDS	T.A. SEEDS	PO BOX 300 AVIS PA 17721
UNITED AGRI PRODUCTS	DYNA GRO	544 PRIDGEN POND RD KINSTON AL 36453

## NARRATIVE

This report contains the results for performance trials from commercial corn hybrids produced for silage at four locations in Virginia in 2005 as well as two and three year average performance, when available. In order to avoid problems with comparisons over sites and years, multi-year yields are presented as a percentage of the total at that particular site-year combination called relative yield. All locations were planted with a Wintersteiger PlotKing 2600 planter and harvested with commercial silage equipment. Yields are presented on a dry matter and 35% dry matter basis for comparison. All hybrids entered in the Virginia trials were submitted for testing by commercial companies or by Virginia Tech. The locations at which particular hybrids were entered were specified by the company. Companies entering hybrids were charged a fee for each hybrid per location to support the Corn Silage Performance Trials.

## **Yield Differences**

Experimental plots vary in yield and other measurements due to location in the field and other factors which cannot be controlled. Statistics given in the tables are intended to help the reader make valid comparisons between hybrids. The magnitude of differences due to uncontrollable variation has been computed for the data and listed at the bottom of columns as the LSD (.10) (least significant difference with 90% confidence). Differences less than the LSD are assumed not to be real differences with 90% confidence.

## Hybrid Choices

*Multi-year results are more reliable than single-year results.*

When making hybrid selections it is important to realize that hybrids differ in their performance under different environments. Some hybrids are more adapted to a wide range of environments. Hybrid performance may differ with year and location variations of rainfall, temperature, pests and other environmental variables. In these experiments, many hybrids have essentially the same yield, and great care should be taken in interpreting the results of a single year's tests, especially at only one location. For these reasons it is important, whenever possible, to also look at a hybrid's average yield across locations when making selections. Multi-year averages give greater confidence to hybrid performance decisions. Relative yield tables compare the yield of a hybrid to the average yield of all hybrids in the test. These tables are an excellent summary of yield potential compared to other hybrids.

*Understanding Relative Yield*

Companies entering silage hybrids decide which hybrids are planted at which locations. In 2005, some hybrids were planted at all four locations and others at only one or two sites.

Combining and comparing absolute yield and other results from multiple sites is inappropriate when not all hybrids are planted at all locations. For example, one hybrid might have an unfair advantage in such a comparison because it was tested only at sites with ideal growing conditions. Another hybrid tested at sites with less-than-ideal growing conditions would have yields that tended to be lower. In this example, it would be difficult to determine whether yield differences were because of differences in genetic yield potential or simply because of differences in the environmental conditions under which they were tested. The solution is to compare hybrids based on relative yields rather than absolute yields.

To calculate relative yield, the yield for each hybrid at each site is divided by the average yield for all hybrids tested at that same site and multiplied by 100. Once each hybrid at each site has been assigned a relative yield, comparisons can be made between hybrids tested at the same site or different sites. For hybrids tested at multiple sites, we can also calculate a multi-site relative yield average.

Relative yields of 100 indicate hybrids that were average performers. Relative yields greater than 100 indicate yields above-average. Relative yields less than 100 indicate yields below-average. The magnitude of the relative yield numbers indicate how far above or below average a hybrid performed. For example, a hybrid with a relative yield of 110 yielded 10% above the average yield for all hybrids at that site.

*Selecting hybrids for both yield and quality.*

Milk2000 is used to condense multiple corn silage quality and digestibility factors into one easy-to-compare "milk per ton" number. This system also generates a "milk per acre" rating for each hybrid, calculated by multiplying yield (tons per acre) by quality (lbs of milk per ton). The same problem described above for multi-site yield comparisons exists for yield by quality comparisons: not all hybrids were tested at all sites. Therefore, relative quality and relative yield x quality ratings were calculated.

Milk2000 is a system developed by University of Wisconsin researchers to simplify quality comparisons between corn silage samples. Included in the analysis are variety identification, kernel processing, dry matter, crude protein, NDF, in-vitro NDF digestibility, starch percent and yield per acre.

Milk2000 was designed solely as an index to be used when making quality comparisons between silage samples or hybrids. Milk2000's milk per ton or milk per acre numbers should not be used to predict actual milk production on your farm. Milk per ton is more accurate at predicting cow performance since it includes quality factors that affect milk production. Milk per acre allows consideration of yield as well as quality factors.

*Use other information.*

Consider as much other information as possible from other independent sources before selecting hybrids. Look for agronomic as well as silage quality data. For example, consider the results of VA Tech's annual test of corn hybrid tolerance to gray leaf spot disease.

**2005 VIRGINIA CORN SILAGE PLOT INFORMATION**  
(Rates are on a per acre basis.)

**Southern Piedmont at Southern Piedmont Agricultural Research & Extension Center at Blackstone**

**Planted:** April 20, 2005

**Harvested:** August 24-25, 2005

**Pesticide:** 4.5 lb Force 3G® at planting; 1.5 pt Dual II Magnum® + 7 oz Callisto® April 21, 2005.

**Fertilizer:** 100-100-100 preplant incorporated; 17 gal 20-10-0-2S-.83B-.33Zn at planting; 65 lb N June 7, 2005.

**Irrigation:** 1" June 17

1" July 6

**Plot Size:** 2 rows 25' x 30" 4 replications

**Soil Type:** Dothan-Norfolk complex

**Cooperator:** Ned Jones

**Southwest/Mountain at Washington County (Thanks to Johnny Robinson)**

**Planted:** May 11, 2005

**Replanted:** June 6, 2005

**Harvested:** September 24, 2005

**Pesticide:** 2 qt Touchdown® + 1 pt 2,4-D + 3 qt Lumax® + 1 qt atrazine; 4.5 lb Force 3G® at planting.

**Insecticide:** 2.5 oz Warrior®

**Fertilizer:** 160-35-240 + 2 tons lime preplant; 17 gal 20-10-0-2S-.83B-.33Zn at planting

**Plot Size:** 2 rows 35' x 30" 4 replications

**Soil Type:** Monongahela fine sandy loam

**Cooperators:** Phil Blevins and Johnny Robinson

**Shenandoah Valley at Augusta County (Thanks to Kevin Phillips and North Point Farm)**

**Planted:** April 28, 2005

**Harvested:** September 2, 2005

**Pesticide:** 1.3 qt Unison® 2,4-D + 1 qt Aatrex® + 3 qt Lumax® + 1 qt Princep® + 0.5 qt spreader + 4.5 lb Force 3G® at planting

**Fertilizer:** 17 gal 20-10-0-2S-.83B-.33Zn at planting; 75 units N sidedressed.  
5 pt Lumax® preplant incorporated + 4.5 lb Force 3G® at planting

**Plot Size:** 2 rows 35' x 30" 4 replications

**Soil Type:** Frederick-Christian silt loam

**Cooperators:** Brian Jones and Kevin Phillips

**Northern Piedmont at Northern Piedmont Agricultural Research & Extension Center at Blackstone**

**Planted:** May 6, 2005

**Harvested:** August 15, 2005

**Pesticide:** 2.5 qt Lumax® preplant incorporated April 26, 2005.

**Fertilizer:** 100-138-0 preplant incorporated April 26, 2005; 100 lb N sidedressed June 16, 2005.

**Plot Size:** 2 rows 25' x 30" 4 replications

**Soil Type:** Davidson silty clay loam

**Cooperators:** D. E. Starner, S. A. Gulick, and W. A. Hood

Table 1. List of Hybrids in 2005 VA Tech Com Silage Hybrid Test

Brand	Hybrid	DTM per Company †	IST* /GT**	Obs	Tables in Document Relevant to Hybrid
AUGUSTA	A04-95	119	PL	4	2,3,4,5,8,11,14
AUGUSTA	A3562	117	PL	5	2,3,4,5,8,11,12,13,14
AUGUSTA §	A05-23	120	C	4	2,3,4,5,8,11,14
BALDRIDGE	BH 609	112	L	1	2,3,4,5
BALDRIDGE	BH 710	120	L	2	2,3,4,5,6
BALDRIDGE	BH 718	120	L	1	2,3,4,5
DEKALB	DKC61-45(RR2/YGCB)	111	PL,CB+RR	4	2,3,4,5,8,11,14
DEKALB	DKC63-62(RR2)	113	PL,RR	4	2,3,4,5,8,11,14
DEKALB	DKC66-21(YGCB)	116	PL,CB	4	2,3,4,5,8,11,14
DEKALB	DKC69-71(RR2/YGCB)	119	PL,CB+RR	8	2,3,4,5,6,8,9,11,12,14,15
DOEBLERS	648RYG	111	PL,CB+RR	6	2,3,4,5,6,8,9,11,14
DOEBLERS	761BDT	116	PL,CB	4	2,3,4,5,8,11,14
DOEBLERS	784XYG	117	PL,CB	4	2,3,4,5,8,11,14
DOEBLERS	S707Q	115	PL	8	2,3,4,5,6,7,8,9,10,11,12,13,14,15
DOEBLERS	S807Q	120	PL	4	2,3,4,5,8,11,14
DYNAGRO	57F87	115	CB	2	2,3,4,8,11
DYNAGRO	58P59	116	PL,CB+RR	2	2,3,4,8,11
HUBNER	H3838RR	118	PL,RR	4	2,3,4,5,8,11,14
HUBNER	H4808Bt	116	PL,CB	4	2,3,4,5,8,11,14
MID-ATLANTIC SEEDS	MA7150Bi/CRW/RR	114	PL,CB+RW+RR	4	2,3,4,5,8,11,14
MID-ATLANTIC SEEDS	MA7150YG	114	PL,CB	4	2,3,4,5,8,11,14
MID-ATLANTIC SEEDS	MA7197YG/RR	119	PL,CB+RR	4	2,3,4,5,8,11,14
MID-ATLANTIC SEEDS	MA9152	114	PL	4	2,3,4,5,8,11,14
MID-ATLANTIC SEEDS	MA9185RR	118	PL,RR	8	2,3,4,5,6,7,8,9,10,11,12,13,14,15
MID-ATLANTIC SEEDS	MA9189	118	PL	8	2,3,4,5,6,8,9,11,12,14,15
MID-ATLANTIC SEEDS	MA9200	119	PL	8	2,3,4,5,6,7,8,9,10,11,12,13,14,15
MYCOGEN SEED	7512	112	C	2	2,3,4,5,6,7,
MYCOGEN SEED	2J787	115	C	1	2,3,4,5,
MYCOGEN SEED	2T780	114	C,HX+LL	1	2,3,4,5
MYCOGEN SEED	T25694	113	C,HX+LL	1	2,3,4,5
MYCOGEN SEED	T25713	110	C,HX+LL	1	2,3,4,5
NK BRAND SEEDS	N82-A7	116	C,CB+LL	7	2,3,4,5,6,7,8,9,10,11,12,15
NK BRAND SEEDS	N82-J6	116	C,CB+LL	7	2,3,4,5,6,7,8,9,10,11,12,15
NK BRAND SEEDS	N91-R9	122	C	7	2,3,4,5,6,7,8,9,10,11,12,15
PIONEER BRAND	31G68	114	PL,CB	4	2,3,4,5,8,11,14
PIONEER BRAND	31G98	119	PL	8	2,3,4,5,6,7,8,9,10,11,12,13,14,15
PIONEER BRAND	31R87	117	PL,RR	4	2,3,4,5,8,11,14
PIONEER BRAND	33D63	114	PL	4	2,3,4,5,8,11,14
PIONEER BRAND	33V15	115	PL	8	2,3,4,5,6,7,8,9,10,11,12,13,14,15
PIONEER BRAND	34B24	111	PL,CB	6	2,3,4,5,6,8,9,14,15
SEED CONSULTANTS	SC1195	119	C	6	2,3,4,5,6,8,9,11,14
SEED CONSULTANTS	SC11B45	114	C,CB	5	2,3,4,5,6,8,9,14
SEED CONSULTANTS	SC11B46	114	C,CB	3	2,3,4,5,8,14
SEED CONSULTANTS	SC11B55	115	C,CB	3	2,3,4,5,8,14
SEED CONSULTANTS	SC11B95	119	C,CB	5	2,3,4,5,6,8,9,14
SEED CONSULTANTS	SC1224	122	C	3	2,3,4,6,9,11
SOUTHERN STATES	605	110	PH	4	2,3,4,5,8,11,14
SOUTHERN STATES	670Bt	110	PH,CB	4	2,3,4,5,8,11,14
SOUTHERN STATES	746RR/YGCB	115	PH,CB+RR	4	2,3,4,5,8,11,14
SOUTHERN STATES	842RR2/YGCB	119	PH,CB+RR	4	2,3,4,5,8,11,14
T.A. SEEDS	TA780-13	119	PL,CB+RW+RR	2	2,3,4,5,14
T.A. SEEDS	TA8002	120	PL,RR	3	2,3,4,5,14,15
T.A. SEEDS	X11406	117	PL,CB	2	2,3,4,5,14
TRISLER BY AUGUSTA	T04-102CB	118	PL,CB	1	2,3,4,8
TRISLER BY AUGUSTA	T04-103CB	119	PL,CB	4	2,3,4,5,8,11,14
TRISLER BY AUGUSTA	T04-104RR	119	PL,RR	4	2,3,4,5,8,11,14
TRISLER BY AUGUSTA	T04-105RR	118	PL,RR	4	2,3,4,5,8,11,14
TRISLER BY AUGUSTA	T04-51RR	119	PL,RR	4	2,3,4,5,8,11,14
TRISLER BY AUGUSTA	T04-62RR	116	PL,RR	4	2,3,4,5,8,11,14
TRISLER BY AUGUSTA	T04-69CB	116	PL,CB	4	2,3,4,5,8,11,14
TRISLER BY AUGUSTA	T04-94CB	119	PL,CB	4	2,3,4,5,8,11,14
TRISLER BY AUGUSTA	T05-102	118	PL	3	2,3,4,5,11,14
TRISLER BY AUGUSTA	T05-23RR	120	PL,RR	4	2,3,4,5,8,11,14
TRISLER BY AUGUSTA	T05-25RR	118	PL,RR	4	2,3,4,5,8,11,14
TRISLER BY AUGUSTA	T5337RRCB	113	PL,CB+RR	8	2,3,4,5,6,8,9,11,12,14,15
TRISLER BY AUGUSTA	T5338RRCB	115	PL,CB+RR	4	2,3,4,5,8,11,14
TRISLER BY AUGUSTA	T5965RR	116	PL,RR	4	2,3,4,5,8,11,14
VATECH	BMR101	113	C	8	2,3,4,5,6,8,9,11,12,14,15
VIGORO	V58Y41	117	C,CB	8	2,3,4,5,6,7,8,9,11,12,13,14,15
VIGORO	V59YR52	119	C,CB+RR	4	2,3,4,5,8,11,14
VIGORO	V62R66	121	P,RR	2	2,3,4,5,11

† Days to Maturity (DTM) provided by company; differences in maturity rating methods may exist between companies.

§ Shading indicates hybrids with entries in three or more site/years.

\* Insecticidal Seed Treatment (IST) PL=Poncho 250®, PH=Poncho 1250®, C=Cruiser®, L=Lorsban®.

\*\* Genetic Trait (GT), where CB=Bt corn borer, HX=Bt Herculex™ corn borer, RW=Bt rootworm, RR=Roundup® Ready, LL=LibertyLink®.



Table 2. Multi-year, Multi-site Relative Ton per Acre (Yield)

Brand	Hybrid	DTM per Co. †	Southern Piedmont		Northern Piedmont		Southwest / Mountain		Shenandoah Valley		Multi-site Average	Number of Obs. ††
			2005	2004	2005	2004	2005	2004	2005	2004		
			Relative Ton per Acre									
			\$									
TRISLER BY AUGUSTA	T04-102CB	118	-	-	-	-	122 *	-	-	-	122	1
MYCOGEN SEED	2T780	114	-	-	-	-	-	-	122 *	-	122	1
MYCOGEN SEED	T25694	113	-	-	-	-	-	-	115	-	115	1
TRISLER BY AUGUSTA	T04-103CB	119	112 *	-	100	-	111 *	-	119	-	111	4
TRISLER BY AUGUSTA	T04-51RR	119	122 *	-	101	-	108 *	-	111	-	110	4
MID-ATLANTIC SEED	MA9152	114	113 *	-	110 *	-	109 *	-	107	-	110	4
SEED CONSULTANTS	SC1195	119	98	-	108 *	-	112 *	124 *	104	112 *	110	6
TRISLER BY AUGUSTA	T05-23RR	120	114 *	-	102	-	116 *	-	105	-	109	4
SOUTHERN STATES	746RR/YGCB	115	115 *	-	100	-	108	-	114	-	109	4
PIONEER BRAND	31G68	114	108	-	105	-	108	-	115	-	109	4
MYCOGEN SEED	T25713	110	-	-	-	-	-	-	108	-	108	1
DYNA GRO	57F87	115	104	-	-	-	112 *	-	-	-	108	2
MYCOGEN SEED	7512	112	-	-	-	-	-	-	112	103 *	107	2
SEED CONSULTANTS	SC11B95	119	-	-	101	-	109 *	122 *	101	93	105	5
NK BRAND SEEDS	N91-R9	122	95	119 *	-	98	100	120 *	98	105 *	105	7
PIONEER BRAND	31R87	117	102	-	93	-	113 *	-	112	-	105	4
AUGUSTA	A05-23	120	106	-	107 *	-	103	-	102	-	104	4
T.A. SEEDS	TA 8002	120	-	-	93	113 *	-	-	107	-	104	3
DEKALB	DKC66-21(YGCB)	116	94	-	98	-	91	-	134 *	-	104	4
SEED CONSULTANTS	SC11B55	115	-	-	108 *	-	95	-	109	-	104	3
TRISLER BY AUGUSTA	T04-62RR	116	102	-	107 *	-	104	-	101	-	104	4
DEKALB	DKC69-71(RR2/YGCB)	119	105	113 *	116 *	88	97	124 *	82	101	103	8
SOUTHERN STATES	842RR2/YGCB	119	99	-	97	-	108 *	-	109	-	103	4
TRISLER BY AUGUSTA	T04-69CB	116	101	-	98	-	107	-	107	-	103	4
VIGORO	V59YR52	119	110	-	103	-	104	-	96	-	103	4
PIONEER BRAND	33V15	115	99	92	108 *	98	111 *	94	111	110 *	103	8
HUBNER	H3838RR	118	108	-	99	-	105	-	100	-	103	4
T.A. SEEDS	X11406	117	-	-	93	-	-	-	111	-	102	2
PIONEER BRAND	31G98	119	88	108 *	97	89	104	129 *	96	107 *	102	8
VIGORO	V62R66	121	97	-	-	-	-	-	107	-	102	2
DOEBLERS	S707Q	115	90	102	107 *	93	98	115	108	103	102	8
TRISLER BY AUGUSTA	T5337RRCB	113	107	104	102	102	105	96	97	103	102	8
TRISLER BY AUGUSTA	T04-94CB	119	103	-	104	-	108 *	-	91	-	102	4
DEKALB	DKC61-45(RR2/YGCB)	111	106	-	100	-	89	-	110	-	101	4
TRISLER BY AUGUSTA	T05-25RR	118	98	-	100	-	98	-	107	-	101	4
DEKALB	DKC63-62(RR2)	113	85	-	106 *	-	112 *	-	99	-	101	4
DYNA GRO	58P59	116	116 *	-	-	-	85	-	-	-	101	2
TRISLER BY AUGUSTA	T04-105RR	118	82	-	117 *	-	89	-	114	-	101	4
MID-ATLANTIC SEED	MA9189	118	97	107	98	102	104	81	95	114 *	100	8
SEED CONSULTANTS	SC1224	122	103	-	-	-	-	101	-	96	100	3
DOEBLERS	761BDT	116	94	-	96	-	98	-	110	-	100	4

(continued on next page)

(continued from last page)

Table 2. Multi-year, Multi-site Relative Ton per Acre (Yield)

Brand	Hybrid	DTM per Co. †	Southern Piedmont		Northern Piedmont		Southwest / Mountain		Shenandoah Valley		Multi-site Average	Number of Obs. §§
			2005	2004	2005	2004	2005	2004	2005	2004		
			Relative Ton per Acre									
			§									
PIONEER BRAND	34B24	111	-	-	97	93	98	111	101	98	100	6
MID-ATLANTIC SEED	MA7197YG/RR	119	109	-	97	-	101	-	92	-	100	4
PIONEER BRAND	33D63	114	91	-	98	-	101	-	107	-	99	4
MID-ATLANTIC SEED	MA9200	119	93	96	92	96	108	115	108	86	99	8
TRISLER BY AUGUSTA	T04-104RR	119	101	-	101	-	97	-	97	-	99	4
SEED CONSULTANTS	SC11B45	114	-	-	105	-	107	63	116	103	99	5
T.A. SEEDS	TA 780-13	119	-	-	105	-	-	-	92	-	99	2
MID-ATLANTIC SEED	MA7150Bv/CRW/RR	114	97	-	107 *	-	86	-	103	-	98	4
TRISLER BY AUGUSTA	T5338RRCB	115	111 *	-	105	-	84	-	91	-	98	4
SEED CONSULTANTS	SC11B46	114	-	-	96	-	97	-	101	-	98	3
NK BRAND SEEDS	N82-A7	116	104	103	-	97	101	74	106	100	98	7
AUGUSTA	A3562	117	99	110 *	103	-	94	-	83	-	98	5
TRISLER BY AUGUSTA	T5965RR	116	101	-	91	-	106	-	88	-	97	4
BALDRIDGE	BH 710	120	-	-	-	-	-	-	80	113 *	96	2
MID-ATLANTIC SEED	MA9185RR	118	93	103	100	93	97	90	89	99	95	8
DOEBLERS	S807Q	120	81	-	104	-	97	-	98	-	95	4
MID-ATLANTIC SEED	MA7150YG	114	95	-	104	-	88	-	95	-	95	4
VIGORO	V58Y41	117	102	96	106	100	92	60	101	103	95	8
HUBNER	H4808Bt	116	106	-	97	-	82	-	94	-	95	4
DOEBLERS	648RYG	111	103	-	88	-	83	95	99	99	94	6
SOUTHERN STATES	605	110	82	-	95	-	98	-	97	-	93	4
AUGUSTA	A04-95	119	89	-	92	-	91	-	93	-	91	4
DOEBLERS	784XYG	117	98	-	94	-	92	-	78	-	90	4
NK BRAND SEEDS	N82-J6	116	103	93	-	96	96	56	89	97	90	7
MYCOGEN SEED	2J787	115	-	-	-	-	-	-	88	-	88	1
SOUTHERN STATES	670Bt	110	95	-	93	-	89	-	73	-	88	4
TRISLER BY AUGUSTA	T05-102	118	103	-	84	-	-	-	68	-	85	3
BALDRIDGE	BH 609	112	-	-	-	-	-	-	82	-	82	1
VATECH	BMR101	113	74	85	73	78	79	86	68	90	79	8
BALDRIDGE	BH 718	120	-	-	-	-	-	-	75	-	75	1

† Days to maturity provided by company, differences in maturity rating methods may exist between companies.

§§ Hybrids that were tested over more site/year combinations provide a better estimate of hybrid performance than those tested only in a single site/year location.

§ Relative Ton per Acre (yield) calculated by dividing Ton per Acre for each hybrid at each site/year by the average Ton per Acre for that site/year. Numbers over 100 indicate above-average yield, 100 indicates average yield, numbers under 100 indicate below-average yield.

\* Indicates numbers not significantly different from the highest value in that column (i.e. within on LSD of the top performer).

Shading indicates hybrids within one LSD of the top performer for that site/year which appeared in at least three or more site/years.

Table 3. Multi-year, Multi-site Relative Milk per Ton (Quality)

Brand	Hybrid	DTM per Co. †	Southern Piedmont		Northern Piedmont		Southwest / Mountain		Shenandoah Valley		Multi-site Average	Number of Obs. §§
			2005	2004	2005	2004	2005	2004	2005	2004		
			Relative Milk per Ton §									
<b>VATECH</b>	<b>BMR101</b>	<b>113</b>	<b>108 *</b>	<b>124 *</b>	<b>110 *</b>	<b>114 *</b>	<b>113 *</b>	<b>116 *</b>	<b>108 *</b>	<b>115 *</b>	<b>114</b>	<b>8</b>
VIGORO	V58Y41	117	102	100	105	107	104	108 *	100	106	104	8
DYNA GRO	57F87	115	103	-	-	-	105	-	-	-	104	2
MYCOGEN SEED	7512	112	-	-	-	-	-	-	103	105	104	2
PIONEER BRAND	34B24	111	-	-	105	103	103	101	105	104	103	6
SEED CONSULTANTS	SC11B45	114	-	-	103	-	101	104	104	104	103	5
MYCOGEN SEED	2T780	114	-	-	-	-	-	-	103	-	103	1
TRISLER BY AUGUSTA	T5338RRCB	115	103	-	103	-	104	-	101	-	103	4
TRISLER BY AUGUSTA	T5337RRCB	113	104	105	100	104	102	102	101	103	103	8
SEED CONSULTANTS	SC11B46	114	-	-	100	-	105	-	102	-	102	3
T.A. SEEDS	X11406	117	-	-	102	-	-	-	103	-	102	2
PIONEER BRAND	31G68	114	102	-	103	-	102	-	103	-	102	4
DOEBLERS	784XYG	117	104	-	101	-	102	-	102	-	102	4
HUBNER	H4808Bt	116	103	-	101	-	101	-	104	-	102	4
SOUTHERN STATES	842RR2/YGCB	119	103	-	99	-	105	-	100	-	102	4
MID-ATLANTIC SEED	MA7197YG/RR	119	102	-	102	-	102	-	101	-	102	4
MYCOGEN SEED	T25713	110	-	-	-	-	-	-	102	-	102	1
DOEBLERS	761BDT	116	101	-	101	-	103	-	102	-	101	4
TRISLER BY AUGUSTA	T04-105RR	118	102	-	100	-	101	-	103	-	101	4
DEKALB	DKC66-21(YGCB)	116	102	-	104	-	102	-	98	-	101	4
MID-ATLANTIC SEED	MA9189	118	104	100	100	101	101	101	103	99	101	8
T.A. SEEDS	TA 780-13	119	-	-	101	-	-	-	101	-	101	2
MID-ATLANTIC SEED	MA7150YG	114	102	-	100	-	102	-	99	-	101	4
DYNA GRO	58P59	116	102	-	-	-	100	-	-	-	101	2
TRISLER BY AUGUSTA	T05-102	118	101	-	103	-	-	-	99	-	101	3
TRISLER BY AUGUSTA	T04-102CB	118	-	-	-	-	101	-	-	-	101	1
TRISLER BY AUGUSTA	T04-103CB	119	100	-	101	-	101	-	102	-	101	4
TRISLER BY AUGUSTA	T04-94CB	119	103	-	99	-	100	-	101	-	101	4
SOUTHERN STATES	605	110	98	-	102	-	98	-	103	-	100	4
TRISLER BY AUGUSTA	T04-51RR	119	99	-	99	-	102	-	101	-	100	4
MID-ATLANTIC SEED	MA7150Bt/CRW/RR	114	101	-	103	-	96	-	101	-	100	4
NK BRAND SEEDS	N82-J6	116	100	105	-	100	100	94	100	104	100	7
SEED CONSULTANTS	SC11B95	119	-	-	98	-	103	98	102	100	100	5
DEKALB	DKC63-62(RR2)	113	96	-	104	-	102	-	98	-	100	4
AUGUSTA	A3562	117	100	101	99	-	102	-	98	-	100	5
TRISLER BY AUGUSTA	T04-69CB	116	102	-	99	-	98	-	101	-	100	4
MYCOGEN SEED	T25694	113	-	-	-	-	-	-	100	-	100	1
PIONEER BRAND	33V15	115	98	97	102	98	103	99	101	102	100	8
TRISLER BY AUGUSTA	T05-23RR	120	101	-	97	-	101	-	100	-	100	4
SEED CONSULTANTS	SC11B55	115	-	-	101	-	95	-	103	-	100	3
SOUTHERN STATES	670Bt	110	97	-	103	-	99	-	101	-	100	4

(continued on next page)

(continued from last page)

Table 3. Multi-year, Multi-site Relative Milk per Ton (Quality)

Brand	Hybrid	DTM per Co. †	Southern Piedmont		Northern Piedmont		Southwest / Mountain		Shenandoah Valley		Multi-site Average	Number of Obs. §§
			2005	2004	2005	2004	2005	2004	2005	2004		
			Relative Milk per Ton §									
SEED CONSULTANTS	SC1195	119	99	-	100	-	103	97	102	97	100	6
HUBNER	H3838RR	118	103	-	96	-	97	-	102	-	99	4
TRISLER BY AUGUSTA	T05-25RR	118	101	-	96	-	99	-	100	-	99	4
TRISLER BY AUGUSTA	T5965RR	116	99	-	97	-	100	-	101	-	99	4
DOEBLERS	648RYG	111	99	-	103	-	99	99	99	96	99	6
AUGUSTA	A04-95	119	101	-	98	-	100	-	97	-	99	4
PIONEER BRAND	33D63	114	100	-	101	-	97	-	98	-	99	4
VIGORO	V59YR52	119	98	-	96	-	105	-	96	-	99	4
TRISLER BY AUGUSTA	T04-62RR	116	97	-	98	-	100	-	100	-	99	4
DEKALB	DKC61-45(RR2/YGCB)	111	100	-	99	-	96	-	99	-	98	4
TRISLER BY AUGUSTA	T04-104RR	119	98	-	100	-	94	-	102	-	98	4
SEED CONSULTANTS	SC1224	122	99	-	-	-	-	97	-	99	98	3
AUGUSTA	A05-23	120	95	-	97	-	103	-	99	-	98	4
MID-ATLANTIC SEED	MA9200	119	98	97	99	100	94	99	98	97	98	8
PIONEER BRAND	31R87	117	100	-	94	-	97	-	99	-	98	4
SOUTHERN STATES	746RR/YGCB	115	98	-	97	-	97	-	98	-	98	4
VIGORO	V62R66	121	98	-	-	-	-	-	97	-	98	2
PIONEER BRAND	31G98	119	94	103	99	99	100	94	98	92	97	8
MID-ATLANTIC SEED	MA9185RR	118	101	94	97	95	95	99	99	100	97	8
MID-ATLANTIC SEED	MA9152	114	95	-	98	-	97	-	98	-	97	4
T.A. SEEDS	TA 8002	120	-	-	99	91	-	-	100	-	97	3
NK BRAND SEEDS	N91-R9	122	100	99	-	90	99	97	97	94	97	7
MYCOGEN SEED	2J787	115	-	-	-	-	-	-	97	-	97	1
NK BRAND SEEDS	N82-A7	116	97	90	-	95	95	105	94	98	96	7
BALDRIDGE	BH 710	120	-	-	-	-	-	-	96	96	96	2
BALDRIDGE	BH 609	112	-	-	-	-	-	-	96	-	96	1
DOEBLERS	S807Q	120	97	-	96	-	90	-	97	-	95	4
DOEBLERS	S707Q	115	96	92	98	93	92	94	97	96	95	8
DEKALB	DKC69-71(RR2/YGCB)	119	96	94	91	97	94	95	96	93	94	8
BALDRIDGE	BH 718	120	-	-	-	-	-	-	91	-	91	1

† Days to maturity provided by company; differences in maturity rating methods may exist between companies.

§§ Hybrids that were tested over more site/year combinations provide a better estimate of hybrid performance than those tested only in a single site/year location.

§ Relative Milk per Ton (quality) calculated by dividing Milk per Ton for each hybrid at each site/year by the average Milk per Ton for that site/year. Numbers over 100 indicate above-average quality, 100 indicates average quality, numbers under 100 indicate below-average quality.

\* Indicates numbers not significantly different from the highest value in that column (i.e. within on LSD of the top performer).

Shading indicates hybrids within one LSD of the top performer for that site/year which appeared in at least three or more site/years.

Table 4. Multi-year, Multi-site Relative Milk per Acre (Yield x Quality)

Brand	Hybrid	DTM per Co. †	Southern Piedmont		Northern Piedmont		Southwest / Mountain		Shenandoah Valley		Multi-site Average	Number of Obs. \$\$
			2005	2004	2005	2004	2005	2004	2005	2004		
			Relative Milk per Acre									
MYCOGEN SEED	2T780	114	-	-	-	-	-	-	125 *	-	125	1
TRISLER BY AUGUSTA	T04-102CB	118	-	-	-	-	123 *	-	-	-	123	1
MYCOGEN SEED	T25694	113	-	-	-	-	-	-	115	-	115	1
DYNA GRO	57F87	115	107	-	-	-	117 *	-	-	-	112	2
TRISLER BY AUGUSTA	T04-103CB	119	111 *	-	101	-	113 *	-	122	-	112	4
MYCOGEN SEED	7512	112	-	-	-	-	-	-	115	108 *	111	2
<b>PIONEER BRAND</b>	<b>31G68</b>	<b>114</b>	<b>110 *</b>	<b>-</b>	<b>108 *</b>	<b>-</b>	<b>109 *</b>	<b>-</b>	<b>118 *</b>	<b>-</b>	<b>111</b>	<b>4</b>
TRISLER BY AUGUSTA	T04-51RR	119	121 *	-	100	-	110 *	-	111	-	111	4
MYCOGEN SEED	T25713	110	-	-	-	-	-	-	110	-	110	1
<b>SEED CONSULTANTS</b>	<b>SC1195</b>	<b>119</b>	<b>97</b>	<b>-</b>	<b>108 *</b>	<b>-</b>	<b>115 *</b>	<b>122 *</b>	<b>106</b>	<b>108 *</b>	<b>109</b>	<b>6</b>
TRISLER BY AUGUSTA	T05-23RR	120	115 *	-	100	-	117 *	-	105	-	109	4
MID-ATLANTIC SEED	MA9152	114	108	-	108 *	-	106	-	105	-	107	4
SOUTHERN STATES	746RR/YGCB	115	112 *	-	97	-	105	-	112	-	107	4
SEED CONSULTANTS	SC11B95	119	-	-	98	-	113 *	123 *	103	93	106	5
DEKALB	DKC66-21(YGCB)	116	95	-	102	-	93	-	131	-	105	4
SOUTHERN STATES	842RR2/YGCB	119	102	-	96	-	113 *	-	109	-	105	4
T.A. SEEDS	X11406	117	-	-	95	-	-	-	114	-	105	2
SEED CONSULTANTS	SC11B55	115	-	-	109 *	-	91	-	112	-	104	3
<b>TRISLER BY AUGUSTA</b>	<b>T5337RRCB</b>	<b>113</b>	<b>111 *</b>	<b>110</b>	<b>102</b>	<b>99 *</b>	<b>107</b>	<b>99</b>	<b>97</b>	<b>106 *</b>	<b>104</b>	<b>8</b>
TRISLER BY AUGUSTA	T04-69CB	116	103	-	98	-	104	-	108	-	104	4
PIONEER BRAND	31R87	117	102	-	88	-	110 *	-	110	-	103	4
AUGUSTA	A05-23	120	101	-	103	-	106	-	100	-	103	4
TRISLER BY AUGUSTA	T04-94CB	119	106	-	103	-	108 *	-	92	-	102	4
<b>PIONEER BRAND</b>	<b>33V15</b>	<b>115</b>	<b>97</b>	<b>90</b>	<b>109 *</b>	<b>90</b>	<b>115 *</b>	<b>94</b>	<b>112</b>	<b>113 *</b>	<b>102</b>	<b>8</b>
TRISLER BY AUGUSTA	T04-62RR	116	99	-	105	-	104	-	101	-	102	4
HUBNER	H3838RR	118	111 *	-	95	-	102	-	101	-	102	4
PIONEER BRAND	34B24	111	-	-	102	90	100	113	106	101 *	102	6
VIGORO	V59YR52	119	108	-	99	-	109 *	-	92	-	102	4
DYNA GRO	58P59	116	118 *	-	-	-	85	-	-	-	102	2
<b>SEED CONSULTANTS</b>	<b>SC11B45</b>	<b>114</b>	<b>-</b>	<b>-</b>	<b>108 *</b>	<b>-</b>	<b>108</b>	<b>66</b>	<b>121 *</b>	<b>106 *</b>	<b>102</b>	<b>5</b>
TRISLER BY AUGUSTA	T04-105RR	118	84	-	116 *	-	90	-	117 *	-	102	4
NK BRAND SEEDS	N91-R9	122	95	117 *	-	88	100	118	95	98	102	7
MID-ATLANTIC SEED	MA7197YG/RR	119	111 *	-	99	-	104	-	92	-	101	4
DOEBLERS	761BDT	116	95	-	97	-	101	-	112	-	101	4
DEKALB	DKC63-62(RR2)	113	82	-	111 *	-	115 *	-	97	-	101	4
T.A. SEEDS	TA 8002	120	-	-	92	104 *	-	-	107	-	101	3
TRISLER BY AUGUSTA	T5338RRCB	115	115 *	-	108 *	-	88	-	92	-	101	4
MID-ATLANTIC SEED	MA9189	118	101	107	99	96	105	83	98	113 *	100	8
SEED CONSULTANTS	SC11B46	114	-	-	95	-	102	-	103	-	100	3
TRISLER BY AUGUSTA	T05-25RR	118	99	-	96	-	97	-	107	-	100	4
T.A. SEEDS	TA 780-13	119	-	-	107 *	-	-	-	93	-	100	2

(continued on next page)

(continued from last page)

Table 4. Multi-year, Multi-site Relative Milk per Acre (Yield x Quality)

Brand	Hybrid	DTM per Co. †	Southern Piedmont		Northern Piedmont		Southwest / Mountain		Shenandoah Valley		Multi-site Average	Number of Obs. §§
			2005	2004	2005	2004	2005	2004	2005	2004		
			Relative Milk per Acre									
			\$									
DEKALB	DKC61-45(RR2/YGCB)	111	106	-	99	-	86	-	109	-	100	4
VIGORO	V62R66	121	95	-	-	-	-	-	104	-	100	2
MID-ATLANTIC SEED	MA7150Bt/CRW/RR	114	98	-	111 *	-	84	-	104	-	99	4
PIONEER BRAND	31G98	119	83	111 *	97	83	104	120	94	98	99	8
SEED CONSULTANTS	SC1224	122	102	-	-	-	-	99	-	95	99	3
PIONEER BRAND	33D63	114	91	-	99	-	97	-	105	-	98	4
AUGUSTA	A3562	117	99	110	103	-	96	-	81	-	98	5
VIGORO	V58Y41	117	104	95	112 *	100 *	97	64	102	109 *	98	8
TRISLER BY AUGUSTA	T04-104RR	119	99	-	98	-	91	-	99	-	97	4
DEKALB	DKC69-71(RR2/YGCB)	119	100	105	107 *	78	91	119	78	94	97	8
MID-ATLANTIC SEED	MA7150YG	114	97	-	104	-	90	-	95	-	96	4
DOEBLERS	S707Q	115	86	93	106	81	90	110	105	98	96	8
HUBNER	H4808Bt	116	107	-	98	-	83	-	97	-	96	4
MID-ATLANTIC SEED	MA9200	119	91	92	91	90	99	115	106	84	96	8
TRISLER BY AUGUSTA	T5965RR	116	100	-	88	-	106	-	89	-	96	4
DOEBLERS	648RYG	111	102	-	91	-	82	95	98	94	93	6
SOUTHERN STATES	605	110	81	-	97	-	96	-	99	-	93	4
MID-ATLANTIC SEED	MA9185RR	118	94	95	97	83	92	90	88	98	92	8
BALDRIDGE	BH 710	120	-	-	-	-	-	-	76	108 *	92	2
DOEBLERS	784XYG	117	101	-	95	-	93	-	79	-	92	4
NK BRAND SEEDS	N82-A7	116	101	91	-	87	96	70	99	97	92	7
DOEBLERS	S807Q	120	78	-	101	-	88	-	96	-	91	4
NK BRAND SEEDS	N82-J6	116	103	96	-	89	95	60	89	101 *	91	7
AUGUSTA	A04-95	119	90	-	90	-	92	-	90	-	90	4
VATECH	BMR101	113	80	105	81	83	89	100	74	103 *	90	8
SOUTHERN STATES	670Bt	110	92	-	96	-	88	-	73	-	87	4
TRISLER BY AUGUSTA	T05-102	118	104	-	87	-	-	-	67	-	86	3
MYCOGEN SEED	2J787	115	-	-	-	-	-	-	85	-	85	1
BALDRIDGE	BH 609	112	-	-	-	-	-	-	78	-	78	1
BALDRIDGE	BH 718	120	-	-	-	-	-	-	68	-	68	1

† Days to maturity provided by company; differences in maturity rating methods may exist between companies.

§§ Hybrids that were tested over more site/year combinations provide a better estimate of hybrid performance than those tested only in a single site/year location.

§ Relative Milk per Acre (quality x yield) calculated by dividing Milk per Acre for each hybrid at each site/year by the average Milk per Acre for that site/year.

Numbers over 100 indicate above-average Milk per Acre, 100 indicates average Milk per Acre, numbers under 100 indicate below-average Milk per Acre.

\* Indicates numbers not significantly different from the highest value in that column (i.e. within on LSD of the top performer).

Shading indicates hybrids within one LSD of the top performer for that site/year which appeared in at least three or more site/years.

Table 5. 2005 Corn Silage Test Results at the Shenandoah Valley Site

Brand	Hybrid	DTM per Co. <sup>†</sup>	DM at Harvest	Yield at 35% DM	DM Yield	Crude Protein	ADF	NDF	NDF Digest	NE <sub>L</sub>	TDN	Milk 2000	Milk 2000
			%	ton/acre	ton/acre	%	Mcal/lb	%	lb milk/ton silage	lb milk/acre			
BALDRIDGE	BH 718	120	28.61	11.80	4.13	10.04*	28.41*	47.55*	60.71	0.75	72.32	3658	15141
VATECH	BMR 101	113	29.14	10.80	3.78	8.86	24.44	41.92	70.82*	0.84*	80.77*	4350*	16411
NK	N91-R9	122	30.11	15.41	5.39	9.06	26.49*	44.50*	61.16	0.79	75.52	3895	21021
MID-ATLANTIC SEEDS	MA7150YG	114	30.34	15.02	5.26	9.01	25.10	41.34	60.74	0.80	76.68	3990	20996
MID-ATLANTIC SEEDS	MA9185RR	118	30.35	14.00	4.90	8.61	26.05*	43.27	61.54	0.80	76.58	3987	19551
VIGORO	V62R66	121	30.58	16.89	5.91	9.03	25.60	43.14	60.81	0.79	75.67	3899	23039
TRISLER BY AUGUSTA	T5965RR	116	30.78	13.96	4.89	9.00	23.52	40.09	61.18	0.81	77.42	4034	19733
VIGORO	V59YR52	119	30.80	15.11	5.29	8.77	25.25	41.64	57.92	0.78	75.00	3839	20326
HUBNER	H3838RR	118	31.04	15.74	5.51	8.73	23.11	39.58	62.88	0.82*	78.04	4087	22513
PIONEER BRAND	31G98	119	31.06	15.12	5.29	8.67	25.35	42.16	60.61	0.80	76.10	3943	20890
TRISLER BY AUGUSTA	T04-104RR	119	31.13	15.39	5.39	8.74	23.99	40.36	61.12	0.81	77.75	4075	21869
PIONEER BRAND	31R 87	117	31.30	17.67	6.19	8.55	25.34	42.54	61.58	0.80	76.36	3958	24509
TRISLER BY AUGUSTA	T04-51RR	119	31.46	17.48	6.12	8.28	25.13	41.85	62.18	0.81	77.29	4040	24716
AUGUSTA	A04-95	119	31.47	14.72	5.15	9.05	25.25	42.22	59.53	0.79	75.41	3876	20070
T.A. SEEDS	TA 8002	120	31.71	16.93	5.92	9.00	24.65	41.31	61.32	0.80	77.07	4019	23825
AUGUSTA	A3562	117	31.81	13.11	4.59	8.39	27.60*	45.02*	60.87	0.79	75.97	3945	18088
TRISLER BY AUGUSTA	T5338RRCB	115	31.82	14.35	5.02	8.38	23.35	38.66	60.05	0.81	77.82	4070	20405
DEKALB	DKC69-71(RR2YGCB)	119	32.02	12.90	4.51	8.86	26.77*	45.01*	59.13	0.78	74.81	3840	17321
TRISLER BY AUGUSTA	T04-94CB	119	32.02	14.38	5.04	9.02	23.18	40.06	62.18	0.81	77.67	4062	20456
TRISLER BY AUGUSTA	T05-23RR	120	32.04	16.64	5.82	8.44	25.05	41.47	61.13	0.80	77.00	4014	23412
MID-ATLANTIC SEEDS	MA7197YG/R	119	32.22	14.46	5.06	9.02	23.83	41.06	62.65	0.81	77.64	4064	20487
T.A. SEEDS	TA 780-13	119	32.42	14.53	5.09	8.64	23.25	38.72	60.49	0.81	77.63	4056	20589
AUGUSTA	A05-23	120	32.47	16.07	5.62	8.25	25.80*	42.74	60.30	0.80	76.48	3970	22289
NK	N82-J6	116	32.49	14.14	4.95	9.43	24.23	41.05	61.00	0.80	76.80	3997	19831
TRISLER BY AUGUSTA	T05-25RR	118	32.65	16.93	5.93	8.46	24.20	40.12	60.49	0.81	77.21	4030	23861
SEED CONSULTANTS	SC 11B46	114	33.18	15.99	5.59	9.02	22.46	38.68	62.17	0.82*	78.03	4095	22876
MID-ATLANTIC SEEDS	MA7150BICRWRR	114	33.24	16.30	5.71	8.98	23.14	38.67	60.85	0.81	77.58	4054	23142
SEED CONSULTANTS	SC 1195	119	33.25	16.51	5.78	8.28	24.22	40.59	62.33	0.81	77.88	4087	23623
SOUTHERN STATES	842RR2YGCB	119	33.35	17.24	6.04	9.01	24.04	41.17	61.85	0.81	77.15	4027	24297
DOEBLERS	784XYG	117	33.44	12.25	4.29	8.65	22.29	37.41	60.58	0.82*	78.24	4096	17567
DEKALB	DKC61-45(RR2YGCB)	111	33.54	17.41	6.09	9.23	23.10	39.57	59.92	0.80	76.66	3967	24175
SOUTHERN STATES	670Bt	110	33.60	11.47	4.01	8.62	22.95	38.87	60.90	0.81	77.55	4042	16228
MYCOGEN SEED	2J787	115	33.74	13.92	4.87	8.07	27.11*	43.95*	58.96	0.78	75.14	3876	18895
MID-ATLANTIC SEEDS	MA9189	118	33.75	15.07	5.27	8.76	22.58	38.27	62.04	0.82*	78.71	4150	21854
VIGORO	V58Y41	117	33.83	15.97	5.59	8.55	24.22	39.97	60.38	0.80	77.25	4029	22547
BALDRIDGE	BH 609	112	33.84	12.89	4.51	9.80*	27.29*	45.16*	58.35	0.78	74.64	3840	17359
DOEBLERS	S807Q	120	33.86	15.55	5.44	8.69	25.00	41.36	57.96	0.79	75.70	3898	21232
TRISLER BY AUGUSTA	T5337RRCB	113	33.95	15.26	5.34	8.13	24.24	40.04	60.60	0.81	77.59	4058	21631
SEED CONSULTANTS	SC 11B95	119	33.97	15.99	5.59	9.00	22.74	39.31	63.10	0.82*	78.23	4109	22942
BALDRIDGE	BH 710	120	34.09	12.57	4.40	9.33	26.48*	44.19*	58.61	0.78	74.97	3844	16879
SEED CONSULTANTS	SC 11B55	115	34.16	17.21	6.03	8.64	23.01	38.56	61.98	0.82*	78.48	4128	24888
SOUTHERN STATES	746RR/YGCB	115	34.26	18.01	6.30	8.43	24.39	40.20	58.23	0.80	76.30	3946	24907
TRISLER BY AUGUSTA	T04-103CB	119	34.48	18.88	6.61	8.30	24.70	41.25	61.33	0.81	77.84	4086	26986
MYCOGEN SEED	7512	112	34.62	17.65	6.18	9.16	22.56	38.87	63.00	0.82*	78.22	4122	25485

(continued on next page)

(continued from last page)

Table 5. 2005 Corn Silage Test Results at the Shenandoah Valley Site

Brand	Hybrid	DTM per Co. †	DM at Harvest	Yield at 35% DM	DM Yield	Crude Protein	ADF	NDF	NDF Digest	NE <sub>L</sub>	TDN	Milk 2000	Milk 2000
			%	ton/acre	ton/acre		—————%—————			Mcal/lb	%	lb milk/ton silage	lb milk/acre
NK	N82-A7	116	34.70	16.69	5.84	7.96	26.74*	43.28	56.84	0.78	74.24	3784	22047
PIONEER BRAND	31G68	114	34.97	18.16	6.36	8.22	23.90	40.74	63.55	0.82*	78.32	4129	26188*
DOEBLERS	761BD T	116	34.98	17.42	6.10	9.24	20.88	36.16	60.13	0.82*	78.03	4076	24863
HUBNER	H4808Bt	116	35.01	14.81	5.18	8.47	22.05	37.52	62.36	0.82*	78.96*	4168	21609
MID-ATLANTIC SEEDS	MA9200	119	35.32	17.06	5.97	8.91	24.87	42.02	59.19	0.79	75.94	3923	23444
TRISLER BY AUGUSTA	T04-69CB	116	35.36	16.89	5.91	8.65	23.19	38.69	61.12	0.81	77.75	4067	24085
TRISLER BY AUGUSTA	T04-105RR	118	35.45	18.08	6.33	7.93	22.40	37.37	60.69	0.82*	78.37	4115	26030*
PIONEER BRAND	33D63	114	35.60	16.93	5.93	9.42	24.27	40.54	60.18	0.79	76.04	3936	23356
MYCOGEN SEED	T25713	110	35.70	17.03	5.96	8.83	24.50	41.17	62.67	0.81	77.67	4077	24326
T.A. SEEDS	X11406	117	35.71	17.55	6.14	9.23	22.11	38.23	62.97	0.82*	78.56	4133	25370
MYCOGEN SEED	T25694	113	35.93	18.17	6.36	8.70	23.36	39.90	63.19	0.81	76.97	4018	25540
TRISLER BY AUGUSTA	T04-62RR	116	36.47	16.00	5.60	7.93	25.33	41.70	60.03	0.80	76.92	4011	22441
TRISLER BY AUGUSTA	T05-102	118	36.66	10.76	3.77	8.86	24.44	41.19	60.02	0.79	76.26	3961	14935
MID-ATLANTIC SEEDS	MA9152	114	36.90	16.92	5.92	7.74	24.49	40.05	57.33	0.79	75.94	3917	23205
DOEBLERS	648RYG	111	36.95	15.58	5.46	8.76	23.69	39.70	58.94	0.80	76.59	3973	21654
PIONEER BRAND	33V15	115	37.05	17.57	6.15	8.58	23.30	38.90	60.20	0.81	77.38	4035	24808
SEED CONSULTANTS	SC11B45	114	37.07	18.32	6.41	8.01	21.43	36.56	62.96	0.82*	79.02*	4172	26753*
DOEBLERS	S707Q	115	37.30	17.13	6.00	8.68	25.01	41.73	59.41	0.79	75.68	3908	23416
PIONEER BRAND	34B24	111	37.60	16.01	5.60	9.05	20.82	36.39	64.17	0.83*	79.22*	4194	23437
MYCOGEN SEED	2T780	114	38.33	19.25*	6.74*	7.84	21.26	36.50	61.80	0.82*	78.58	4135	27847*
SOUTHERN STATES	605	110	39.42	15.26	5.34	8.35	21.65	36.81	61.41	0.82*	78.32	4117	21908
DEKALB	DKC66-21(YGCB)	116	39.53	21.16*	7.41*	8.49	24.55	40.98	60.09	0.79	75.86	3925	29104*
DEKALB	DKC63-62(RR2)	113	41.16	15.63	5.47	8.73	23.91	39.85	60.04	0.79	75.92	3941	21507
Site Average			33.87	15.80	5.53	8.69	24.18	40.58	60.95	0.80	77.01	4013	22200
CV			6.22	11.30	11.30	5.04	8.71	7.07	2.90	2.19	2.04	3	12
LSD (0.10)			2.65	2.25	0.79	0.55	2.65	3.61	2.22	0.02	1.98	152	3267

† Days to maturity provided by company; differences in maturity rating methods may exist between companies.

\* Indicates numbers not significantly different from the highest value in that column (i.e. within one LSD of the top performer).

Shading indicates hybrids with Milk per Acre (Yield x Quality) values not significantly different from the top performing hybrid.



Table 6. Two-year Average Com Silage Test Results (2004 & 2005) at the Shenandoah Valley Site

Brand	Hybrid	DTM per Co. †	DM at Harvest	Yield at 35% DM	DM Yield	Crude Protein	ADF	NDF	NDF Digest	NE <sub>L</sub>	TDN	Milk 2000	Milk 2000
			%	ton/acre	ton/acre		—————%			Mcal/lb	%	lb milk/ton silage	lb milk/acre
NK BRAND SEEDS	N91-R9	122	30.67	25.26	8.84	8.54	28.68*	46.50*	59.67	0.72	71.91	3537	30035
PIONEER BRAND	31G98	119	31.34	25.49	8.92	8.48	26.92*	43.80	57.65	0.73	71.86	3522	29911
TRISLER BY AUGUSTA	T04-104RR	119	31.60	27.06*	9.47*	8.47	27.51*	44.83*	59.49	0.72	72.00	3531	31765
MID-ATLANTIC SEEDS	MA9185RR	118	32.12	23.60	8.26	8.49	26.43	43.43	61.02	0.73	73.97	3674	29310
TRISLER BY AUGUSTA	T04-94CB	119	32.39	23.76	8.32	8.85	25.09	42.13	60.56	0.74	74.34	3715	29758
MID-ATLANTIC SEEDS	MA7150YG	114	32.56	26.10	9.14	8.46	25.25	40.97	61.57	0.73	74.88	3736*	33403*
MYCOGEN SEED	7512	112	32.97	27.42*	9.60*	9.26*	23.81	40.31	63.45*	0.74	75.52	3786*	35465*
MID-ATLANTIC SEEDS	MA9200	119	33.22	23.87	8.36	8.98	26.86*	44.64*	59.12	0.72	72.33	3552	29027
MID-ATLANTIC SEEDS	MA7150BICRWRR	114	33.48	25.45	8.91	8.63	24.64	40.62	61.14	0.74	74.82	3760*	32544
NK BRAND SEEDS	N82-J6	116	33.57	24.63	8.62	9.01	24.32	41.22	60.70	0.73	74.78	3726	31379
BALDRIDGE	BH 710	120	33.94	25.22	8.83	9.38*	27.03*	44.92*	59.32	0.72	72.17	3538	29917
VIGORO	V58Y41	117	33.96	25.23	8.83	8.21	24.17	39.86	61.80	0.74	75.55	3806*	32898
DEKALB	DKC69-71(RR2YGCB)	119	34.26	24.88	8.71	8.67	28.18*	46.69*	58.10	0.71	71.26	3438	28672
TRISLER BY AUGUSTA	T5337RRCB	113	34.33	24.88	8.71	7.99	25.11	41.11	61.80	0.74	75.18	3764*	31794
MID-ATLANTIC SEEDS	MA9189	118	34.42	28.28*	9.90*	8.49	24.88	41.16	60.92	0.74	74.55	3689	34934*
SEED CONSULTANTS	SC 1195	119	34.54	27.07*	9.48*	8.05	26.11	42.99	61.52	0.74	74.18	3676	33326*
NK BRAND SEEDS	N82-A7	116	34.91	25.11	8.79	7.88	26.31	42.80	58.14	0.73	72.54	3542	30381
SEED CONSULTANTS	SC 11B45	114	35.11	27.54*	9.64*	8.01	23.51	39.55	61.66	0.74	75.43	3789*	35653*
PIONEER BRAND	34B24	111	37.01	24.39	8.54	8.68	22.30	38.29	64.11*	0.76*	76.77*	3845*	31835
DOEBLERS	S707Q	115	37.04	25.83	9.04	8.70	25.70	42.66	59.35	0.73	73.10	3568	31235
PIONEER BRAND	33V15	115	37.12	28.70*	10.05*	8.30	24.15	40.28	61.55	0.73	75.23	3701	36211*
DOEBLERS	648R YG	111	37.39	24.44	8.56	8.49	24.94	41.26	59.41	0.74	73.56	3600	29475
Site Average			34.00	25.60	8.96	8.54	25.55	42.28	60.54	0.73	73.90	3659	31706
CV			7.59	10.00	10.00	4.58	9.00	7.13	3.11	2.13	2.64	4	11
LSD (0.10)			2.20	2.18	0.76	0.33	1.96	2.57	1.60	0.01	1.66	116	2959

† Days to maturity provided by company; differences in maturity rating methods may exist between companies.

\* Indicates numbers not significantly different from the highest value in that column (i.e. within one LSD of the top performer).

Shading indicates hybrids with Milk per Acre (Yield x Quality) values not significantly different from the top performing hybrid.

Table 7. Three-year Average Com Silage Test Results (2003 to 2005) at the Shenandoah Valley Site

Brand	Hybrid	DTM per Co. †	DM at Harvest	Yield at 35% DM	DM Yield	Crude Protein	ADF	NDF	NDF Digest	NE <sub>L</sub>	TDN	Milk 2000	Milk 2000
			%	ton/acre	ton/acre		—————%			Mcal/lb	%	lb milk/ton silage	lb milk/acre
NK BRAND SEEDS	N91-R9	122	29.57	24.07	8.43	8.12	29.90*	48.27*	57.60	0.69	68.76	3298	27170
PIONEER BRAND	31G98	119	30.34	24.66*	8.63*	8.02	26.62	43.49	56.45	0.71	71.11	3453	28818
MID-ATLANTIC SEEDS	MA9200	119	31.05	22.65	7.93	8.70*	26.64	44.82	58.91	0.70	71.52	3496	27365
MID-ATLANTIC SEEDS	MA9185RR	118	31.35	23.01	8.05	8.07	26.85	44.35	59.70	0.71	72.88	3591	28271
MYCOGEN SEED	7512	112	31.59	25.21*	8.82*	8.96*	23.81	40.72	62.10*	0.72*	74.56*	3718*	32344*
NK BRAND SEEDS	N82-J6	116	33.32	24.58*	8.61*	8.65*	24.16	41.15	60.04	0.73*	74.54*	3702*	31363*
VIGORO	V58Y41	117	33.50	25.07*	8.78*	7.92	23.82	39.63	60.89*	0.73*	75.32*	3778*	32707*
NK BRAND SEEDS	N82-A7	116	33.91	24.20	8.47	7.72	26.33	43.32	57.67	0.71	72.30	3527	29386
DOEBLERS	S707Q	115	35.24	23.83	8.34	8.41	25.57	42.74	58.60	0.71	72.83	3556	29021
PIONEER BRAND	33V15	115	35.54	25.73*	9.00*	8.06	23.99	40.44	61.08*	0.72*	75.06*	3712*	32818*
Site Average			32.52	24.29	8.50	8.25	25.82	42.95	59.25	0.71	72.84	3581	29890
CV			6.41	8.88	8.87	5.39	8.10	6.25	3.28	2.96	3.01	4	10
LSD (0.10)			1.45	1.50	0.53	0.31	1.46	1.87	1.35	0.01	1.53	109	2123

† Days to maturity provided by company; differences in maturity rating methods may exist between companies.

\* Indicates numbers not significantly different from the highest value in that column (i.e. within one LSD of the top performer).

Shading indicates hybrids with Milk per Acre (Yield x Quality) values not significantly different from the top performing hybrid.

Table 8. 2005 Corn Silage Test Results at the Southwest/Mountain Site

Brand	Hybrid	DTM per Co. †	DM at Harvest	Yield at 35% DM	DM Yield	Crude Protein	ADF	NDF	NDF Digest	NE <sub>L</sub>	TDN	Milk 2000	Milk 2000
			%	ton/acre	ton/acre		%			Mcal/lb	%	lb milk/ton silage	lb milk/acre
PIONEER BRAND	31G98	119	38.09	22.97	8.04	7.84*	26.01	42.18	55.27	0.76	72.99	3675	29595
NK	N91-R9	122	38.22	22.20	7.77	8.29*	27.85*	45.03*	56.78	0.75	72.38	3648	28623
VIGORO	V59YR52	119	38.42	22.90	8.02	7.95*	22.76	37.67	57.90	0.79	75.52	3881	31113*
AUGUSTA	A05-23	120	38.52	22.76	7.97	7.72	25.54	41.36	56.62	0.78	74.45	3809	30317
MID-ATLANTIC SEEDS	MA7150BiCRWRR	114	39.05	19.04	6.67	7.73	27.30*	43.49*	55.11	0.74	71.30	3558	23920
VATECH	BMR 101	113	39.06	17.37	6.08	7.90*	24.17	40.76	66.82*	0.82*	78.46*	4177*	25432
MID-ATLANTIC SEEDS	MA7150YG	114	39.08	19.43	6.80	7.72	26.14	42.28	57.11	0.77	74.07	3784	25666
TRISLER BY AUGUSTA	T04-94CB	119	39.78	23.90*	8.37*	7.78*	25.24	41.46	57.01	0.76	73.00	3687	30877*
AUGUSTA	A04-95	119	39.95	20.22	7.08	7.47	27.33*	44.65*	58.51	0.76	73.03	3703	26203
TRISLER BY AUGUSTA	T5965RR	116	40.05	23.48	8.22	7.91*	26.28*	42.76*	56.26	0.76	73.12	3701	30375
SEED CONSULTANTS	SC 11B46	114	40.13	21.39	7.49	7.55	22.91	38.48	58.67	0.79	75.66	3894	29118
TRISLER BY AUGUSTA	T04-104RR	119	40.23	21.43	7.50	7.48	29.58*	46.80*	52.95	0.73	70.27	3480	26135
SOUTHERN STATES	746RR/YGCB	115	40.48	23.81	8.33	7.31	25.35	41.34	54.03	0.75	71.96	3599	29922
DYNAGRO	58P59	116	40.49	18.83	6.59	7.63	25.48	41.23	55.41	0.76	73.14	3697	24369
SEED CONSULTANTS	SC 11B55	115	40.56	20.94	7.33	7.29	28.17*	44.82*	53.81	0.73	70.60	3510	25999
TRISLER BY AUGUSTA	T5338RRCB	115	40.81	18.66	6.53	7.44	23.42	38.68	57.49	0.78	75.06	3850	25112
VIGORO	V58Y41	117	40.92	20.44	7.16	7.29	24.27	39.57	57.99	0.78	75.00	3852	27695
MID-ATLANTIC SEEDS	MA9189	118	41.31	23.07	8.08	7.97*	24.16	39.74	56.11	0.76	73.55	3731	30108
MID-ATLANTIC SEEDS	MA9200	119	41.31	23.82	8.34	8.24*	26.44*	42.48*	51.37	0.74	70.48	3469	28173
MID-ATLANTIC SEEDS	MA9185RR	118	41.50	21.44	7.50	7.49	28.83*	45.69*	54.57	0.73	70.34	3489	26384
HUBNER	H4808Bt	116	41.63	18.14	6.35	6.96	27.26*	43.93*	57.49	0.76	73.00	3711	23639
MID-ATLANTIC SEEDS	MA7197YG/RR	119	42.11	22.37	7.83	8.26*	24.57	41.40	59.02	0.77	74.01	3783	29618
DEKALB	DKC 61-45(RR2/YGCB)	111	42.31	19.61	6.86	7.33	25.35	41.92	53.02	0.74	71.52	3560	24431
HUBNER	H3838RR	118	42.37	23.23	8.13	7.15	26.65*	43.10*	54.83	0.75	71.83	3598	29200
DYNAGRO	57F87	115	42.47	24.73*	8.66*	7.38	22.59	37.71	58.62	0.78	75.18	3871	33434*
AUGUSTA	A3562	117	42.57	20.71	7.25	7.54	24.51	40.17	57.19	0.77	73.89	3768	27436
SOUTHERN STATES	842RR2/YGCB	119	42.57	23.91*	8.37*	8.34*	23.28	39.71	60.03	0.78	74.98	3864	32345*
SEED CONSULTANTS	SC 11B95	119	42.74	24.20*	8.47*	7.84*	23.26	38.62	57.10	0.77	74.42	3805	32244*
TRISLER BY AUGUSTA	T04-105RR	118	42.78	19.69	6.89	7.69	25.21	41.62	57.84	0.76	73.22	3720	25635
DEKALB	DKC 63-62(RR2)	113	42.84	24.87*	8.70*	7.47	24.65	41.10	58.18	0.77	73.81	3767	32822*
TRISLER BY AUGUSTA	T04-69CB	116	43.49	23.56	8.25	7.47	25.65	41.19	54.97	0.75	71.98	3616	29848
DOEBLERS	784XYG	117	43.53	20.30	7.10	7.02	24.20	39.62	56.73	0.77	73.86	3764	26485
TRISLER BY AUGUSTA	T05-23RR	120	43.54	25.54*	8.94*	7.92*	24.99	40.69	57.16	0.76	73.49	3737	33464*
TRISLER BY AUGUSTA	T5337RRCB	113	43.72	23.23	8.13	7.04	23.87	39.14	57.47	0.77	73.86	3765	30543
DOEBLERS	S807Q	120	43.79	21.50	7.52	7.83*	27.78*	44.76*	51.44	0.71	68.72	3339	25211
TRISLER BY AUGUSTA	T05-25RR	118	43.81	21.60	7.56	7.79*	25.46	41.71	56.90	0.75	72.52	3667	27706
NK	N82-A7	116	43.98	22.35	7.82	7.56	26.19	42.08	52.97	0.74	70.78	3509	27437
DOEBLERS	761BDT	116	44.12	21.63	7.57	8.16*	23.41	39.24	58.72	0.77	74.18	3797	28816
PIONEER BRAND	31G68	114	44.23	23.82	8.34	7.95*	24.79	41.37	58.82	0.76	73.50	3748	31222*
SOUTHERN STATES	670Bt	110	44.27	19.71	6.90	7.42	24.08	39.45	55.52	0.76	72.48	3646	25144
TRISLER BY AUGUSTA	T04-103CB	119	44.39	24.62*	8.62*	7.69	23.33*	43.64*	59.69	0.76	73.15	3737	32190*
DEKALB	DKC 66-21(YGCB)	116	44.57	20.14	7.05	7.56	25.63	42.15	59.02	0.76	73.37	3751	26474
PIONEER BRAND	34B24	111	44.67	21.61	7.57	7.84*	24.16	39.98	59.13	0.77	74.02	3793	28713
SEED CONSULTANTS	SC 11B45	114	45.33	23.65	8.28	7.57	25.33	41.19	57.05	0.76	73.07	3715	30764

(continued on next page)

(continued from last page)

Table 8. 2005 Corn Silage Test Results at the Southwest/Mountain Site

Brand	Hybrid	DTM per Co. †	DM at Harvest	Yield at 35% DM	DM Yield	Crude Protein	ADF	NDF	NDF Digest	NE <sub>L</sub>	TDN	Milk 2000	Milk 2000
			%	ton/acre	ton/acre		%			Mcal/lb	%	lb milk/ton silage	lb milk/acre
TRISLER BY AUGUSTA	T04-62RR	116	45.56	22.97	8.04	7.67	24.30	40.10	57.56	0.76	72.92	3693	29634
PIONEER BRAND	31R87	117	46.01	24.95*	8.73*	7.03	25.70	41.66	54.98	0.74	71.49	3588	31434*
TRISLER BY AUGUSTA	T04-51RR	119	46.07	23.90*	8.36*	7.32	22.91	37.98	57.71	0.77	74.07	3784	31549*
DEKALB	DKC69-71(RR2YGCB)	119	46.43	21.41	7.50	7.45	28.05*	45.83*	54.77	0.72	69.91	3470	26098
PIONEER BRAND	33D63	114	46.52	22.31	7.81	7.73	26.02	42.11	56.03	0.74	71.22	3567	27743
PIONEER BRAND	33V15	115	46.61	24.45*	8.56*	7.76*	23.67	39.75	60.02	0.77	74.37	3819	32724*
DOEBLERS	648RYG	111	46.94	18.37	6.43	7.19	25.28	41.46	56.35	0.75	72.07	3638	23362
SEED CONSULTANTS	SC 1195	119	46.95	24.80*	8.68*	7.23	23.41	38.75	58.94	0.77	73.94	3792	32930*
NK	N82-J6	116	47.06	21.18	7.41	7.35	24.43	41.38	58.39	0.75	72.56	3677	27171
DOEBLERS	S707Q	115	47.81	21.57	7.55	7.42	27.69*	45.00*	54.26	0.72	69.29	3412	25727
SOUTHERN STATES	605	110	48.24	21.69	7.59	7.44	24.41	40.12	55.08	0.75	72.19	3636	27515
TRISLER BY AUGUSTA	T04-102CB	118	48.52	26.99*	9.45*	7.37	24.71	41.26	59.94	0.76	72.93	3724	35213*
MID-ATLANTIC SEEDS	MA9152	114	48.65	24.21*	8.47*	7.17	25.61	41.82	55.58	0.74	71.19	3563	30194
Site Average			42.99	22.11	7.74	7.59	25.33	41.47	56.75	0.76	72.91	3692	28573
CV			9.34	11.44	11.43	6.20	10.71	8.70	4.86	3.46	3.20	5	12
LSD (0.10)			5.02	3.16	1.11	0.59	3.39	4.51	3.45	0.03	2.91	232	4370

† Days to maturity provided by company; differences in maturity rating methods may exist between companies.

\* Indicates numbers not significantly different from the highest value in that column (i.e. within one LSD of the top performer).

Shading indicates hybrids with Milk per Acre (Yield x Quality) values not significantly different from the top performing hybrid.

Table 9. Two-year Average Com Silage Test Results (2004 & 2005) at the Southwest/Mountain Site

Brand	Hybrid	DTM per Co. †	DM at Harvest	Yield at 35% DM	DM Yield	Crude Protein	ADF	NDF	NDF Digest	NE <sub>L</sub>	TDN	Milk 2000	Milk 2000
			%	ton/acre	ton/acre		—————%			Mcal/lb	%	lb milk/ton silage	lb milk/acre
NK BRAND SEEDS	N91-R9	122	39.65	24.07*	8.43*	7.41*	26.69*	44.40*	58.67	0.71	71.55	3404	28666*
MID-ATLANTIC SEEDS	MA7150B1CR W/R	114	40.10	18.50	6.47	7.45*	25.47*	41.64*	61.09*	0.73*	72.48	3520*	22900
MID-ATLANTIC SEEDS	MA7150YG	114	40.20	19.13	6.70	7.14*	25.61*	42.08*	63.02*	0.74*	73.82*	3640*	24385
PIONEER BRAND	31G98	119	40.56	25.05*	8.77*	7.38*	25.76*	42.28*	58.12	0.72*	71.66	3409	29657*
MID-ATLANTIC SEEDS	MA9185RR	118	40.68	20.78	7.27	7.08*	28.34*	45.50*	59.11	0.71	70.41	3394	24880
VIGORO	V58Y41	117	41.35	17.18	6.01	7.25*	22.82	38.33	63.77*	0.75*	75.50*	3706*	22528
MID-ATLANTIC SEEDS	MA9200	119	41.71	24.40*	8.54*	7.62*	25.33*	42.92*	57.96	0.70	71.15	3324	28020
MID-ATLANTIC SEEDS	MA9189	118	41.80	20.86	7.30	7.46*	24.26	40.73	61.13*	0.73*	73.24*	3552*	26133
TRISLER BY AUGUSTA	T04-94CB	119	42.35	23.60*	8.26*	7.11*	24.80	41.46*	59.82	0.72*	72.13	3393	28023
NK BRAND SEEDS	N82-J6	116	43.54	16.66	5.83	7.44*	23.87	41.14	62.29*	0.72*	73.23*	3544*	20855
TRISLER BY AUGUSTA	T5337RRCB	113	43.59	21.97	7.69	6.83	23.27	39.10	61.79*	0.73*	73.58*	3533*	27234
NK BRAND SEEDS	N82-A7	116	43.70	20.20	7.07	7.39*	25.89*	42.28*	57.99	0.72*	70.50	3359	23911
PIONEER BRAND	34B24	111	44.29	22.76	7.97	7.25*	24.17	40.24	62.98*	0.73*	73.30*	3544*	28085
TRISLER BY AUGUSTA	T04-102CB	118	44.42	25.49*	8.92*	7.29*	24.76	41.53*	63.39*	0.73*	73.05*	3600*	32238*
SEED CONSULTANTS	SC11B45	114	44.52	20.32	7.11	7.37*	24.25	41.41*	63.28*	0.74*	73.25*	3600*	25877
PIONEER BRAND	33V15	115	46.16	22.78	7.97	7.16*	23.46	40.57	62.93*	0.74*	73.18*	3572*	28725*
SEED CONSULTANTS	SC1195	119	46.60	25.65*	8.98*	6.62	24.09	40.14	62.82*	0.73*	72.72	3519*	31506*
DOEBLERS	648RYG	111	46.73	19.61	6.86	7.04*	23.58	40.19	61.30*	0.71	72.19	3386	23148
DEKALB	DKC69-71(RR2YGCB)	119	47.01	23.18*	8.12*	7.39*	27.35*	45.46*	60.49	0.71	69.78	3345	27059
DOEBLERS	S707Q	115	47.57	22.94*	8.03*	7.34*	26.80*	44.53*	58.27	0.70	69.28	3257	26087
Site Average			43.31	21.77	7.62	7.24	25.05	41.80	60.98	0.72	72.29	3479	26492
CV			8.51	13.58	13.58	8.29	13.22	10.62	4.92	4.09	3.94	6	14
LSD (0.10)			3.57	2.86	1.00	0.58	3.21	4.30	2.90	0.03	2.76	209	3698

† Days to maturity provided by company; differences in maturity rating methods may exist between companies.

\* Indicates numbers not significantly different from the highest value in that column (i.e. within one LSD of the top performer).

Shading indicates hybrids with Milk per Acre (Yield x Quality) values not significantly different from the top performing hybrid.

Table 10. Three-year Average Corn Silage Test Results (2003 to 2005) at the Southwest/Mountain Site

Brand	Hybrid	DTM per Co. †	DM at Harvest	Yield at 35% DM	DM Yield	Crude Protein	ADF	NDF	NDF Digest	NE <sub>L</sub>	TDN	Milk 2000	Milk 2000
			%	ton/acre	ton/acre		—————%			Mcal/lb	%	lb milk/ton silage	lb milk/acre
NK BRAND SEEDS	N91-R9	122	36.15	24.98*	8.74*	6.87	29.28*	47.55*	54.34	0.68	68.31	3194	27841
PIONEER BRAND	31G98	119	38.49	26.54*	9.29*	7.17	26.00	42.74	55.46	0.70*	70.88	3386	31272*
MID-ATLANTIC SEEDS	MA9200	119	39.23	26.32*	9.21*	7.57*	24.19	41.36	57.57	0.70*	72.39*	3504*	32226*
MID-ATLANTIC SEEDS	MA9185RR	118	40.11	23.68	8.29	6.72	27.20*	43.91	56.72	0.70*	70.32	3440	28893
NK BRAND SEEDS	N82-J6	116	41.25	21.27	7.45	7.39*	23.27	39.95	59.84*	0.71*	73.38*	3617*	27228
NK BRAND SEEDS	N82-A7	116	42.76	23.12	8.09	7.11	24.59	40.58	56.20	0.71*	71.02	3480*	28513
PIONEER BRAND	33V15	115	43.94	25.02*	8.76*	6.91	24.50	41.55	59.51*	0.71*	72.06*	3574*	31454*
DOEBLERS	S707Q	115	45.87	24.19	8.47	7.37*	25.60	42.75	56.62	0.70*	69.66	3380	28693
Site Average			40.99	24.38	8.53	7.14	25.61	42.58	56.97	0.70	70.95	3443	29469
CV			7.61	12.14	12.14	7.29	12.06	9.39	4.72	3.40	3.62	6	15
LSD (0.10)			2.35	2.23	0.78	0.39	2.32	3.01	2.03	0.02	1.93	154	3234

† Days to maturity provided by company; differences in maturity rating methods may exist between companies.

\* Indicates numbers not significantly different from the highest value in that column (i.e. within one LSD of the top performer).

Shading indicates hybrids with Milk per Acre (Yield x Quality) values not significantly different from the top performing hybrid.

Table 11. 2005 Corn Silage Test Results at the Southern Piedmont Site

Brand	Hybrid	DTM per Co. †	DM at Harvest	Yield at 35% DM	DM Yield	Crude Protein	ADF	NDF	NDF Digest	NE <sub>L</sub>	TDN	Milk 2000	Milk 2000
			%	ton/acre	ton/acre		—%—			Mcal/lb	%	lb milk/ton silage	lb milk/acre
PIONEER BRAND	31R87	117	34.84	18.16	6.35	8.38	26.77	43.72	58.32	0.78	74.79	3841	24428
AUGUSTA	A04-95	119	35.10	15.82	5.54	9.17	26.08	43.09	61.00	0.79	75.18	3871	21411
NK	N91-R9	122	35.10	16.91	5.92	9.41*	26.09	43.03	57.88	0.78	74.85	3848	22798
SEED CONSULTANTS	SC 11B95	119	35.12	17.37	6.08	9.27	28.48*	46.25*	58.62	0.77	73.99	3795	23079
AUGUSTA	A05-23	120	35.26	18.91	6.62	8.77	30.32*	48.20*	56.60	0.75	71.94	3628	24072
TRISLER BY AUGUSTA	T05-25RR	118	36.36	17.42	6.10	9.16	25.63	41.81	58.51	0.79	75.27	3881	23616
HUBNER	H3838RR	118	36.51	19.18	6.71	9.19	24.89	40.80	59.55	0.79	76.01	3935	26425*
SOUTHERN STATES	746RR/YGCB	115	36.53	20.44*	7.15*	8.49	26.22	42.39	56.16	0.77	73.72	3745	26829*
DOEBLERS	S807Q	120	36.96	14.49	5.08	9.68*	27.24	45.09	58.30	0.76	73.12	3708	18747
TRISLER BY AUGUSTA	T05-23RR	120	36.99	20.24*	7.08*	8.67	26.88	43.46	59.60	0.78	75.00	3866	27382*
MID-ATLANTIC SEEDS	MA7197YG/RR	119	37.01	19.42	6.80	9.35*	24.44	41.19	60.24	0.79	75.73	3914	26572*
TRISLER BY AUGUSTA	T04-105RR	118	37.16	14.60	5.11	9.16	25.03	41.26	60.29	0.79	75.81	3928	20050
MID-ATLANTIC SEEDS	MA9200	119	37.22	16.53	5.79	9.72*	27.59	46.15*	58.80	0.76	73.45	3750	21781
MID-ATLANTIC SEEDS	MA9185RR	118	37.46	16.56	5.80	8.70	26.78	43.42	59.31	0.78	75.09	3872	22489
TRISLER BY AUGUSTA	T04-103CB	119	37.52	19.86*	6.95*	9.33*	28.53*	46.35*	59.40	0.77	74.23	3824	26612*
TRISLER BY AUGUSTA	T04-94CB	119	37.66	18.36	6.43	9.06	24.48	40.75	61.55	0.79	76.03	3948	25385
AUGUSTA	A3562	117	37.71	17.56	6.15	8.75	27.83	44.95	59.57	0.78	74.67	3851	23691
VIGORO	V59YR52	119	37.97	19.65	6.88	8.69	26.85	43.11	55.48	0.77	73.56	3745	25772
DEKALB	DKC69-71(RR2YGCB)	119	37.99	18.69	6.54	9.09	27.82	45.41*	55.43	0.75	72.46	3665	24008
TRISLER BY AUGUSTA	T04-104RR	119	37.99	17.97	6.29	8.64	28.96*	46.10*	58.05	0.76	73.63	3769	23736
MID-ATLANTIC SEEDS	MA7150YG	114	38.29	16.84	5.90	8.83	25.26	41.48	59.47	0.79	75.64	3925	23137
VIGORO	V62R66	121	38.33	17.35	6.07	8.96	27.22	43.94	57.97	0.77	73.62	3755	22802
SOUTHERN STATES	842RR2YGCB	119	38.38	17.60	6.16	9.17	25.50	42.99	61.21	0.79	76.14	3969	24457
MID-ATLANTIC SEEDS	MA9189	118	38.39	17.29	6.06	8.85	25.31	41.54	61.41	0.80	76.24	3972	24037
DOEBLERS	S707Q	115	38.64	16.03	5.61	9.34*	27.59	44.84	56.05	0.76	72.72	3677	20574
MID-ATLANTIC SEEDS	MA7150B1CRWRR	114	38.65	17.27	6.04	8.91	26.02	42.42	59.56	0.78	74.94	3863	23336
TRISLER BY AUGUSTA	T5965RR	116	39.09	18.03	6.31	8.89	27.29	44.20	58.98	0.77	73.91	3783	23856
DOEBLERS	761BDT	116	39.19	16.83	5.89	9.55*	25.21	42.36	60.46	0.78	74.97	3862	22796
TRISLER BY AUGUSTA	T5338RRCB	115	39.31	19.81*	6.94*	8.45	24.46	39.86	60.02	0.80	76.15	3960	27460*
DYNAGRO	58P59	116	39.36	20.70*	7.25*	8.35	25.38	41.04	59.37	0.79	75.45	3903	28277*
VATECH	BMR 101	113	39.76	13.20	4.62	9.57*	25.81	43.95	67.93*	0.82*	78.01*	4152*	19170
NK	N82-J6	116	39.76	18.39	6.44	9.39*	24.70	41.60	58.51	0.78	74.48	3827	24616
TRISLER BY AUGUSTA	T04-51RR	119	40.06	21.77*	7.62*	8.31	27.14	43.48	58.41	0.77	74.15	3806	28991*
SEED CONSULTANTS	SC 1224	122	40.06	18.29	6.40	8.63	26.65	43.76	60.12	0.77	74.10	3803	24258
DOEBLERS	784XYG	117	40.22	17.37	6.08	8.42	23.57	38.44	59.53	0.80	76.38	3976	24174
PIONEER BRAND	33D63	114	40.45	16.29	5.70	9.52*	24.44	39.98	58.25	0.78	74.63	3834	21863
PIONEER BRAND	31G98	119	40.50	15.69	5.49	9.03	27.68	44.72	55.93	0.75	71.89	3620	19846
DEKALB	DKC61-45(RR2YGCB)	111	40.59	18.79	6.57	9.20	23.73	39.76	58.52	0.78	74.72	3835	25221
VIGORO	V58Y41	117	40.61	18.12	6.34	8.42	24.75	40.32	59.36	0.79	75.47	3908	24777
TRISLER BY AUGUSTA	T5337RRCB	113	40.70	19.01	6.66	8.25	24.30	39.65	60.16	0.80	76.27	3975	26445*
HUBNER	H4808Bt	116	41.02	18.95	6.63	8.44	23.94	39.12	59.51	0.79	76.14	3959	25516
DEKALB	DKC66-21(YGCB)	116	41.23	16.68	5.84	8.99	25.13	41.68	61.21	0.79	75.32	3910	22806
DOEBLERS	648RYG	111	41.41	18.30	6.40	8.35	24.78	40.48	57.65	0.77	74.24	3807	24321

(continued on next page)

(continued from last page)

Table 11. 2005 Corn Silage Test Results at the Southern Piedmont Site

Brand	Hybrid	DTM per Co. †	DM at Harvest	Yield at 35% DM	DM Yield	Crude Protein	ADF	NDF	NDF Digest	NE <sub>L</sub>	TDN	Milk 2000	Milk 2000
			%	ton/acre	ton/acre		—————%—————			Mcal/lb	%	lb milk/ton silage	lb milk/acre
TRISLER BY AUGUSTA	T04-69CB	116	41.62	18.02	6.31	8.59	24.44	39.48	59.79	0.79	75.61	3917	24721
DYNAGRO	57F87	115	42.11	18.44	6.46	8.27	23.50	38.46	60.22	0.79	76.08	3964	25589
TRISLER BY AUGUSTA	T05-102	118	42.42	18.32	6.41	8.85	23.98	39.49	58.89	0.78	74.91	3864	24755
SOUTHERN STATES	605	110	42.51	14.63	5.12	9.10	26.00	43.14	59.62	0.77	73.66	3772	19276
TRISLER BY AUGUSTA	T04-62RR	116	42.74	18.24	6.38	8.88	25.96	41.82	56.21	0.76	72.97	3707	23768
NK	N82-A7	116	43.04	18.53	6.49	8.58	26.73	43.34	57.23	0.76	72.89	3717	24094
MID-ATLANTIC SEEDS	MA9152	114	43.28	20.11*	7.04*	8.45	26.16	42.48	57.18	0.75	72.29	3658	25783
<b>PIONEER BRAND</b>	<b>31G68</b>	<b>114</b>	<b>43.76</b>	<b>19.18</b>	<b>6.71</b>	<b>8.38</b>	<b>24.25</b>	<b>40.85</b>	<b>62.14</b>	<b>0.79</b>	<b>75.37</b>	<b>3921</b>	<b>26320*</b>
SOUTHERN STATES	670Bt	110	45.06	16.97	5.94	8.31	25.63	41.29	58.21	0.76	72.78	3703	21960
PIONEER BRAND	33V15	115	45.47	17.60	6.16	8.56	27.11	43.94	60.24	0.77	73.40	3773	23229
DEKALB	DKC63-62(RR2)	113	45.61	15.14	5.30	9.35*	25.24	42.22	58.33	0.75	72.60	3701	19606
Site Average			39.37	17.81	6.23	8.89	25.97	42.51	59.08	0.78	74.56	3836	23895
CV			6.00	10.09	10.09	4.31	7.10	6.20	2.89	1.88	1.74	3	11
LSD (0.10)			2.76	2.10	0.74	0.45	2.16	3.09	2.00	0.02	1.52	120	2965

† Days to maturity provided by company; differences in maturity rating methods may exist between companies.

\* Indicates numbers not significantly different from the highest value in that column (i.e. within one LSD of the top performer).

Shading indicates hybrids with Milk per Acre (Yield x Quality) values not significantly different from the top performing hybrid.



Table 12. Two-year Average Corn Silage Test Results (2004 & 2005) at the Southern Piedmont Site

Brand	Hybrid	DTM per Co. †	DM at Harvest	Yield at 35% DM	DM Yield	Crude Protein	ADF	NDF	NDF Digest	NE <sub>L</sub>	TDN	Milk 2000	Milk 2000
			%	ton/acre	ton/acre		%			Mcal/lb	%	lb milk/ton silage	lb milk/acre
NK BRAND SEEDS	N 91-R 9	122	38.27	25.25*	8.84*	8.55	27.18*	44.78*	59.72	0.72	72.07*	3450*	29341*
NK BRAND SEEDS	N 82-J6	116	41.08	22.35	7.82	8.76*	24.97	42.67	61.78*	0.73*	72.76*	3528*	27073
MID-ATLANTIC SEEDS	MA9189	118	41.89	23.78*	8.32*	8.15	25.47	42.68	62.19*	0.74*	73.21*	3533*	28431*
TRISLER BY AUGUSTA	T04-94C B	119	42.09	24.24*	8.48*	8.53	23.68	40.23	62.99*	0.74*	74.40*	3607*	29944*
MID-ATLANTIC SEEDS	MA7150YG	114	42.74	25.16*	8.81*	7.96	24.42	40.46	63.18*	0.74*	73.91*	3568*	30441*
PIONEER BRAND	31G98	119	43.07	23.17	8.11	8.36	25.46	42.19	59.77	0.72	71.86	3401	26979
MID-ATLANTIC SEEDS	MA7150B1CR WRR	114	43.20	25.45*	8.91*	7.95	26.50*	43.09*	61.00*	0.72	72.15*	3451*	29510*
MID-ATLANTIC SEEDS	MA9200	119	43.30	21.77	7.62	9.06*	26.18*	44.69*	59.88	0.72	71.35	3377	24992
VIGORO	V58Y41	117	43.61	22.58	7.90	7.69	25.80*	42.09	61.93*	0.73*	72.68*	3498*	27030
AUGUSTA	A3562	117	43.67	24.31*	8.51*	8.13	25.86*	43.29*	62.07*	0.73*	72.67*	3486*	28789*
TRISLER BY AUGUSTA	T5337RRCB	113	43.87	24.28*	8.50*	7.82	23.28	38.88	63.66*	0.75*	74.48*	3611*	30029*
DEKALB	DKC 69-71(RR 2YGCB)	119	44.07	25.27*	8.84*	8.08	28.08*	46.01*	58.92	0.71	69.80	3281	28131*
DOEBLERS	S707Q	115	44.64	22.44	7.85	8.18	28.29*	46.21*	58.16	0.71	69.44	3255	24531
MID-ATLANTIC SEEDS	MA9185RR	118	46.55	22.80	7.98	8.14	25.90*	42.41	59.31	0.73*	71.75	3389	25894
PIONEER BRAND	33V15	115	47.85	21.81	7.63	7.90	26.77*	44.24*	62.53*	0.72	70.92	3386	25381
NK BRAND SEEDS	N 82-A7	116	47.97	23.89*	8.36*	7.51	28.41*	45.91*	59.98	0.71	69.22	3250	26047
Site Average			43.62	23.66	8.28	8.17	26.01	43.11	61.07	0.72	72.04	3442	27659
CV			7.08	9.06	9.06	5.82	12.82	9.79	5.28	2.66	4.05	6	11
LSD (0.10)			2.57	1.78	0.62	0.40	2.77	3.51	2.68	0.02	2.43	173	2535

† Days to maturity provided by company; differences in maturity rating methods may exist between companies.

\* Indicates numbers not significantly different from the highest value in that column (i.e. within one LSD of the top performer).

Shading indicates hybrids with Milk per Acre (Yield x Quality) values not significantly different from the top performing hybrid.

Table 13. Three-year Average Corn Silage Test Results (2003 to 2005) at the Southern Piedmont Site

Brand	Hybrid	DTM per Co. †	DM at Harvest	Yield at 35% DM	DM Yield	Crude Protein	ADF	NDF	NDF Digest	NE <sub>L</sub>	TDN	Milk 2000	Milk 2000
			%	ton/acre	ton/acre		—————%			Mcal/lb	%	lb milk/ton silage	lb milk/acre
PIONEER BRAND	31G98	119	40.03	23.59*	8.26*	7.77	26.68	43.90	57.95	0.70*	70.49*	3331	27144*
MID-ATLANTIC SEEDS	MA9200	119	40.37	21.85	7.65	8.54*	26.19	44.72	58.88	0.70*	71.28*	3404*	25548
AUGUSTA	A3562	117	41.70	23.62*	8.28*	7.66	26.84	44.66	60.48*	0.71*	71.75*	3461*	28057*
VIGORO	V58Y41	117	42.12	22.57*	7.90*	7.45	25.84	42.36	61.13*	0.71*	72.44*	3529*	27476*
DOEBLERS	S707Q	115	42.39	22.29*	7.81*	7.79	29.25*	47.81*	57.23	0.69	68.75	3239	24639
MID-ATLANTIC SEEDS	MA9185RR	118	43.26	22.23*	7.78*	7.70	26.99	44.04	59.31*	0.71*	71.24*	3407*	25837*
PIONEER BRAND	33V15	115	44.64	21.84	7.65	7.62	26.54	43.73	61.45*	0.70*	71.10*	3446*	26051*
Site Average			42.07	22.57	7.90	7.79	26.90	44.46	59.49	0.70	71.00	3402	26393
CV			7.47	10.06	10.09	7.82	11.02	8.29	5.81	2.45	4.16	7	13
LSD (0.10)			2.15	1.55	0.54	0.42	2.03	2.52	2.36	0.01	2.02	162	2406

† Days to maturity provided by company; differences in maturity rating methods may exist between companies.

\* Indicates numbers not significantly different from the highest value in that column (i.e. within one LSD of the top performer).

Shading indicates hybrids with Milk per Acre (Yield x Quality) values not significantly different from the top performing hybrid.

Table 14. 2005 Com Silage Test Results at the Northern Piedmont Site

Brand	Hybrid	DTM per Co. †	DM at Harvest	Yield at 35% DM	DM Yield	Crude Protein	ADF	NDF	NDF Digest	NE <sub>L</sub>	TDN	Milk 2000	Milk 2000
			%	ton/acre	ton/acre		—%—			Mcal/lb	%	lb milk/ton silage	lb milk/acre
SEED CONSULTANTS	SC 11B95	119	28.46	23.63	8.27	8.94*	29.95*	47.99	59.92	0.76	73.00	3717	30710
T.A. SEEDS	TA 8002	120	29.19	21.77	7.62	8.96*	29.90	47.40	59.37	0.76	73.60	3771	28719
MID-ATLANTIC SEEDS	MA7150YG	114	29.76	24.36	8.53	8.63	28.71	45.65	60.36	0.77	74.28	3819	32577
SOUTHERN STATES	746R R/YGCB	115	29.80	23.46	8.21	8.37	28.92	45.78	57.22	0.76	72.73	3684	30212
PIONEER BRAND	31G98	119	29.97	22.86	8.00	8.61	27.90	44.90	60.38	0.77	74.01	3782	30251
T.A. SEEDS	X11406	117	29.99	21.95	7.68	8.89*	27.94	44.40	60.21	0.78	75.00	3876	29787
HUBNER	H3838RR	118	30.05	23.16	8.10	8.97*	30.80*	48.71*	57.86	0.75	72.18	3651	29573
VIGORO	V59YR 52	119	30.15	24.07	8.43	8.46	29.09	46.06	58.29	0.76	72.56	3670	30915
PIONEER BRAND	31R87	117	30.24	21.90	7.67	8.06	31.22*	48.76*	56.36	0.75	71.45	3589	27505
VATECH	BMR 101	113	30.28	17.25	6.04	8.96*	27.58	45.26	70.05*	0.82	78.62*	4202*	25373
AUGUSTA	A05-23	120	30.36	25.01*	8.75*	8.54	30.05*	47.82	59.13	0.75	72.60	3677	32148
TRISLER BY AUGUSTA	T5965RR	116	30.37	21.32	7.46	8.96*	28.89	46.29	59.34	0.76	72.81	3690	27475
MID-ATLANTIC SEEDS	MA9200	119	30.42	21.67	7.58	8.96*	28.96	47.24	59.43	0.77	73.46	3754	28434
SOUTHERN STATES	842R R2YGCB	119	30.53	22.69	7.94	8.96*	29.23	47.63	60.62	0.77	73.65	3777	29866
TRISLER BY AUGUSTA	T04-103CB	119	30.68	23.59	8.26	8.73	28.83	46.97	63.48	0.78	74.46	3832	31617
<b>T.A. SEEDS</b>	<b>TA 780-13</b>	<b>119</b>	<b>30.81</b>	<b>24.74</b>	<b>8.66</b>	<b>8.41</b>	<b>28.37</b>	<b>45.04</b>	<b>60.76</b>	<b>0.78</b>	<b>74.71</b>	<b>3854</b>	<b>33362*</b>
AUGUSTA	A04-95	119	30.91	21.60	7.56	8.76	28.78	46.62	61.89	0.76	73.34	3738	28172
<b>TRISLER BY AUGUSTA</b>	<b>T5338R RCB</b>	<b>115</b>	<b>31.00</b>	<b>24.64</b>	<b>8.62</b>	<b>8.52</b>	<b>27.10</b>	<b>43.56</b>	<b>61.95</b>	<b>0.79</b>	<b>75.45</b>	<b>3909</b>	<b>33668*</b>
MID-ATLANTIC SEEDS	MA9185RR	118	31.00	23.48	8.22	8.30	30.54*	48.67*	59.78	0.75	72.60	3681	30275
TRISLER BY AUGUSTA	T04-69CB	116	31.01	23.02	8.06	8.36	29.38	46.21	57.79	0.77	73.77	3781	30480
TRISLER BY AUGUSTA	T04-104RR	119	31.15	23.62	8.27	8.44	29.42	47.59	62.09	0.77	73.90	3789	30522
DOEBLERS	784XYG	117	31.27	22.03	7.71	8.40	27.56	44.42	60.44	0.78	74.81	3851	29684
DOEBLERS	648R YG	111	31.30	20.75	7.27	8.63	25.57	42.07	61.25	0.79	75.63	3907	28346
TRISLER BY AUGUSTA	T5337R RCB	113	31.34	23.94	8.38	8.63	28.12	45.30	60.60	0.77	74.21	3809	31918
TRISLER BY AUGUSTA	T05-25RR	118	31.41	23.59	8.26	8.34	30.55*	47.82	57.51	0.75	72.13	3647	30098
MID-ATLANTIC SEEDS	MA9189	118	31.43	23.11	8.09	8.63	28.44	45.91	60.73	0.78	74.36	3824	30933
SOUTHERN STATES	670Bt	110	31.56	21.84	7.65	8.31	26.51	42.62	60.92	0.79	75.67	3919	29936
TRISLER BY AUGUSTA	T04-94CB	119	31.57	24.41	8.54	9.25*	28.70	47.01	61.75	0.77	73.83	3777	32244
<b>MID-ATLANTIC SEEDS</b>	<b>MA7150BICR W/RR</b>	<b>114</b>	<b>31.69</b>	<b>25.17*</b>	<b>8.81*</b>	<b>8.54</b>	<b>26.58</b>	<b>43.34</b>	<b>62.69</b>	<b>0.79</b>	<b>75.71</b>	<b>3925</b>	<b>34525*</b>
<b>SEED CONSULTANTS</b>	<b>SC 1195</b>	<b>119</b>	<b>31.83</b>	<b>25.25*</b>	<b>8.84*</b>	<b>7.99</b>	<b>29.23</b>	<b>46.43</b>	<b>60.52</b>	<b>0.77</b>	<b>74.08</b>	<b>3804</b>	<b>33583*</b>
TRISLER BY AUGUSTA	T05-23RR	120	31.90	24.06	8.42	8.72	30.95*	49.19*	60.74	0.76	72.73	3702	31101
TRISLER BY AUGUSTA	T04-51RR	119	31.92	23.66	8.28	8.13	30.37*	48.28	60.08	0.76	73.47	3763	31175
DEKALB	DKC61-45(RR2YGCB)	111	31.98	23.45	8.21	8.92*	26.84	43.19	57.27	0.77	73.72	3750	30798
DOEBLERS	761BD T	116	32.06	22.61	7.91	9.09*	27.59	45.24	61.09	0.78	74.55	3836	30338
HUBNER	H4808Bt	116	32.13	22.71	7.95	8.39	27.77	44.39	59.72	0.78	74.50	3828	30431
DOEBLERS	S707Q	115	32.14	25.20*	8.82*	8.73	28.38	45.73	59.03	0.77	73.42	3737	32961
MID-ATLANTIC SEEDS	MA7197YG/RR	119	32.22	22.71	7.95	8.95*	27.42	45.03	61.54	0.78	74.91	3869	30761
SOUTHERN STATES	605	110	32.23	22.30	7.81	8.88*	26.08	43.21	61.37	0.78	75.35	3890	30337
DEKALB	DKC66-21(YGCB)	116	32.42	22.95	8.03	8.82	26.14	42.81	62.70	0.79	75.91	3941	31681
TRISLER BY AUGUSTA	T04-62RR	116	32.52	25.10*	8.78*	8.35	29.21	46.22	58.01	0.76	73.15	3724	32708
AUGUSTA	A3562	117	32.52	24.27	8.49	8.31	29.30	46.85	60.23	0.77	73.77	3779	32082
PIONEER BRAND	34B24	111	32.61	22.81	7.98	8.51	27.06	44.68	63.79	0.80	76.38	3992	31869
TRISLER BY AUGUSTA	T05-102	118	32.64	19.67	6.89	8.86	25.20	41.09	59.73	0.79	75.83	3929	27044
<b>SEED CONSULTANTS</b>	<b>SC 11B55</b>	<b>115</b>	<b>32.99</b>	<b>25.25*</b>	<b>8.84*</b>	<b>8.35</b>	<b>27.31</b>	<b>43.94</b>	<b>60.76</b>	<b>0.78</b>	<b>74.84</b>	<b>3859</b>	<b>34089*</b>

(continued on next page)

(continued from last page)

Table 14. 2005 Com Silage Test Results at the Northern Piedmont Site

Brand	Hybrid	DTM per Co. †	DM at	Yield at 35%	DM Yield	Crude	ADF	NDF	NDF Digest	NEL	TDN	Milk 2000	Milk 2000
			Harvest	DM	ton/acre	ton/acre						Protein	lb milk/ton silage
			%	ton/acre	ton/acre	%				Mcal/lb	%	lb milk/ton silage	lb milk/acre
VIGORO	V58Y41	117	33.08	24.82	8.69	8.37	24.95	40.36	61.39	0.80	76.87	4013	34873*
SEED CONSULTANTS	SC 11B45	114	33.22	24.65	8.63	8.15	26.43	42.85	61.40	0.79	75.55	3905	33668*
SEED CONSULTANTS	SC 11B46	114	33.34	22.43	7.85	8.06	27.56	44.67	59.58	0.77	74.18	3798	29787
DOEBLERS	S807Q	120	33.56	24.49	8.57	8.63	28.96	46.69	57.96	0.75	72.50	3662	31408
PIONEER BRAND	33D63	114	33.90	22.93	8.03	9.15*	26.89	44.00	61.66	0.78	74.67	3841	30838
DEKALB	DKC 69-71(RR2YGCB)	119	33.95	27.27*	9.54*	8.01	31.78*	51.00*	56.06	0.73	70.16	3481	33247*
MID-ATLANTIC SEEDS	MA9152	114	34.08	25.79*	9.03*	8.19	27.72	43.73	57.55	0.76	73.54	3745	33785*
TRISLER BY AUGUSTA	T04-105RR	118	34.79	27.40*	9.59*	8.40	27.64	44.44	60.60	0.77	74.04	3791	36206*
PIONEER BRAND	31G68	114	34.91	24.62	8.62	8.25	27.19	45.17	63.48	0.79	75.45	3916	33724*
DEKALB	DKC 63-62(RR2)	113	35.13	25.00*	8.75*	8.53	25.42	42.07	62.60	0.80	76.20	3964	34690*
PIONEER BRAND	33V15	115	35.61	25.25*	8.84*	7.96	28.10	45.95	62.60	0.78	74.88	3871	34164*
Site Average			31.78	23.48	8.22	8.57	28.28	45.54	60.43	0.77	74.16	3805	31208
CV			7.11	8.82	8.82	3.65	5.41	4.48	3.76	1.90	1.76	3	9
LSD (0.10)			2.72	2.50	0.87	0.38	1.85	2.46	2.75	0.02	1.58	124	3240

† Days to maturity provided by company; differences in maturity rating methods may exist between companies.

\* Indicates numbers not significantly different from the highest value in that column (i.e. within one LSD of the top performer).

Shading indicates hybrids with Milk per Acre (Yield x Quality) values not significantly different from the top performing hybrid.

Table 15. Two-year Average Corn Silage Test Results (2004 & 2005) at the Northern Piedmont Site

Brand	Hybrid	DTM per Co. †	DM at Harvest	Yield at 35% DM	DM Yield	Crude Protein	ADF	NDF	NDF Digest	NE <sub>L</sub>	TDN	Milk 2000	Milk 2000
			%	ton/acre	ton/acre		%			Mcal/lb	%	lb milk/ton silage	lb milk/acre
PIONEER BRAND	31G98	119	33.01	25.99	9.10	8.11	27.48*	43.96*	56.77	0.72	71.27	3424	30741
MID-ATLANTIC SEEDS	MA9185RR	118	34.66	27.33	9.57	7.69	29.35*	46.60*	55.46	0.70	69.57	3259	30771
MID-ATLANTIC SEEDS	MA7150YG	114	34.83	30.36*	10.63*	7.90	25.53	41.69	59.71	0.73*	73.14	3505	36663*
T.A. SEEDS	TA 8002	120	34.93	29.34*	10.27*	8.30	28.23*	44.65*	59.07	0.72	71.01	3390	33925
MID-ATLANTIC SEEDS	MA9189	118	34.98	28.24	9.89	8.16	27.57*	44.29*	59.04	0.72	72.06	3463	33641
TRISLER BY AUGUSTA	T04-94CB	119	35.13	29.82*	10.44*	8.56*	26.93*	43.80*	59.48	0.72	72.74	3509	36119*
MID-ATLANTIC SEEDS	MA9200	119	35.40	26.42	9.24	8.54*	26.73	43.92*	59.22	0.72	71.86	3423	31171
MID-ATLANTIC SEEDS	MA7150BICRWRR	114	35.75	30.91*	10.82*	7.86	24.31	40.00	60.76	0.73*	74.49*	3603*	38491*
TRISLER BY AUGUSTA	T5337RRCB	113	36.32	29.27*	10.24*	7.85	25.65	41.66	59.16	0.72	72.77	3461	34981
VIGORO	V58Y41	117	36.41	28.72*	10.05*	7.67	23.66	38.54	60.79	0.75*	75.10*	3656*	36311*
PIONEER BRAND	34B24	111	37.80	26.65	9.33	8.11	25.82	42.51	63.08*	0.74*	73.91*	3578*	32836
DEKALB	DKC69-71(RR2YGCB)	119	38.25	31.53*	11.03*	7.90	27.45*	45.32*	56.02	0.71	70.04	3241	35439
DOEBLERS	S707Q	115	38.49	27.80	9.73	8.39*	26.16	42.71	56.84	0.72	70.99	3307	31817
PIONEER BRAND	33V15	115	40.41	28.66*	10.03*	7.77	26.09	42.91	60.94	0.73*	72.63	3451	34066
Site Average			36.19	28.63	10.02	8.07	26.50	43.05	59.04	0.72	72.25	3448	34051
CV			9.64	12.83	12.83	5.06	11.61	8.95	3.77	2.50	3.16	4	14
LSD (0.10)			2.95	3.11	1.09	0.35	2.60	3.26	1.88	0.02	1.93	105	3946

† Days to maturity provided by company; differences in maturity rating methods may exist between companies.

\* Indicates numbers not significantly different from the highest value in that column (i.e. within one LSD of the top performer).

Shading indicates hybrids with Milk per Acre (Yield x Quality) values not significantly different from the top performing hybrid.

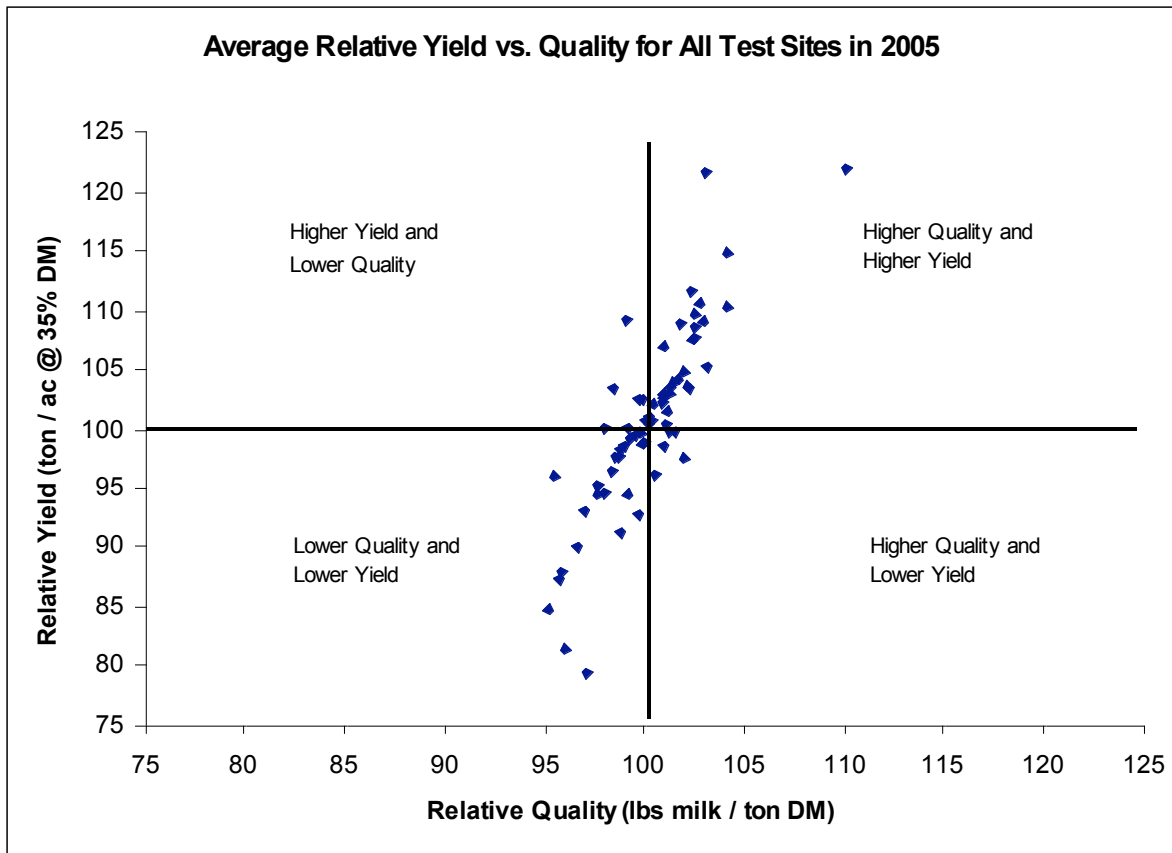
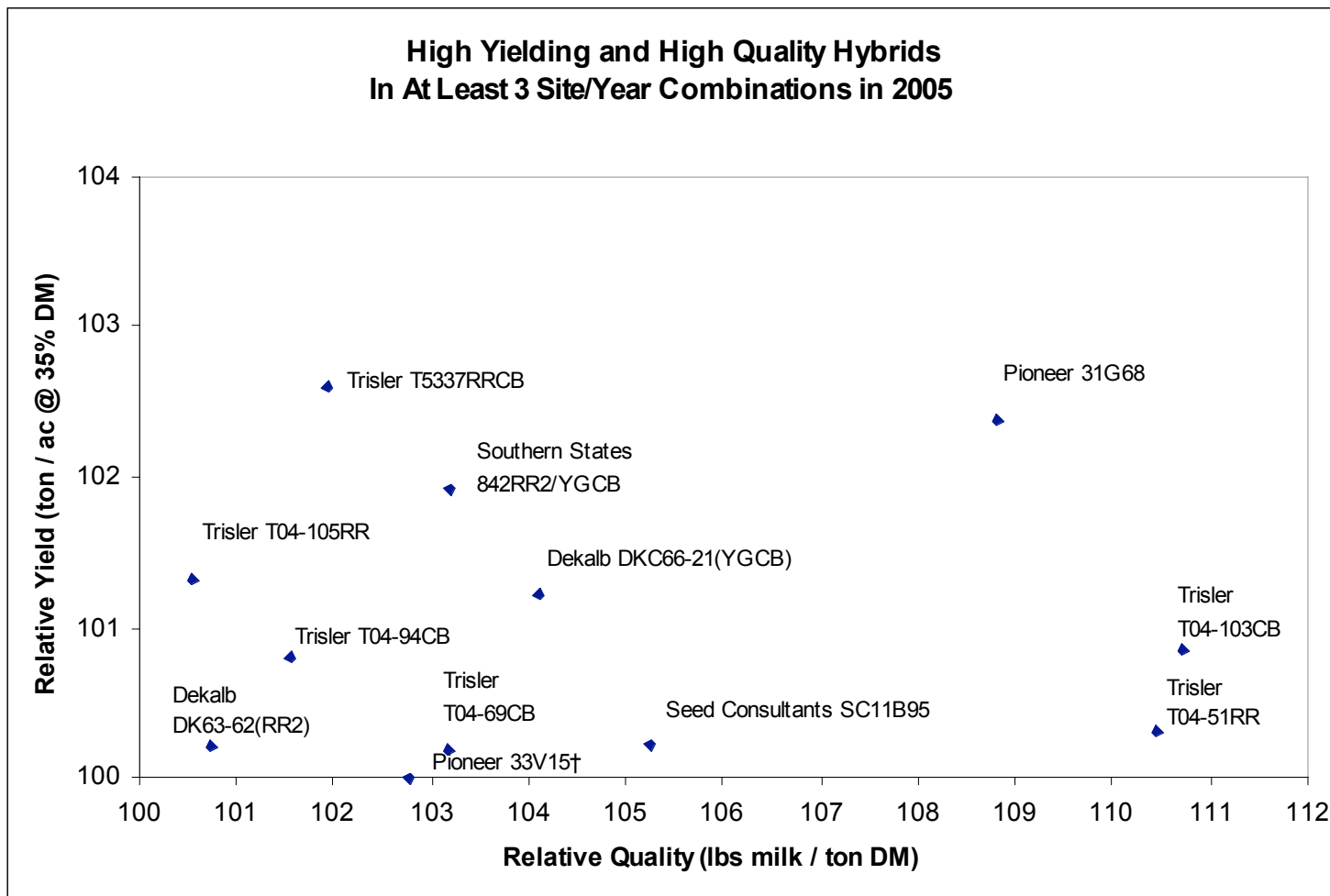


Figure 1. Average relative yield versus quality for all test sites in 2005



†Indicates the hybrid that was a significantly high performer in at least three site/year combinations for both yield and quality

Figure 2. High yielding/high quality hybrids in at least 3 site/year combinations in 2005