



Virginia maryland

Virginia-Maryland Regional College of Veterinary Medicine

Vol. 1 Summer - Fall 1997

New Horizons in Veterinary Medicine Series Slated for Fall

1996 Nobel Laureate Peter Doherty will kick off a six-week "New Horizons in Veterinary Medicine" speaker series which will be presented by the Virginia-Maryland Regional College of Veterinary Medicine on Thursday evenings from October 2nd through November 6th, 1997.


The speakers series has been organized in recognition of Virginia Tech's 125th Anniversary Celebration, according to VMRCVM Dean Peter Eyre.

"Our institution is nationally recognized for academic programs which

prepare veterinarians for work in "non-traditional" areas of veterinary medicine," said Eyre. "Many of these speakers will showcase some of these emerging ways in which

this profession is serving society, and we are delighted

Please see **New Horizons:** page 2



1996 Nobel Laureate
Dr. Peter Doherty

VMRCVM Graduates 1000th Veterinarian



The graduation of the Class of 1997 increased the College's alumni base to over 1,000 veterinarians. Robert Delano and Sumpter Priddy were inducted into the John N. Dalton Society.

The Virginia-Maryland Regional College of Veterinary Medicine observed two milestones during recent commencement ceremonies at Virginia Tech: it graduated the largest class in its history and awarded its one thousandth DVM degree.

Eighty-one DVM degrees, four Ph.D degrees, 10 M.S. degrees and four Certificate's of Residency, were awarded during its 14th Annual Graduands' Ceremony.

Featuring dignitaries from both Virginia Tech and the University of Maryland, the colorful pageant included the administration of the "Veterinarian's Oath," the "Hooding Ceremony," and the presentation of numerous awards and honors.

During the ceremonies, two long-standing College supporters from Richmond, Robert Delano and Sumpter Priddy, Jr., were inducted into the prestigious

Please see **Graduation:** page 12

New Horizons in Veterinary Medicine

October 2 - Dr. Peter Doherty
St. Jude Children's Research Hospital

October 9- Colonels Nancy and Jerry Jaax
USAMRID

October 16- Dr. Frank Loew
President, Medical Foods International

October 23-Dr. Earl Strimple
McArthur Animal Hospital

October 30- Dr. Richard Linnehan
Johnson Space Center, Houston

November 6-Dr. William Hueston
Associate Dean, VMRCVM

I n s i d e

News Briefs 3

Faculty Honored.....10

Development16

EMC News 17

Maryland News19

Virginia Maryland is published periodically by the Virginia-Maryland Regional College of Veterinary Medicine. We welcome your comments, suggestions and questions. Please address all correspondence to:

**Virginia-Maryland
VMRCVM
Virginia Tech, Blacksburg, VA 24061**

EDITORIAL ADVISORY BOARD

Peter Eyre, B.V.M.S., Ph.D., M.R.C.V.S.
Dean

John Lee, Ph.D.
Associate Dean for
Research and Graduate Studies

D. Phillip Sponenberg, DVM., Ph.D.
Acting Associate Dean - Academic
Affairs

William D. Hueston, D.V.M., Ph.D.
Associate Dean - Maryland
Campus

Donald Barber, D.V.M., M.S.
Head, Department of Small Animal
Clinical Sciences

Craig Thatcher, D.V.M., M.S., Ph.D.
Head, Department of Large Animal
Clinical Sciences

Lud Eng, B.A., M.A., Ph.D.
Head, Department of
Biomedical Sciences & Pathobiology

G. Frederick Fregin, V.M.D.
Director, Marion duPont Scott
Equine Medical Center

Robert A. Martin, D.V.M.
Medical Director, Veterinary
Teaching Hospital

Jeffrey S. Douglas, APR
Managing Editor

Faith Helbing
Assistant Editor


Terry Lawrence
Art Director

Frank Pearsall
Contributing Editor

Pamela Woolley
Contributing Editor

Jerry Baber, Don Massie,
Photography

Virginia Tech does not discriminate against employees, students, or applicants on the basis of race, color, sex, sexual orientation, disability, age, veteran status, national origin, religion, or political affiliation. Anyone having questions concerning discrimination should contact the Equal Opportunities/Affirmative Action Office.



Dean Peter Eyre

Dean's Desk

Looking Ahead

by Peter Eyre

It was not without considerable reflection that I decided to participate in the recent review which extended my appointment as dean for another five years. The process was very positive and included many valuable recommendations that will make us more effective.

It is inevitable that an administrator's record is heavily intertwined with that of the institution. And, having served since 1985, I have developed an intense and very personal affection and commitment to the college. Thus, it was important (but very difficult) for me to try and separate my own emotions from the future of our college (I wonder whether I shall EVER be able to do so completely).

In my view, three components are needed for an institution like ours to thrive. First, we must be able to attract and retain an excellent faculty and staff who ensure the quality and stability of the College's programs. Without this element, nothing is possible.

Second, we have acquired some of the most talented students available, who, when they graduate, serve society in amazingly diverse ways and thereby establish our good reputation with the public.

Third, it is the dean's principal role to be a catalyst—by working to enhance understanding and appreciation of veterinary medicine—thereby ensuring political stability and adequate resources.

It is the collective effort of the entire college community that moves the organization forward.



New Horizons: continued from page 1

they have agreed to be a part of the series."

Speakers include:

-Dr. Peter Doherty, a 1996 Nobel Laureate and a veterinary immunologist who works at the St. Jude's Children's Research Hospital in Memphis, Tennessee, October 2.

-Colonels Nancy and Jerry Jaax, the United States Army Medical Research Institute of Infectious Diseases, whose work in resolving the Reston, Virginia ebola virus outbreak in monkeys was chronicled in Richard Preston's best-selling book "The Hot Zone," October 9.

-Dr. Frank Loew, President, Medical Foods International, Boston, MA, and former dean of two veterinary colleges, October 16.

-Dr. Earl Strimple, McArthur Animal Hospital nationally known veterinarian in

the human/animal bond field who has developed an innovative program with pets and prisoners at Lorton Correctional Center, October 23.

-Dr. Richard Linnehan, NASA Astronaut and veterinarian, Lyndon B. Johnson Space Center, Houston, TX, October 30.

-Dr. Will Hueston, VMRCVM Associate Dean-Maryland Campus, College Park, MD, a nationally recognized expert in "Mad Cow Disease" and other transmissible spongiform encephalopathies (TSE), November 6.

All lectures will be held in the VMRCVM's College Center on Virginia Tech campus.

Virginia - Maryland News Briefs

Eyre Elected to AVMA'S Council on Government Relations

Dean Peter Eyre has been elected to the American Veterinary Medical Association's Council on Government Relations.

The AVMA's Council on Government Relations works closely with federal legislators and regulatory officials on the development of effective public policy regarding animal and public health issues.

"I am honored by this election and look forward to serving on this important AVMA Council," said Eyre, who has led the VMRCVM since 1985. "I am also grateful for the broad support I received from throughout the Virginia Veterinary Medical Association and others for this position."

Troy Recognized with Clinical Excellence Award



Dr. Gregory Troy

Dr. Gregory Troy, a professor in the Department of Small Animal Clinical Sciences and former director of the Veterinary Teaching Hospital, has been honored with the inaugural presentation of the Dr. and Mrs. Dorsey Taylor Mahin Award for Clinical Excellence.

That program was initiated this year with a gift which seeks to recognize the importance of pets in society and honor veterinarians as skilled and compassionate professionals who serve both animals and people.

"Their could be no more appropriate person to serve as the charter recipient of this award than Dr. Troy," said Dean Peter Eyre. "He has provided superior clinical care and outstanding administrative leadership throughout his tenure on our faculty. He has also brought a special sensitivity for the people and animals involved in the human-animal bond equation to his work."

Troy also helped establish the College's "Pet Loss Support Hotline" and the "Booker Willoughby Memorial Service Dog Award" in the College.

Slowinski Named Outstanding Alumnus

Dr. Annette Slowinski (DVM '86), a veterinarian with Peace Corps experience, was honored as the VMRCVM's Outstanding Alumnus during commencement ceremonies. She operates a mixed animal practice in Buckeystown, Maryland.

After graduation in 1986, Slowinski spent three and one-half years in Nepal with the Peace Corps, treating rural animals and teaching. Upon returning from Nepal, she served for two years as president of the Western Maryland Veterinary Medical Association.

While enrolled in the VMRCVM, she was class president during three of her four years in the DVM program. She has helped organize reunions.

Slowinski continues to consult with VMRCVM faculty on difficult cases, keeps colleagues aware of VMRCVM CE opportunities, and participates in the Veterinary Memorial Fund.

Caceci Awarded Fulbright Fellowship



Dr. Thomas Caceci

A faculty member in the Virginia-Maryland Regional College of Veterinary Medicine has been awarded a prestigious Fulbright Fellowship to help develop distance learning opportunities in the Indian higher education system.

Dr. Thomas Caceci, an associate professor in the Department of Biomedical Sciences and Histopathology, will spend three months in early 1998 lecturing at Mangalore University, located in a town of the same name situated on India's southwestern coast.

Specifically, Caceci will help faculty members in that university's biology department develop software that will support distance-learning capabilities.

"India is in many ways a place where the distance-learning concept can best be tested and refined," said Caceci, who has developed special software for teaching his Veterinary Histology class. "It has a reasonably good communications network, a very large population, and hundreds of universities, many of which are linked to their computer network and the World Wide Web."

Caceci said the Indian government is committed to providing education to all its citizens, and is enthusiastically embracing modern information technology as a means of achieving that goal.

"My goal is to train a cadre of graduate students, who will in turn train others as they move into the ranks of the Indian university system faculties," Caceci said. "The software I use in Veterinary histology is a modest start at the sorts of things that can be done with future equipment."

The U.S. Agency for International Development (USAID), which administers the Fulbright Fellowship program, announced that about 750 applications were funded from a pool of about 2400 from around the country during this, the 50th anniversary year of the Fulbright program.

VMRCVM Faculty Members Brief Agricultural Communications Group

The work of several faculty-members was showcased before a group of agricultural communication professionals during a recent meeting of the "Forum on Agriculture and Consumer Topics" hosted by the College.

Following a greeting by Dean Peter Eyre which traced the role grassroots communications played in the founding of the College, guests were provided a series of 12-minute briefings.

Presentations included "Horse Racing in Virginia: What does the VMRCVM Bring to the Table?" Dr. G. Frederick Fregin, Director, Marion duPont Scott Equine Medical Center; "Shedding New Light on an Old Subject: Nuclear Scintigraphy and Equine Lameness," Dr. Scott Pleasant, associate professor, Department of Large Animal Clinical Sciences; and "Eating Right for Bovine Health and Well-Being: Nutritional Considerations for Optimal Immune System Function in Cattle," Dr. Terry

Continued next page

Swecker, associate professor, Department of Large Animal Clinical Sciences.

Also, "A New Crop in the Lower 40: Infectious Disease Threats to Virginia's Aquaculture Industry," Dr. Stephen Smith, associate professor, Department of Biomedical Sciences and Pathobiology; "Mad Cow Hysteria or Legitimate Public Health Threat? BSE and other Transmissible Spongiform Encephalopathies," Dr. Will Hueston, associate dean, Maryland Campus; and "VMRCVM Distance Education and Outreach: New Media in the Digital World," Dr. Jim Bowen, Director of Extended Education and Outreach.

DVM Summer Fellowship Program Created

Four DVM students in the Virginia-Maryland Regional College of Veterinary Medicine have been selected to participate in a new Summer Fellowship Program in Science, Technology and Public Policy Issues in Veterinary Medicine.

Students selected for the program receive leadership development training and work closely with a faculty mentor on a research project.

1977 Summer Fellows include John Guest ('99), who is working with Dr. Dennis Blodgett on a project entitled "Red Maple Leaf Toxicosis;" Jeffrey Norton ('99), working with Dr. Beverly Purswell on a project entitled "Canine Sperm Morphology;" Elizabeth Pennel ('99), working with Dr. Bill Pierson on "Hemorrhagic Enteritis Virus;" and Cynthia Tate ('00), working with Dr. Stephen Smith on "Mycobacteriosis in Aquatic Environments."

One of the goals of the program is to help veterinary students learn more about the interaction between science and technology issues and the public policy process, according to Dr. John C. Lee, associate dean for research and graduate studies.

During orientation week, students heard presentations on topics ranging from communication skills and conflict management to interacting with the news media and dressing for success.

The Fellows also spent time in the Washington D.C. area meeting with federal officials from science and government.

Class of 2001 Admitted

The VMRCVM's Class of 2001 has been accepted... and at least one trend apparent over the past few years remains strong: about three-fourths of the ninety-student class are female.

The college received 682 qualified applications for the class's 90 slots, 50 which are dedicated to Virginia students, 30 for Maryland students, and 10 which are open to applicants from around the nation.

The 90 students come from 52 different undergraduate institutions. Forty were biology majors, 17 were animal science majors, and the remainder represent a cross-section of the life and social sciences.

With only 27 veterinary colleges in the United States, admissions remain keenly competitive. The average cumulative GPA of the incoming class is 3.5, and the average GRE score is 1856.

The average age of an incoming first-year student is 24.



Summer Fellows in Science, Technology and Public Policy Issues in Veterinary Medicine met with several government and political officials during their two-week assignment on the College Park Campus. Here, the group are pictured with Congressman Rick Boucher (D-9th). From left, Jeffrey Norton, Elizabeth Pennel, Boucher, Cynthia Tate, and John Guest.

VMRCVM Student Wins National Public Health Award



Dr. Jennifer Hensley, a 1997 graduate of the Virginia-Maryland Regional College of Veterinary Medicine, has been awarded the "Dr. Paul S. Schnurrenberger Award for Outstanding Student Achievement" by the national Conference for Public Health Veterinarians (CPHV). The award includes a commemorative plaque and a cash award.

Hensley earned her DVM degree with honors. The award was presented to her in recognition of work she conducted as part of an Honor's thesis which analyzed the epidemiology of rabies in Montgomery County, Virginia.

Dr. Hensley is the third student in the history of the VMRCVM to earn recognition from the CPHV, according to Dr. Michael Reardon of the College's Office of Academic Affairs.

The VMRCVM provides special training opportunities for veterinary students interested in the field of public health through its national Center for Government and Corporate Veterinary Medicine, he said.

She was presented the honor at the 1997 meeting of the American Veterinary Medical Association in Reno, Nevada.

Dr. Jennifer Hensley is presented the 1997 "Dr. Paul S. Schnurrenberger Award for Outstanding Student Achievement" by Dr. Paul Bartlett of East Lansing, Michigan.

CT Scanner in Alphin Radiology Center Enhanced



Dr. Jeryl C. Jones

The CT Scanner in the Veterinary Teaching Hospital's Alphin Radiology Center has been enhanced with the addition of a Picker Voxel Q CT Visualization Station.

The station and related software enable two and three dimensional CT images to be transformed into image files that are compatible with both Macintosh and PC based micro-computing platforms. The images can then be accessed via local area computing networks and the internet.

"While CT is most commonly known for its use in visualizing the anatomy and pathology of humans and animals, it is becoming recognized as a powerful research tool in other fields such as electrical engineering, paleontology, wood products engineering and materials science," said veterinary radiologist Dr. Jeryl C. Jones, an assistant professor in the DSACS.

Jones said acquisition of the new equipment will create more interdisciplinary research opportunities as well as improve clinical and instructional services.

Pet Loss Support Hotline Making a Difference

More than a year since its introduction, the College's "Pet Loss Support Hotline" has assisted over one hundred bereaved pet-owners from throughout the region.

Since October 1, 1995, a team of specially trained veterinary students has staffed the hotline in the College's Veterinary Teaching Hospital on Tuesday and Thursday nights from six to nine p.m. The telephone number for the service is 540-231-8038.

Hot-line volunteers are trained to provide appropriate counseling for bereaved pet-owners and to detect callers who are experiencing coping problems significant enough to warrant a referral to professional counselors, according to Dr. Gregory Troy, faculty coordinator for the program.

Seventy of the 106 calls have come from Virginia, seven have come from Maryland, and the remainder come from South Carolina, Illinois and Kentucky.

Seventy-four had called as the result of the loss of a dog, 17 from the loss of a cat, and two from the loss of a horse.

The average call lasted 17 minutes, with the

range lasting from zero to 75 minutes. Forty-six requested a call-back after the initial Hotline contact.

Callers expressed feelings ranging from guilt, depression, sadness and anger, according to Troy. Two of the callers were referred to professional counselors.

Forty-three of the callers indicated they called following a suggestion from their veterinarian, Troy said.

The program is supported with a grant from The Iams Company.

Ninth Annual Research Symposium Illuminates Biomedical, Animal Research Frontiers

Forty-nine research presentations on a range of topics in veterinary medicine and the biomedical sciences were recently presented by students and faculty members during the Virginia-Maryland Regional College of Veterinary Medicine's Ninth Annual Research Symposium.

The annual conference seeks to showcase the quality and the diversity of research underway in the College, according to Dr. John C. Lee, associate dean for research and graduate studies.

Dr. Jerrold J. Heindel of the National Institute for Environmental Health Sciences opened the two day conference with a keynote address entitled "Environmental Health Sciences: New Frontiers."

An alumni research presentation on Gulf War Illness research was also presented by Dr. Wilfred C. McCain of the U.S. Center for Health Promotion and Preventive Medicine at Aberdeen Proving Ground in Aberdeen, Maryland.

Dr. John L. Robertson was awarded the 1997 Pfizer Research Award, a national award which seeks to recognize research excellence in the nation's 27 veterinary colleges.

Graduate students Jean Whichard, Jennifer Hensley, and Shawn Walker earned awards in the Basic Sciences section of the adjudicated competition, and graduate students R. Tom Bass, II, and Hoyt Chermie earned honors in the Clinical Sciences category.

Stacy Karzenski was presented the Graduate Student Teaching Award, and personnel in the Physiology and Clinical Research Resource Laboratories and the Biomedical Media Unit were recognized for outstanding service.



On the road again...—Veterinary Teaching Hospital Director Dr. Robert Martin poses in front of his recently acquired 1997 Ford Econoline van. Martin, who was paralyzed in a hunting accident last Fall, returned full-time to his duties as VTH director in May. He is doing very well and sends his best wishes and gratitude to all who assisted during his rehabilitation. The specially configured van was largely funded with gifts received from friends, colleagues and well-wishers from across the region.

Surgeons Now Performing Canine Arthroscopy

Veterinary surgeons in the Veterinary Teaching Hospital are now conducting canine arthroscopy, an advanced surgical procedure for joint repair which minimizes trauma and promotes faster recoveries.

The procedure involves the use of fiberoptic cameras and specialized instrumentation. The VTH has acquired a 2.7 mm diameter arthroscope and a small joint instrumentation set, equipment small enough for canine joint applications.

Canine orthopedic problems suitable for arthroscopic correction include shoulder OCD and fragmented coronoid process of the elbow, according to Dr. Spencer Johnston, associate professor, Department of Small Animal Clinical Sciences.

While arthroscopy is a fairly well established surgical procedure in horses, its adaptation and applications in canine orthopedic surgery are relatively new, Johnston said.

Veterinarians wishing to refer cases suitable for canine arthroscopic correction are invited to contact the Veterinary Teaching Hospital. For more information about the procedure, contact Dr. Spencer Johnston at 540-231-4462.

VMRCVM Staff Members Honored

Several staff employees in the Virginia-Maryland Regional College of Veterinary Medicine were honored for outstanding performance and 1997-98 officers were introduced during the VMRCVM Staff Association's recent annual picnic.

Don Massie, supervisor of the Biomedical Media Unit; Terry Wnorowski of the Veterinary Teaching Hospital; Megan Irby, Rachel Bethard, and Arthur Cennamo of the Physiology and Clinical Research Laboratory; and Lisa Thompson of the Equine Medical Center were all honored for efficiency, dedication and excellence in job performance. The honorees were presented with plaques and gift certificates.

VMRCVM Staff Association officers for the 1997-98 year include Sharon Dunn, President; Donna Arnold, Vice President, and Kristel Fuhrman, Secretary-Treasurer.



Dr. John C. Lee



Dr. David Moore



Dr. Marion Ehrich

normal mice" at the Seventh International Symposium on Antiphospholipid Antibodies in New Orleans.

Dr. John C. Lee, associate dean for research and graduate studies, was presented the Virginia Veterinary Medical Association's "1997 Friend of the VVMA" award during their recent annual meeting in Norfolk. Lee was honored for his efforts in support of companion animal research.

Dr. David Moore, director of laboratory animal resources at Virginia Tech and associate professor, Department of Biomedical Sciences and Pathobiology, made a presentation at the 47th national meeting of the American Association for Laboratory Animal Science in Minneapolis. Moore presented "An overview of alternative technologies for disposal of pathological and infectious waste."

Lisa Aumiller, a second year DVM student, has been awarded a \$5,000 summer fellowship from WARDS, a national organization "Working for Animals Used in Research, Drugs, and Surgery." Aumiller will conduct a summer research program designed to evaluate and identify methods for minimizing stress experienced by laboratory animals.

Dr. Marion Ehrich, professor, Department of Biomedical Sciences and Pathobiology, was recently honored by the Society of Toxicology during their annual meeting in Cincinnati. Ehrich received a commendation from the SOT's Education Committee and Sub-Committee for Minority Education Initiatives for her "decisive and unwavering contributions on behalf of toxicology education, and for pioneering leadership as a champion of minority education programs of the society."

Terry Lawrence, a medical illustrator in the Biomedical Media Unit, has been presented Virginia Tech's 1997 Academy for Leadership Excellence Outstanding Leader Award. The award recognizes university employees who have exhibited outstanding leadership qualities through superior job performance and job-related extra-curricular activities. Lawrence, a 1974 graduate of Virginia Tech, has worked with the VMRCVM for ten years. He served as vice president of the VMRCVM Staff Association in 1994 and President in 1995. He currently serves as a university Staff Senator and is representing the Staff Senate on the University Council.

Dr. John Dascanio, assistant professor, Department of Large Animal Clinical Sciences, made a presentation on equine practitioners and the internet at a continuing education meeting sponsored by the American Association of Equine Practitioners in Saratoga, New York.

Dr. Spencer Johnston, associate professor, Department of Small Animal Clinical Sciences, has served as editor of a new edition of Veterinary Clinics of North America, a continuing education series. The edition focussed on Osteoarthritis in dogs and cats.

Dr. Larry E. Freeman, associate professor, Department of Biomedical Sciences and Pathobiology, recently presented papers entitled "Cor Triatriatum Dexter in a Dog" and "Topographic Anatomy of the 'Forgotten' Garm Approach to the Lateral Compartment of the Equine Gutteral Pouch" at the 1997 annual meeting of the American Association of Veterinary Anatomists in Manhattan, Kansas.

Newsmakers



Dr. John Robertson



Dr. Ansar S. Ahmed

Dr. John L. Robertson, associate professor, Department of Biomedical Sciences and Pathobiology, was one of 30 professors from around the world invited to make presentations during the Dubai International Equine Symposium in the United Arab Emirates. Robertson presented "Post mortem examination of the equine respiratory tract" and "Chronic bronchitis/bronchiolitis-the pathologist's viewpoint on obstructive lung disease" during the symposium, which focused on equine respiratory disorders. Sponsored by Sheikh Mohammed bin Rashid Al Maktoum, the Prime Minister of Dubai, UAE, the meeting was organized to coincide with the prestigious Dubai World Cup Horse Race.

Dr. Ansar S. Ahmed, associate professor, Department of Biomedical Sciences and Pathobiology, presented two papers at international symposia. "A novel non-radioactive diagnostic test for evaluating cell-mediated function in the chicken" was presented at the Twentieth World Poultry Congress in New Delhi, India. Ahmed also presented "Antiphospholipid antibodies in estrogen-treated

Open House Showcases Profession

Families and prospective students from throughout the region spent a day at the College during the annual Open House. Organized and staffed by students, the event has become an annual event for the community.

(Left) Comprehensive tours were provided through the College's instructional, research and clinical facilities as part of Open House. Here, visitors examine some anatomical specimens and other materials in the Multidisciplinary Learning Laboratories



(Right) These bovine patients don't seem to mind all the extra attention they received as visitors paraded through the large animal barns on student-led tours.



(Far left) Surgeons provided a "Teddy-Bear Repair Clinic" for those children whose stuffed animals required some shoring up. (Left) Mrs. Carol Willoughby of the Saint Francis of Assisi Service Dog Foundation and veterinary student Kathleen Hughes announced the establishment of an annual award which will recognize service dogs at work throughout our region during the Open House festivities.

(Right) Visitors take a look at some common household and natural plants which have toxic properties for people and animals.



(Far right) Anatomical specimens in the MDL laboratories are always a big hit with visitors.



(Right) A variety of demonstrations were presented during Open House. Here, resident Dr. Stacey Karzenski conducts an ultrasound evaluation of a horse in the Harry T. Peters, Jr. Large Animal Clinic before a tour group.



U.S. Army Provides Toxicology Research Funding

Researchers in the Virginia-Maryland Regional College of Veterinary Medicine have been awarded over \$132,000 in grants from the United States Army to study the effects of chemical combinations and their relationship to causing illness.

Three distinct contracts have been awarded to the College's Laboratory for Neurotoxicity Studies (LNS) and the Immunotoxicity Risk Assessment Laboratory (IRAL) by the Health Effects Research Program, United States Army Center for Health Promotion and Preventive Medicine, Aberdeen Proving Ground, Maryland.

Soldiers deployed to various parts of the world are subject to the possible exposure to a number of chemicals and environmental contaminants in their region of deployment, according to Dr. Wilfred C. McCain, a toxicologist with the Army's Health Effects Research Program. The possible interactive effects exerted by different combinations of chemical compounds need to be identified.

"Virginia-Maryland has strong institutional expertise in areas we need to explore more fully in order to understand these types of chemical combinations," said McCain. "Much of the ground we are covering is new terrain."

One objective of the work getting underway in the IRAL will attempt to document a relationship between stress, neurotoxicant exposure and compromised immune system function.

"We know that exposure to most insecticides at sufficient levels can cause some neurotoxic effects," said Dr. Steven Holladay, an immunotoxicologist in the Department of Biomedical Sciences and Pathobiology (DBSP). "But these compounds have not yet been associated with immunotoxicity. That said, it does appear as though they do produce some altered immune function."

Factoring stress—how soldiers dealt with battlefield duress—into the equation also presents something of a wild card, researchers say. Stress causes the adrenal glands to release corticosteroids into the blood stream, Holladay explains, and scientists know that corticosteroids induce some immunosuppression.



The Laboratory for Neurotoxicity Studies (LNS) and the Immunotoxicity Risk Assessment Laboratory (IRAL) were awarded research grants from the U.S. Army to study the effects of chemical exposure on soldiers in battlefield environments.

But do the combined affects yield an additive or synergistic affect? Holladay and Dr. Bonnie Smith, an assistant professor in the DBSP, hope to answer that question and more over the next 12 months.

The goal of the work getting underway in the Laboratory for Neurotoxicity Studies is to determine whether or not the interacting chemical agents can physically damage nervous tissue.

"We will be looking for structural changes in the autonomic and somatic nervous systems," said Dr. Bernie Jortner, a professor in the DBSP. "We have very refined techniques for looking at these things."

In another area of the combined research effort, Dr. Marion Ehrich, a professor in the DBSP who co-directs the LNS with Jortner, will examine some of the neurochemical aspects of the chemical exposure.

One of the reasons the Virginia-Maryland Regional College of Veterinary Medicine was selected to conduct the work is because it has the capability to conduct research under Good Laboratory Practice guidelines, according to the U.S. Army's McCain.

Only a few university laboratories in the country have earned this GLP status, which is a detailed quality assurance program promulgated by the Food & Drug Administration and the Environmental Protection Agency.

Dr. Dru Forrester was honored with the Merck Creativity Award for her innovative work in using modern information technology and the internet to teach clinical problem solving skills to DVM students. From left, Jeffrey Douglas, director of public information, Merck Field Technical Services Manager Dr. Doug Caruthers, Dr. Forrester, and acting associate dean Dr. D. Phillip Sponenberg.



Chi Chapter of Phi Zeta Inducts Members, Awards Scholarships



Local VMA's Support Students Through Phi Zeta Scholarships--These members of the VMRCVM's Class of 1998 received Phi Zeta Scholarship support, with much of that donated through local veterinary medical associations from throughout the state. Seated, from left, Jill Ruderman, Laura Jean Leesburg, Nina Templeton, Mary Elizabeth Angel Geitner. Standing, from left, Dr. Colin Carrig, secretary-treasurer, Daniel Jonathan Frankel, Laura E. Leigh Perkins, Denisa L. Court, Thomas Templeman, and Dr. Marion Ehrich, president.

Twenty students were inducted into the Virginia-Maryland Regional College of Veterinary Medicine's most prestigious academic honor, the National Society of Phi Zeta and over \$4,000 in scholarship support was presented during recent ceremonies in Virginia Tech's Squires Student Center.

Dr. W. Dee Whittier, recipient of Virginia Tech's 1997 Excellence in Public Service Award, provided the keynote address during the event.

Phi Zeta is the honor society of veterinary medicine which recognizes high scholarship, stands for constant advancement of the veterinary profession, and promotes research in matters pertaining to the welfare and diseases of animals. The VMRCVM's Chi Chapter was established in 1984.

The event marked the second time that scholarships have been provided for third-year student inductees, according to Dr. Colin Carrig, Secretary-Treasurer of Phi Zeta.

Fourth year veterinary students participate in three-week off-campus elective clerkships which sometimes

involve national and international travel. The scholarship support is designed to assist students in meeting some of the expenses incurred during these educational opportunities, Carrig said.

"Thanks to growing support for this program from the state's veterinary

The event marked the second time that scholarships have been provided for third-year student inductees, according to Dr. Colin Carrig, Secretary-Treasurer of Phi Zeta.

professional organizations and corporations, we were able to double the amount of scholarship support provided for these students this year," said Carrig.

Scholarship support was provided by the Roanoke Valley Veterinary Medical Association, the Central Virginia Veterinary Medical Association, the Southwest Virginia Veterinary Medical Association, the Piedmont Veterinary Medical Association, the Greater Peninsula Veterinary Medical

Association, and the Blue Ridge Veterinary Medical Association.

Corporations providing support included Pfizer Inc. Animal Health, Novartis Animal Health, Ralston Purina Company, and Professional Educational Enterprises.

Membership in Phi Zeta is open to faculty members and graduate students who have made significant contributions to veterinary medicine and to veterinary students who rank in the top 10 percent of the third year class and the top 25 percent of the fourth year class.

Class of 1997 members inducted were Laura E. Cochrane, Lisa Vann Jeanes, Laura Leigh Kellam, Laura Lee Kressler, Paige Langdon, Carolyn D. Lewis, Colleen Gray Lutz, Thomas Bennet Minor, M. Shayne Page, Connie Hartwig Rhinesmith, Cindy Marie Swancott, and Heidi Heilman Thompson.

Class of 1998 members inducted were Denisa L. Court, Daniel Jonathan Frankel, Mary Elizabeth Angel Geitner, Laura Jean Leesburg, Laura E. Leigh Perkins, Jill Ruderman, Nina Templeton, and Thomas Templeton.

Public Service Award Winner On the Move



The chances of finding Dr. W. Dee Whittier in his office are not very good.

More than likely, though, you can find him in the Veterinary Teaching Hospital's Production Medicine Center, on a farm in the rural Virginia countryside, or someplace in South America.

Whittier, recipient of Virginia Tech's 1997 Excellence in Public Service Award, is not a man who likes to sit still. That's a good thing, too, because he's got a lot of ground to cover.

As director of the Production Management Medicine program in the Virginia-Maryland Regional College of Veterinary Medicine's Veterinary Teaching Hospital and Virginia Tech's Extension Veterinarian for Cattle, Whittier copes with a schedule that evokes images of the "Energizer Bunny."

"This is a big honor for me," said Whittier. "I feel a real sense of dedication to the College. It's come

a long way, and it's been a privilege to play a small part."

Whittier's good heart and gift for rapport make him one of the university's finest ambassadors. He can go from talking mastitis with a dairy farmer to presenting a speech on agricultural veterinary medicine before a crowd of state legislators without missing a beat.

"You have done a wonderful job as a faculty member," wrote VMRCVM Dean Peter Eyre in a congratulatory letter. "I cannot think of anyone who has done more to establish this college's reputation and goodwill throughout the state and the region."

Whittier, a professor in the Department of Large Animal Clinical Sciences, helped draft the blueprints for the College's clinical services program in the early 1980's. He also pioneered the establishment of its Production Management Medicine program, a VTH service that now cares for about 35,000 animals a year.

As Virginia Tech's Extension Veterinarian for Cattle since 1985,

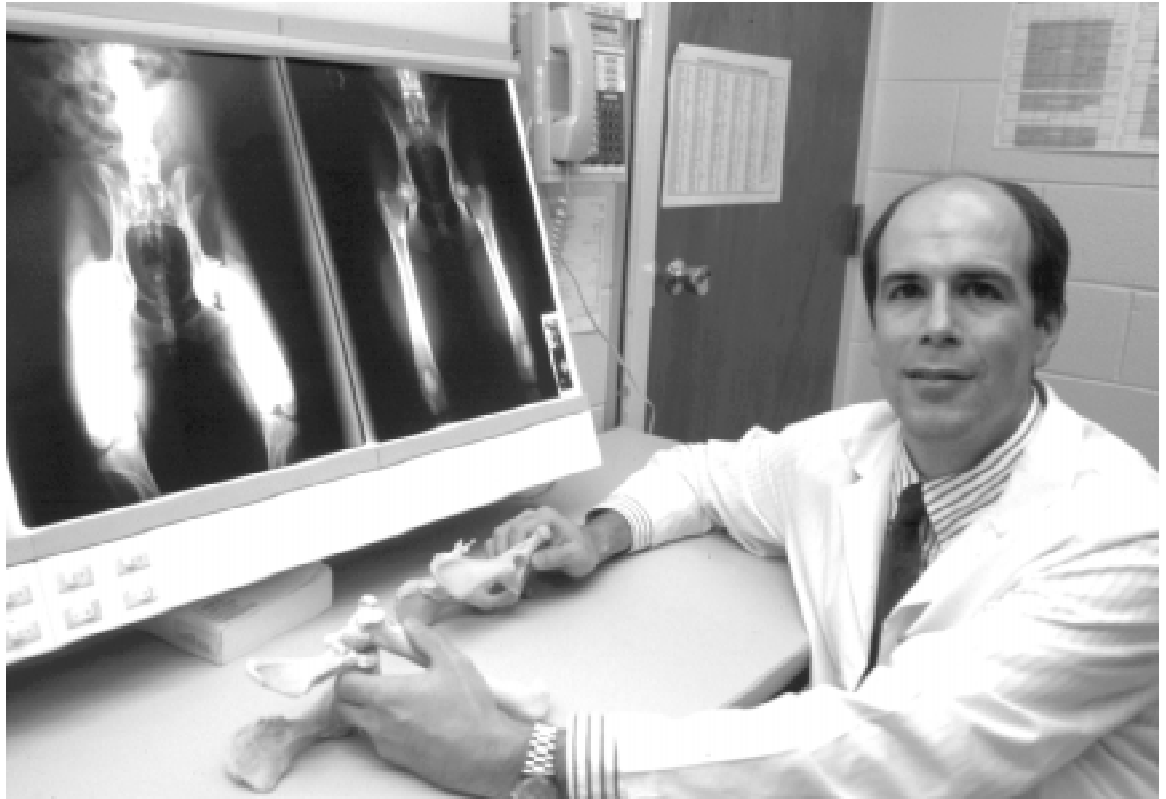
As Virginia Tech's extension veterinarian for cattle since 1985, Dr. Whittier has earned national distinction and is a frequently sought speaker before groups of veterinarians and producers around the country.

Whittier has earned national distinction and is a frequently sought speaker before groups of veterinarians and producers around the country.

Over the past few years, his travels have taken him beyond the borders of the United States, as professional and producer groups throughout the Americas have called upon his expertise.

Since 1992, he has helped cattle producers in Mexico, Chile, Columbia, Panama, and the Dominican Republic learn more about how production medicine techniques can elevate the productivity of their dairy operations.

FACULTY HONORED



Dr. Spencer Hall is consistently lauded by his students for his high standards and extraordinary patience.

Surgeon's Edge Earns Him Wine Award

Patience, precision, concentration and resolve all help Dr. Spencer Johnston excel as a veterinary surgeon.

And those same qualities have also made him one of the finest teachers ever to grace the halls of the Virginia-Maryland Regional College of Veterinary Medicine.

Winner of a 1997 Wine Award

Johnston accepts the recognition with humility. "Professional students are highly driven to succeed," he said. "They will try even harder if the instructor demonstrates interest and commitment to their learning and personal success."

for Excellence in Teaching, Johnston, an associate professor in the Department of Small Animal Clinical Sciences, is consistently lauded by students for his high standards and

extraordinary patience.

"Dr. Johnston is a wonderful teacher and role model," wrote one student in evaluation of Johnston's 'Principles and Practices of Surgery II' course. "He has taught us the art behind the techniques."

That sort of student sentiment is manifested in a number of other teaching awards he has received. He has earned four student "Teacher of the Year" awards, a college teaching award, a university "Certificate of Teaching Excellence" award, and in 1995, a "Norden Distinguished Teaching Award."

Johnston accepts the recognition with humility. "Professional students are highly driven to succeed," he said. "They will try even harder if the instructor demonstrates interest and commitment to their learning and personal success."

The graduating class of 1995 was so enamored with Johnston's interest in their success that they invited him to serve as the College's 1995 Commencement speaker.

His modesty belies a passion about teaching that is recognized by both his

students and his peers. Over the past six years, he has received the highest, most consistent student evaluation scores of any VMRCVM faculty member. And his most recent evaluation by the College's Peer Evaluation Committee resulted in the second highest score in the history of his department.

Board certified by the American College of Veterinary Surgeons in 1994, Johnston lectures in the pre-clinical curriculum, teaches surgery in laboratories and trains professional students during fourth-year clerkships. He has also advised 16 post-DVM interns, helped train 11 post-DVM residents, and provided CE for practicing veterinarians.

"In summary," writes Small Animal Clinical Sciences Department Head Don Barber, "His teaching style, his dedication to and respect for students, and his conscientious devotion all contribute to his excellence and effectiveness."

Service Dog Award Created

Guests on hand for the announcement of the "Booker Willoughby Memorial Award" included, from left, veterinary student Kathleen Hughes, artist Deanna Boswell, veterinary student Matt Nicholson, VMRCVM Dean Peter Eyre, Carol Willoughby, and WSLs television news anchor John Carlin.



Exemplary performance by service dogs working in Virginia and Maryland will be annually recognized

The "Booker Willoughby Memorial Award" will be annually presented to a service dog working in handicapped assistance, search and rescue, law enforcement and other relevant capacities, according to Kathleen Hughes, a VMRCVM student and OTS member who is coordinating the program.

as part of a new program established by the Lambda Chapter of Omega

Tau Sigma, a veterinary service fraternity in the Virginia-Maryland Regional College of Veterinary Medicine at Virginia Tech.

The "Booker Willoughby Memorial Award" will be annually presented to a service dog working in handicapped assistance, search and rescue, law enforcement and other relevant capacities, according to Kathleen Hughes, a VMRCVM student and OTS member who is coordinating the program.

Organizations who employ and train service dogs in the two states are also eligible to participate in the program, Hughes said.

Booker Willoughby was a veteran service dog who was recognized as the 1988 "Service Dog of the Year" by the American Animal Hospital Association,

the Delta Society and Gaines Pet Food.

Booker was owned and served Mrs. Carol Willoughby, a Roanoke woman who recently established the St. Francis of Assisi Service Dog Foundation, an organization which seeks to procure and train service dogs for physically challenged individuals in western Virginia.

During ceremonies establishing the award, Mrs. Willoughby, a portrait of Booker was unveiled and hung in the waiting room area of the College's Veterinary Teaching Hospital.

For more information about the award, contact 552-8315 and leave a message regarding your inquiry. For more information about the St. Francis of Assisi Service Dog Foundation, contact 540-989-6354.

Graduation: continued from page 1

John N. Dalton Society in recognition of their long-standing political support of the college.

Delano, a member of Virginia Tech's Board of Visitors, led the Virginia Farm Bureau Federation for over 20 years and served for six years as president of the American Farm Bureau Federation.

Priddy, an association executive who led the Virginia Veterinary Medical Association for 16 years, has been a prominent lobbyist on the Capitol grounds in Richmond for over four decades.

Graduands were addressed by Dr. Thomas Fretz, dean of the College of Agriculture and Natural

Resources at the University of Maryland at College Park, and Dr. Martha Moon, a veterinary radiologist on the College faculty.

Dr. James Tibbs, president of the Maryland Veterinary Medical Association, swore the 81 new veterinarians into the profession, and Dr. Stan Eichelberger, President of the Virginia Veterinary Medical Association, welcomed them on behalf of organized veterinary medicine.

Dr. Gregory Troy, past director of the Veterinary Teaching Hospital and faculty coordinator of the college's Pet Grief Hot Line program, was recipient of the inaugural presentation of the Dr. and Mrs. Dorsey Taylor Mahin Award

for Clinical Excellence.

The Mahin Award was initiated this year with a gift from Mrs. Mahin which recognizes the importance of pets in society and honors veterinarians as skilled and compassionate professionals who serve both animals and people.

A total of 41 graduating seniors were recognized with awards for receiving distinguished academic scholarships.

Owning a Pet Can Improve Your Health

by Nancy Templeman
Extension Communications


Veterinarians and many, if not most, pet owners have long recognized the importance of the human-animal bond in people's lives. However, according to Kent Roberts, DVM, Virginia Cooperative Extension veterinary specialist, trying to pin down specific human benefits of this bond has not been easy.

"This is beginning to change," says Roberts. "A number of recent studies have demonstrated some of these benefits we felt sure were there, but had not been able to prove."

In addition to the companionship, protection, and the fulfillment gained from nurturing and caring for another living thing, researchers are proving that pets can improve the health of their owners and caregivers. "Several years ago, one of the earliest studies showed that stroking an animal promotes relaxation and can lower a person's blood pressure and slow their heart rate," says Roberts. "Now, thanks to several research projects, we have more proof that pet

ownership can be good for your health."

A study of 1,000 Medicare patients conducted by the University of California at Los Angeles found that those who owned pets had fewer medical care visits than those who did not own pets.



A project at Australia's Baker Medical Research Institute evaluated 5,741 men and women for heart disease risk factors. Researchers found that the 784 pet owners had lower blood pressure and lower levels of blood cholesterol and triglycerides in comparison to the non pet owners.

Research conducted at England's Cambridge University showed how people's health could be improved by pet ownership. The investigators recruited non-pet owners for their study.



They gave one group of people cats, a second group dogs, and a third group no pet. After a specified time, the investigators returned to the three groups to receive their reports. Those who received pets reported that their general health had improved. Those who received dogs reported the most improvement, probably because they did more walking.

Work at the State University of New York in Buffalo found that disabled people in wheelchairs who had service dogs were less depressed, less dependent on caregivers, and more active outside their homes than those without service dogs. "Each of these service dogs saved as much as \$60,000 in patient-care costs over their eight-year working life span, as compared to the approximately \$10,000 it costs to train a service dog," notes Roberts.

"These scientific studies help emphasize the many benefits of pet ownership, particularly those relating to human health and well-being," says Roberts. "Prospective pet owners should remember that in return for these benefits, pet owners have accepted the responsibilities, costs, and time commitments needed for successful human-animal bond. Properly caring for a pet must happen before a pet owner can realize the important, and often intangible, benefits of pet ownership."

VMRCVM Hosts Practice Management Symposium



Dr. Gregg Scoggins

The average debt for recent veterinary college graduates is about \$50,000 and starting salaries are about \$30-35,000. About 5% of graduates have more than \$90,000 in debt ...



Dr. Hugh Lewis

By focusing on the family, VetSmart seeks to provide consistently high-quality care for pets during times when people need the services ...



Dr. Randy Pinkleton

VCA operates on a triangulated business strategy that seeks to acquire practices, provides consolidated veterinary laboratory services for 9500 practices through its Antech Diagnostics subsidiary, and markets a line of premium pet food in conjunction with Heinz.



From left, Dr. Stan Eichelberger, Dr. Gregg Scoggins, VMRCVM Dean Peter Eyre, Dr. Bob Brown, Dr. Randy Pinkleton, Dr. Patty Walters and Dr. Hugh Lewis.

The emerging trend toward corporate veterinary practice is an innovative response to market demand that will not change traditional veterinary practice overnight, experts agreed during a symposium recently presented by the Virginia-Maryland Regional College of Veterinary Medicine at Virginia Tech in Blacksburg.


Instead, corporate veterinary practices like VetSmart and Veterinary Centers of America (VCA) are providing the convenience and the flexibility required by many modern dual-income families who often find themselves seeking veterinary care for their pets on weekends and during evenings.

"The veterinary profession is a service profession and we succeed or fail on the basis of our ability to provide satisfactory service to our clients," said Dr. Hugh B. Lewis, senior vice president of practice development for VetSmart and former dean of Purdue University's School of Veterinary Medicine. "We're looking at fitting into a national system, not replacing a system."

The VMRCVM invited a series of experts to discuss the way economic and

technological forces are affecting the future of veterinary practice during a symposium entitled "The Changing World of Practice Employment."

Moderated by Dr. Gregg Scoggins, a veterinarian and an attorney, the symposium featured presentations by representatives of the two largest corporate veterinary practice manage-





Dr. Bob Brown

The \$10 billion in annual business activity could easily be expanded to \$40 billion if the profession focused more diligently on wellness, more aggressively educated the people it serves, utilized technicians more effectively, and became less resistant to change ...



Dr. Stan Eichelberger

Eichelberger praised one strength of conventional veterinary practice models as their ability to foster quality and individualized care on the basis of the long-standing relationships they tend to foster with their clients ...



Dean Peter Eyre

"None of us embraces change very readily," said Eyre, who suggested that college curricula should be changed to include more training in business and marketing and communications to prepare veterinarians for the changing marketplace ...

ment firms, as well as representatives from private practice and organized veterinary medicine.

Dr. Lewis spoke on behalf of VetSmart, and Drs. Randy Pinkleton and Patty Walters represented VCA. Dr. Robert C. Brown, a practitioner and independent practice management consultant from Arlington made a presentation, as did Dr. Stan A. Eichelberger, president of the Virginia Veterinary Medical Association.

During opening comments, Scoggins described economic challenges as a force that can generate rapid and turbulent change in the profession. Scoggins said the average debt for recent veterinary college graduates is about \$50,000 and starting salaries are about \$30-35,000. About 5% of graduates have more than \$90,000 in debt, he said.

This creates a situation that exerts dual negative affects on the profession. New graduates lack the financing to begin new practices, and they lack the resources to purchase existing practices from older veterinarians approaching retirement.

Scoggins said this "sea change" of consolidation currently underway in the profession is seen by some as "natural evolution," while others view it with "outright rebellion."

Lewis described VetSmart's vision for the future of corporate practice. VetSmart currently operates 92 hospitals in PetSmart superstores, and plans to have 120 hospitals by later this year, 500 hospitals by 2003, and 1,000 by 2010.

By focusing on the family, VetSmart seeks to provide consistently high-quality care for pets during times when people need the services, Lewis said. They accept walk-in clients, are focused on animal wellness, offer flexible payment plans care for pets, and rely heavily on market research and modern information technology to plan their business strategy.

"We are at the stage of societal development where there is an opportunity to have a national practice," said Lewis, adding, "You can't ignore the marketplace. There's no way for VetSmart to survive if we don't deliver."

Dr. Randy Pinkleton, Group Vice President - East Coast for Veterinary Centers of America, then profiled VCA, which generally purchases existing practices billing \$1.1 million that usually employ three or four veterinarians in a physical plant that averages

four to six thousand square feet. VCA currently owns 175-180 hospitals, Pinkleton said.

VCA operates on a triangulated business strategy that seeks to acquire practices, provides consolidated veterinary laboratory services for 9500 practices through its Antech Diagnostics subsidiary, and markets a line of premium pet food in conjunction with Heinz.

Next, Dr. Robert Brown, a practice management consultant and owner of Cherrydale Veterinary Hospital, in Arlington, Virginia, suggested that veterinary medicine is the most undersubscribed profession in the United States.

Veterinary medicine's \$10 billion a year in business activity pales in contrast with human healthcare's \$1.2 trillion, he said, adding that the Coca-Cola company has greater sales than veterinary medicine's clinical services.

Brown stated the \$10 billion in annual business activity could easily be expanded to \$40 billion if the profession focused more diligently on wellness, more aggressively educated the people it serves, utilized technicians more effectively, and became less resistant to change.

Brown said that the trend toward consolidation embodied by corporations like VetSmart and VCA are a part of the contemporary veterinary medical scene, and the profession should "accept the fact that there is plenty for all of us." He said this first generation of consolidation has maintained the ethical and performance standards which characterize the profession, but expressed concern about what might happen during the next generation of consolidation.

Dr. Stanley Eichelberger, president of the Virginia Veterinary Medical Association, suggested the conflict associated with change in the profession is counterproductive.

Eichelberger praised one strength of conventional veterinary practice models as their ability to foster quality and individualized care on the basis of the long-standing relationships they tend to foster with their clients.

But he also agreed that increased that taking advantage of the increased opportunities of the marketplace could create "room for all of us." Eichelberger said that change affecting the profession requires that all parties engage in dialogue and growth instead

Please see **Practice Management:** page 18

College of Veterinary Medicine - Gift Highlights



by Dr. Frank Pearsall
Director of Development

Our \$7 million campaign currently sits at over \$10 million and continues to gather momentum! What a wonderful tribute to all of our caring friends and to the wonderful students, staff, faculty, alumni, and referring veterinarians that daily work to support and improve the profession. Veterinary medicine continues to be a white hat profession. We join with all of you in thanking those that invest their lives in this profession and those who support them. Particular thanks go to the following:

Mrs. Frances Farr Young, widow of Dr. Tyler J. Young '38, of Opelika, AL, recently made an early gift of \$50,000 on their planned estate gift of \$1-2,000,000 to begin the Tyler J. Young and Frances F. Young Endowment for Scholarships in Veterinary Medicine to help students now.

Helen Dessin Spurr and Frank Arthur Spurr, Jr. of Winchester, Virginia have increased their bequest to The Helen Dessin Spurr and Frank Arthur Spurr, Jr. Endowed Research Fund for Domestic Pets to \$1,500,000.

Dr. Glenn R. Noffsinger '50 and his wife **Dixie** of Middleburg, Virginia have given \$1,100,000 to the college through a charitable remainder unitrust. As one of those key veterinarians who helped found the college, Glenn is working with the Dean to find the best way to use this gift to help the college reach the next tier of excellence.

A great friend of the college who wishes to remain **anonymous** has graciously made estate plans for an estimated \$850,000 to endow a clinical professorship and to create an endowment "to provide assistance to owners coming to the Virginia-Maryland Regional College of Veterinary Medicine Teaching Hospital in Blacksburg so that pets which can be reasonably helped to recover and live out a full life are given that chance and not euthanized due solely to financial constraints."

The **estate of William H. and Joyce T. Trimpi** of Glasgow, Virginia has provided an estimated \$257,000 to create an endowment within the college for the primary purpose of supporting ovine research.

The **W. R. Winslow Residuary Trust** continues to make annual contributions to the William R. Winslow Scholarships in Veterinary Medicine for

residents of Maryland (preferably Montgomery County), Washington, D.C., North Carolina, or Virginia who have financial need and are chosen without respect to religious belief, nationality, or descent. Contributions in the campaign period total \$108,920.

Marvin H. Schuelke, Jr. '69 of Schuelke & Associates, Inc. Bio-Medical Instrumentation in Richmond has once again provided equipment for use in the Teaching Hospital. This brings gifts to \$81,239 during the campaign.

James M. Stevens '52 of Loxahatchee, FL has continued to add annually to his James M. Stevens Scholarship Fund to benefit DVM students in good standing who are Virginia residents and have financial need. Gifts during the campaign period total \$80,000.

Dr. Carroll U. Stephens and her husband, **John P. J. Havran**, of Blacksburg, Virginia have made gifts totalling \$31,168 to create The Sherrie Clark Compassion and Caring Award Endowed Scholarship to honor a fourth year veterinary student "for the outstanding professionalism ... both in caring for their beloved dog, "Max Weber", and in her sensitive interactions with them," and to provide an award for similar students in the future.

Mary Leach, the first endowed scholarship donor to the college, has continued faithfully to add to the Clarence and Gertrude Leach Memorial Scholarships established and endowed in 1979 in her parent's memory. Additions during the campaign total \$29,491.

Lois E. Klinefelter '40 of Norfolk generously gave \$21,075 to the College for unrestricted use. She is a life-long animal lover and is pleased her *alma mater* now has a College of Veterinary Medicine.

Report from the Marion duPont Scott Equine Medical Center



by Pamela S. Woolley
Director of Development

This has been a promising year for the Marion duPont Scott Equine Medical Center both on the business and the development fronts. Our total caseload will exceed 2100 cases this year, a 16% increase over

last year and our emergency case load has leapt by 61%. The highlight of the year has been the successful conclusion of the \$500,000 challenge issued by Mrs. Jean Ellen Shehan. Thanks to her leadership and the generosity of everyone who supported this effort, the "Jean Ellen Shehan Professor, and Director, Equine Medical Center" is now endowed. The EMC now has two tenured faculty supported through endowments.

The number of donors, the number of gifts received and the amount of gifts received have all increased significantly this year. This is the culmination of improved outreach and marketing efforts and an increased awareness of the EMC as a charitable organization. Additionally the implementation of an annual fund program and appeals by leading members of the equine community have made a positive impact upon our numbers. Our friends and supporters contributed over \$890,000 this year to fund programs, endowment and operations at the hospital.

The majority of our donors are past or recent clients, but interestingly, almost 1/4 of our donors have never used the Equine Medical Center's services. We interpret this as a measure of the growing awareness within the equine community of the EMC and our goals. We also see this as an indication of the horse owners' willingness to invest in the EMC as a form of "health insurance" for their horse. Even more exciting almost 85% of this year's donors are first time givers. We are most grateful for this outstanding demonstration of support.

The Campaign

We have continued to develop the campaign theme of "Building areas of expertise into **Centers of Excellence**", by working with an architectural firm to commit ideas and visions to drawings. The preliminary sketches were introduced to the public in June. The drawing includes a separate emergency receiving area, an expanded critical care unit, a pathology facility, and an isolation unit within the "Emergency Medicine Center".

The "Sports Medicine and Orthopedic Center" will offer a covered area for lameness evaluations, a farrier shop, an indoor arena to work horses under tack and a high speed treadmill.

The "Veterinary Learning Center" has in fact just received video conferencing equipment to enable distance learning and the plans suggest a new teaching pavilion to house this equipment.

We have many exciting opportunities before us, but we must make strategic choices to remain competitive, to provide needed services to horses and those who care for them, and to continue to offer our students a balanced and thorough education. The capital campaign seeks to fulfill these goals. For more information about the campaign or to request a copy of the preliminary drawings, please call me at 703-771-6843. Thank you.

News From The Leesburg Campus

Centers of Excellence at the Equine Medical Center

Maturing ornamental trees on the grounds of the Equine Medical Center symbolize its emergence as a major national equine healthcare resource. Centers of excellence planned as part of Virginia Tech's current capital campaign should continue the momentum.

Three committees have been formed to help plan and develop the EMC's Centers of Excellence — the Emergency Medicine Center, the Sports Medicine Center and the Veterinary Learning Center. The committees provide input on emerging health care needs within the equine community and are helping to devise fundraising strategies to support the newly identified needs.

The Emergency Medicine Committee and EMC faculty have identified several pressing goals: construction of a critical care/isolation facility, redesign of the emergency receiving area, and hiring a medical team dedicated solely to emergency cases.

The Sports Medicine Committee's objective is to provide



additional services to benefit the equine athlete. Top priorities are installation of a high speed treadmill, a farrier's shop, an all-weather arena and research and programs in physical therapy and rehabilitation.

The Veterinary Learning Center Committee seeks to bring equine health related information to horse owners, students, practicing veterinarians and all equine professionals through the WorldWideWeb, the development of horse health videos, interactive seminars using teleconference technology, continuation of the Tuesday Talks, and eventually, "telemedicine."

For more information about the EMC's Campaign for the Future, or to make a contribution, please call Pamela Woolley, 703-771-6843.

Research in Colic Surgery Offers New Promise

Drs. Nathaniel White, Robin Dabareiner and Lydia Donaldson of the Marion duPont Scott Equine Medical Center, have completed research funded by a grant from the Morris Animal Foundation. Working to help find a treatment for strangulated intestine in horses with colic, the study investigated the use of Carolina Rinse, a tissue rinse first tested for liver transplantation in people. Carolina Rinse was injected into intestinal arteries of horses with strangulated intestine.

When used in horses, the Carolina Rinse prevents the blood vessels from leaking protein and reduces inflammation. The long term benefit will likely be fewer adhesions and postoperative problems after surgery. The next stage in the research is to devise a delivery mechanism for large segments of intestine found in horses with severe colic.

Uran Provides \$100,000 for EMC

The Marion duPont Scott Equine Medical Center at Morven Park in Leesburg has received a \$100,000 gift from local philanthropist Irwin W. Uran to support work in the area of emergency medicine and critical care.

Uran, a client and former donor, was straightforward in explaining the motivation for his newest gift.

"I support the Equine Medical Center because I want to know that it is the best horse hospital in the country," said Uran, who owns over 100 animals, including two zebras. "I hope that my giving will motivate others to give."

The Marion duPont Scott Equine Medical Center is in the midst of a \$8.75 million capital campaign which seeks to develop areas of expertise into "Centers of Excellence."

In addition to enhancing the Emergency Medicine Center, other priorities include expanding the services within the Sports Medicine

Center and developing a Veterinary Learning Center.

"The Equine Medical Center is structured upon a foundation of private support, and we are grateful for Mr. Uran's gift," said Director Dr. G. Frederick Fregin. "Private support helps us enhance the quality of care we provide for our clients."

A Word of Thanks from the EMC

Over 300 friends, horse owners and clients responded to our fundraising appeal last summer and to Bert and Diana Firestone's solicitation letter this winter. Your support resulted in over \$35,000 for new equipment and services at the Equine Medical Center. These monies are used to make changes and improvements that directly benefit the patients at the EMC. To everyone who participated we say thank you! You are making a difference!

Making Tomorrow's Gifts Today

Estate and bequest gifts build the foundation for the future. Most people want use of their assets during their lifetime. An estate gift permits this, benefiting the Equine Medical Center after assets are no longer needed.

Taxes are another reason to consider an estate gift. Today the effective rates of federal estate taxes (for estates exceeding \$600,000) range between 37% and 55%. State and local taxes may erode the estate even further.

An estate gift can lower your estate's taxes and place it in a lower marginal estate tax bracket, benefiting both your heirs and the Equine Medical Center. If you would like to request confidential information about planned and estate gifts, please call 703-771-6843.

EMC Part of Virginia Tourism International Promotion Plans

The Marion duPont Scott Equine Medical Center is part of a coalition of organizations led by the Loudoun Tourism Council that have been awarded a \$1.5 million grant from the

Virginia Tourism Corporation to promote Virginia's Horse Country as a tourism destination during the 1998 World Equestrian Games near Dublin, Ireland.

The EMC, Capitol Productions Television, the Loudoun Tourism Council, the Morven Park International Equestrian Center, and the Warrenton/Facquier Visitor Center will work jointly on the development of television programming and promotional strategies to encourage national and international visitors to tour the Old Dominion's "horse country."

Television programming will air on HTS, BBC, RTE, and ABC during the promotion. The Virginia Tourism Corporation has developed an adaptation of Virginia's popular "Virginia is for Lovers" tourism slogan for the campaign.

Signs saying "Virginia is for Horse Lovers" are appearing in selected parts of the Old Dominion.

Practice Management:

continued from page 15

of the turmoil and conflict that can be caused by "closed minds."

"I think that everybody that is here today is here to serve veterinary medicine," he said.

VCA's Pinkleton disagreed with the conventional wisdom expressed in the profession that there is a surplus of veterinarians and suggested that there could be a shortage in the future as more educated pet-owners demand increased veterinary medical services.

VetSmart's Lewis suggested that the entire profession is served when VetSmart's educational advertising creates increased demand for veterinary services. Responding to a question about how VetSmart would handle referral cases to specialty practices, he indicated that VetSmart had no immediate plans to build or acquire specialty practices and would refer as needed to existing referral centers.

Lewis said VetSmart fully supports the research role of tertiary care centers like university-owned veterinary teaching hospitals and advanced care referral centers and would cooperate fully in order to help

Please see **Practice Management:** page 20

The VMRCVM's College Park Campus works closely with the Maryland Department of Agriculture to meet the region's production agriculture needs.



Regionalization Plan Takes Shape To Serve Delmarva Poultry Growers

A signing Ceremony on March 19 marked the first step in a planned inter-agency, tri-state poultry initiative to provide a unified, cost-effective approach to better poultry health services in the important Delmarva broiler-growing area.

Signators to the March 19 Cooperative Agreement were Lewis R. Riley, Maryland Secretary of Agriculture (MDA); Thomas A. Fretz, dean of the College of Agriculture and Natural Resources, University of Maryland at College Park (AGNR); and William D. Hueston, associate dean, College Park campus, Virginia-Maryland Regional College of Veterinary Medicine. (VETMED).

The agreement formalized a research associate position to

coordinate establishment and functioning of a regional poultry diagnostic laboratory system. This position involves a person stationed at VETMED as a University of Maryland employee, but being paid partly by MDA. (100 percent by MDA until June 30; 50 percent thereafter.)

Archibald B. Park, former MDA assistant secretary for Food Safety and Consumer Services, has assumed the research associate position described in the MDA-VETMED Cooperative Agreement. Dr. Park had been an MDA official since 1984, having previously served as state veterinarian. He has spent the last 10 years as an assistant MDA secretary.

In his new position, Park's duties and responsibilities will include identi-

fying potential resources, writing grant proposals, encouraging collaboration among the three state poultry diagnostic laboratories in Delaware, Maryland and Virginia; and providing technical assistance in support of population medicine services to the poultry industry.

A native of Canada, Park holds a BVSc degree from Ontario Veterinary College at the University of Guelph and a DVM from the University of Toronto. Prior to joining MDA, he was a private consultant for several years.

Earlier professional experience included working for the Veterinary Services division of the USDA's Animal and Plant Health Inspection Service (APHIS). He also worked for the National Aeronautics and Space Administration (NASA) and the USDA'S Agricultural Research Service. And he spent six years with General Electric. He had considerable experience as an administrator in an inter-agency basic research program involving remote sensing of plants and soils.

Associate Dean-Maryland Campus William D. Hueston (left) signs the official document formalizing new regional initiative while other signators wait their turn during recent ceremony at the University of Maryland at College Park. Other signators include Thomas A. Fretz (center), dean of the College of Agriculture and Natural Resources at UMCP, and Lewis R. Riley (right), Maryland Secretary of Agriculture. Looking on are Henry A. Virts (left), MDA deputy secretary, and Archibald B. Park, former assistant secretary, who assumed the research associate position established by the MDA-VETMED cooperative agreement.



Practice Management: continued from page 18

advance the profession. "As a profession we should be looking at the top and raising our standards," he said.

VMRCVM Dean Peter Eyre expressed some concern that the evolving trend toward specialization was affecting the caseload at veterinary teaching hospitals and diminishing the breadth of experience available for veterinary students. He expressed the need for veterinary college administrators to evaluate and plan for the "whole

new world of veterinary medicine."


"None of us embraces change very readily," said Eyre, who suggested that college curricula should be changed to include more training in business and marketing and communications to prepare veterinarians for the changing marketplace.

Lewis indicated that PetSmart had engaged a firm to conduct formal research that could identify personal qualities and personality types that

would be useful characteristics for VetSmart veterinarians to possess.

Eyre reiterated his point that the veterinary colleges need to remain current with the dramatic changes affecting the profession to make sure that they are providing the best qualified professionals to serve the needs of society.

"We can not afford to be divorced from this in any way," he said.



In recognition of the growing cooperative relationship in clinical and educational programs with the state of Delaware, the College recently teamed with the Delaware Veterinary Medical Association on an exhibit at the Delaware State Fair in Harrington.



Virginia - Maryland

Virginia-Maryland Regional College of Veterinary Medicine
Virginia Tech, Blacksburg, Virginia 24061

U.S. Postage
PAID
Blacksburg, VA 24060
Permit No 28
NON-PROFIT ORG.

RETURN SERVICE REQUESTED