



US00D490532S

(12) **United States Design Patent** (10) **Patent No.:** **US D490,532 S**
Van Damme (45) **Date of Patent:** **** May 25, 2004**

(54) **NUCLEAR MAGNETIC RESONANCE TUBE CLEANER**

(75) **Inventor:** **Frans M. Van Damme**, Blacksburg, VA (US)

(73) **Assignee:** **Virginia Tech Intellectual Properties Inc.**, Blacksburg, VA (US)

(**) **Term:** **14 Years**

(21) **Appl. No.:** **29/153,016**

(22) **Filed:** **Jan. 7, 2002**

(51) **LOC (7) Cl.** **24-02**

(52) **U.S. Cl.** **D24/232**

(58) **Field of Search** D24/231, 232, D24/216, 158, 133; D10/81; 436/175, 174, 173, 177; 422/64, 102, 912, 914, 913

(56) **References Cited**

U.S. PATENT DOCUMENTS

D183,528 S * 9/1958 Kopp D24/232

OTHER PUBLICATIONS

NMR Tube Utility Washer (upper left of page) p. 1429 Thomas Scientific@2000.*

* cited by examiner

Primary Examiner—Ian Simmons

(74) *Attorney, Agent, or Firm*—Whitham, Curtis & Christofferson P.C.


(57) **CLAIM**

The ornamental design for a nuclear magnetic resonance tube cleaner, as shown and described.

DESCRIPTION

FIG. 1 is a perspective view of an embodiment of a nuclear magnetic resonance tube cleaner; FIG. 2 is a side view thereof; FIG. 3 is a front view thereof; FIG. 4 is a top view thereof; and, FIG. 5 is a bottom view thereof.

1 Claim, 4 Drawing Sheets



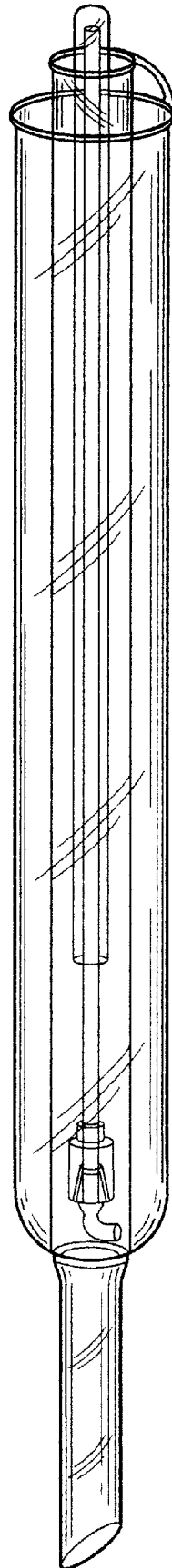


FIG. 1

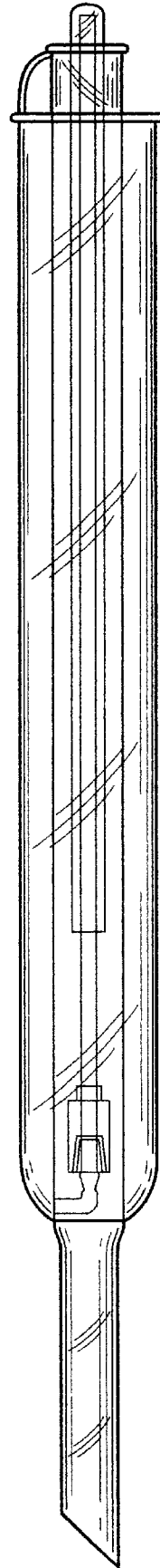


FIG. 2

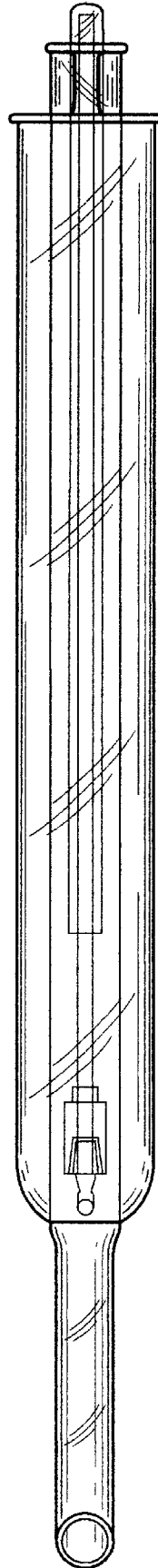


FIG. 3

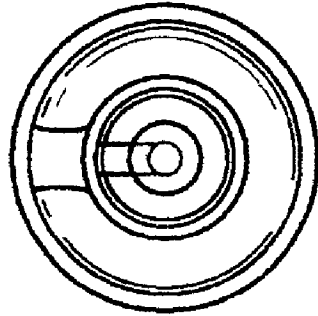


FIG. 4

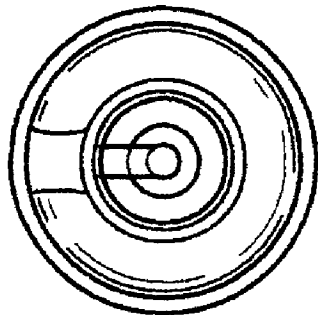


FIG. 5