

Copyright permissions for the following dissertation:

Functionalizing Branched Peptides with Unnatural Amino Acids Toward Targeting HIV-1 RRE
RNA and Microbials

Jessica E. Wynn

July 14, 2016

Dept. of Chemistry, Virginia Tech

Chapter 1

Use of authored publication

Wynn, J.E.; Santos, W.L. HIV-1 drug discovery: targeting folded RNA structures with branched peptides. *Org. Biomol. Chem.* **2015**, *13*, 5848.

Reproduced by permission of the Royal Society of Chemistry

HIV-1 drug discovery: targeting folded RNA structures with branched peptides

J. E. Wynn and W. L. Santos, *Org. Biomol. Chem.*, 2015, **13**, 5848

DOI: 10.1039/C5OB00589B

This article is licensed under a [Creative Commons Attribution-NonCommercial 3.0 Unported Licence](#). Material from this article can be used in other publications provided that the correct acknowledgement is given with the reproduced material and it is not used for commercial purposes.

Reproduced material should be attributed as follows:

- > For reproduction of material from NJC:
[Original citation] - Published by The Royal Society of Chemistry (RSC) on behalf of the Centre National de la Recherche Scientifique (CNRS) and the RSC.
- > For reproduction of material from PCCP:
[Original citation] - Published by the PCCP Owner Societies.
- > For reproduction of material from PPS:
[Original citation] - Published by The Royal Society of Chemistry (RSC) on behalf of the European Society for Photobiology, the European Photochemistry Association, and RSC.
- > For reproduction of material from all other RSC journals:
[Original citation] - Published by The Royal Society of Chemistry.

Information about reproducing material from RSC articles with different licences is available on our [Permission Requests page](#).

Use of figures

Figure 1.1 Reprinted with permission from Nature Publishing Group, a division of Macmillan Publishers Ltd. [Rambaut, A.; Posada, D.; Crandall, K. A.; Holmes, E. C., The causes and consequences of HIV evolution. *Nat. Rev. Genet.* **2004**, 5 (1), 52-61], Copyright 2004.

NATURE PUBLISHING GROUP LICENSE TERMS AND CONDITIONS

Aug 01, 2016

This Agreement between Jessica Wynn ("You") and Nature Publishing Group ("Nature Publishing Group") consists of your license details and the terms and conditions provided by Nature Publishing Group and Copyright Clearance Center.

License Number	3891890796566
License date	Jun 18, 2016
Licensed Content Publisher	Nature Publishing Group
Licensed Content Publication	Nature Reviews Genetics
Licensed Content Title	The causes and consequences of HIV evolution
Licensed Content Author	Andrew Rambaut, David Posada, Keith A. Crandall, Edward C. Holmes
Licensed Content Date	Jan 1, 2004
Licensed Content Volume Number	5
Licensed Content Issue Number	1
Type of Use	reuse in a dissertation / thesis
Requestor type	academic/educational
Format	print and electronic
Portion	figures/tables/illustrations
Number of figures/tables/illustrations	1
High-res required	no
Figures	Figure 1
Author of this NPG article	no
Your reference number	
Title of your thesis / dissertation	Functionalizing Branched Peptides with Unnatural Amino Acids Toward Targeting HIV-1 RRE RNA and Microbials

Figure 1.3 Reprinted with permission from John Wiley and Sons. [Edgcomb, S. P.; Aschrafi, A.; Kompfner, E.; Williamson, J. R.; Gerace, L.; Hennig, M., Protein structure and oligomerization are important for the formation of export-competent HIV-1 Rev-RRE complexes. *Protein Sci.* **2008**, *17* (3), 420-430], Copyright 2008.

**JOHN WILEY AND SONS LICENSE
TERMS AND CONDITIONS**

Aug 01, 2016

This Agreement between Jessica Wynn ("You") and John Wiley and Sons ("John Wiley and Sons") consists of your license details and the terms and conditions provided by John Wiley and Sons and Copyright Clearance Center.

License Number	3891910396616
License date	Jun 18, 2016
Licensed Content Publisher	John Wiley and Sons
Licensed Content Publication	Protein Science
Licensed Content Title	Protein structure and oligomerization are important for the formation of export-competent HIV-1 Rev-RRE complexes
Licensed Content Author	Stephen P. Edgcomb, Angelique Aschrafi, Elizabeth Kompfner, James R. Williamson, Larry Gerace, Mirko Hennig
Licensed Content Date	Jan 2, 2009
Licensed Content Pages	11
Type of use	Dissertation/Thesis
Requestor type	University/Academic
Format	Print and electronic
Portion	Figure/table
Number of figures/tables	1
Original Wiley figure/table number(s)	Figure 3A
Will you be translating?	No
Title of your thesis / dissertation	Functionalizing Branched Peptides with Unnatural Amino Acids Toward Targeting HIV-1 RRE RNA and Microbials
Expected completion date	Jul 2016
Expected size (number of pages)	250
Requestor Location	Jessica Wynn

Figure 1.4 Reprinted with permission from Elsevier. [Malim, M. H.; Tiley, L. S.; McCarn, D. F.; Rusche, J. R.; Hauber, J.; Cullen, B. R., HIV-1 structural gene expression requires binding of the Rev trans-activator to its RNA target sequence. *Cell* **1990**, *60* (4), 675-683], Copyright 1990.

**ELSEVIER LICENSE
TERMS AND CONDITIONS**

Aug 01, 2016

This Agreement between Jessica Wynn ("You") and Elsevier ("Elsevier") consists of your license details and the terms and conditions provided by Elsevier and Copyright Clearance Center.

License Number	3891890391739
License date	Jun 18, 2016
Licensed Content Publisher	Elsevier
Licensed Content Publication	Cell
Licensed Content Title	HIV-1 structural gene expression requires binding of the rev trans-activator to its RNA target sequence
Licensed Content Author	Michael H. Malim, Laurence S. Tiley, David F. McCarn, James R. Rusche, Joachim Hauber, Bryan R. Cullen
Licensed Content Date	23 February 1990
Licensed Content Volume Number	60
Licensed Content Issue Number	4
Licensed Content Pages	9
Start Page	675
End Page	683
Type of Use	reuse in a thesis/dissertation
Portion	figures/tables/illustrations
Number of figures/tables/illustrations	1
Format	both print and electronic
Are you the author of this Elsevier article?	No
Will you be translating?	No
Order reference number	
Original figure numbers	Figure 1
Title of your thesis/dissertation	Functionalizing Branched Peptides with Unnatural Amino Acids Toward Targeting HIV-1 RRE RNA and Microbials
Expected completion date	Jul 2016

Figure 1.5 Reprinted with permission from Elsevier. [Charpentier, B.; Stutz, F.; Rosbash, M., A dynamic in vivo view of the HIV-1 Rev-RRE interaction. *J. Mol. Biol.* **1997**, 266 (5), 950-962], Copyright 1997.

**ELSEVIER LICENSE
TERMS AND CONDITIONS**

Aug 01, 2016

This Agreement between Jessica Wynn ("You") and Elsevier ("Elsevier") consists of your license details and the terms and conditions provided by Elsevier and Copyright Clearance Center.

License Number	3891970579078
License date	Jun 18, 2016
Licensed Content Publisher	Elsevier
Licensed Content Publication	Journal of Molecular Biology
Licensed Content Title	A dynamic in Vivo view of the HIV-1 Rev-RRE interaction ¹¹ Edited by J. Karn
Licensed Content Author	Bruno Charpentier, Françoise Stutz, Michael Rosbash
Licensed Content Date	14 March 1997
Licensed Content Volume Number	266
Licensed Content Issue Number	5
Licensed Content Pages	13
Start Page	950
End Page	962
Type of Use	reuse in a thesis/dissertation
Intended publisher of new work	other
Portion	figures/tables/illustrations
Number of figures/tables/illustrations	1
Format	both print and electronic
Are you the author of this Elsevier article?	No
Will you be translating?	No
Order reference number	
Original figure numbers	Figure 2b
Title of your thesis/dissertation	Functionalizing Branched Peptides with Unnatural Amino Acids Toward Targeting HIV-1 RRE RNA and Microbials

Figure 1.6 Reprinted with permission from eLife under the Creative Commons Attribution license. [Bai, Y.; Tambe, A.; Zhou, K.; Doudna Jennifer, A., RNA-guided assembly of Rev-RRE nuclear export complexes. *eLife* **2014**, *3*, e03656].

<http://creativecommons.org/licenses/by/4.0/legalcode>

Section 2 – Scope.

a. License grant.

1. Subject to the terms and conditions of this Public License, the Licensor hereby grants You a worldwide, royalty-free, non-sublicensable, non-exclusive, irrevocable license to exercise the Licensed Rights in the Licensed Material to:

- A. reproduce and Share the Licensed Material, in whole or in part; and
- B. produce, reproduce, and Share Adapted Material.

2. Exceptions and Limitations. For the avoidance of doubt, where Exceptions and Limitations apply to Your use, this Public License does not apply, and You do not need to comply with its terms and conditions.

3. Term. The term of this Public License is specified in Section 6(a).

4. Media and formats; technical modifications allowed. The Licensor authorizes You to exercise the Licensed Rights in all media and formats whether now known or hereafter created, and to make technical modifications necessary to do so. The Licensor waives and/or agrees not to assert any right or authority to forbid You from making technical modifications necessary to exercise the Licensed Rights, including technical modifications necessary to circumvent Effective Technological Measures. For purposes of this Public License, simply making modifications authorized by this Section 2(a)(4) never produces Adapted Material.

5. Downstream recipients.

A. Offer from the Licensor – Licensed Material. Every recipient of the Licensed Material automatically receives an offer from the Licensor to exercise the Licensed Rights under the terms and conditions of this Public License.

B. No downstream restrictions. You may not offer or impose any additional or different terms or conditions on, or apply any Effective Technological Measures to, the Licensed Material if doing so restricts exercise of the Licensed Rights by any recipient of the Licensed Material.

6. No endorsement. Nothing in this Public License constitutes or may be construed as permission to assert or imply that You are, or that Your use of the Licensed Material is, connected with, or sponsored, endorsed, or granted official status by, the Licensor or others designated to receive attribution as provided in Section 3(a)(1)(A)(i).

b. Other rights.

1. Moral rights, such as the right of integrity, are not licensed under this Public License, nor are publicity, privacy, and/or other similar personality rights; however, to the extent possible, the Licensor waives and/or agrees not to assert any such rights held by the Licensor to the limited extent necessary to allow You to exercise the Licensed Rights, but not otherwise.

2. Patent and trademark rights are not licensed under this Public License.

3. To the extent possible, the Licensor waives any right to collect royalties from You for the exercise of the Licensed Rights, whether directly or through a collecting society under any voluntary or waivable statutory or compulsory licensing scheme. In all other cases the Licensor expressly reserves any right to collect such

Figure 1.7 Reprinted with permission from Elsevier. [Bartel, D. P.; Zapp, M. L.; Green, M. R.; Szostak, J. W., HIV-1 Rev regulation involves recognition of non-Watson-Crick base pairs in viral RNA. *Cell* **1991**, 67 (3), 529-536], Copyright 1991.

**ELSEVIER LICENSE
TERMS AND CONDITIONS**

Aug 01, 2016

This Agreement between Jessica Wynn ("You") and Elsevier ("Elsevier") consists of your license details and the terms and conditions provided by Elsevier and Copyright Clearance Center.

License Number	3891930234421
License date	Jun 18, 2016
Licensed Content Publisher	Elsevier
Licensed Content Publication	Cell
Licensed Content Title	HIV-1 rev regulation involves recognition of non-Watson-Crick base pairs in viral RNA
Licensed Content Author	David P. Bartel, Maria L. Zapp, Michael R. Green, Jack W. Szostak
Licensed Content Date	1 November 1991
Licensed Content Volume Number	67
Licensed Content Issue Number	3
Licensed Content Pages	8
Start Page	529
End Page	536
Type of Use	reuse in a thesis/dissertation
Intended publisher of new work	other
Portion	figures/tables/illustrations
Number of figures/tables/illustrations	1
Format	both print and electronic
Are you the author of this Elsevier article?	No
Will you be translating?	No
Order reference number	
Original figure numbers	Figure 6A
Title of your thesis/dissertation	Functionalizing Branched Peptides with Unnatural Amino Acids Toward Targeting HIV-1 RRE RNA and Microbials

Figure 1.11 Reprinted with permission from American Chemical Society. [Battiste, J. L.; Tan, R.; Frankel, A. D.; Williamson, J. R., Binding of an HIV Rev peptide to Rev responsive element RNA induces formation of purine-purine base pairs. *Biochemistry* **1994**, *33* (10), 2741-2747], Copyright 1994.



RightsLink®

Home

Account Info

Help



ACS Publications
Most Trusted. Most Cited. Most Read.

Title: Binding of an HIV Rev peptide to Rev responsive element RNA induces formation of purine-purine base pairs
Author: John L. Battiste, Ruoying Tan, Alan D. Frankel, et al
Publication: Biochemistry
Publisher: American Chemical Society
Date: Mar 1, 1994
Copyright © 1994, American Chemical Society

Logged in as:
Jessica Wynn
Account #:
3001038335

LOGOUT

PERMISSION/LICENSE IS GRANTED FOR YOUR ORDER AT NO CHARGE

This type of permission/license, instead of the standard Terms & Conditions, is sent to you because no fee is being charged for your order. Please note the following:

- Permission is granted for your request in both print and electronic formats, and translations.
- If figures and/or tables were requested, they may be adapted or used in part.
- Please print this page for your records and send a copy of it to your publisher/graduate school.
- Appropriate credit for the requested material should be given as follows: "Reprinted (adapted) with permission from (COMPLETE REFERENCE CITATION). Copyright (YEAR) American Chemical Society." Insert appropriate information in place of the capitalized words.
- One-time permission is granted only for the use specified in your request. No additional uses are granted (such as derivative works or other editions). For any other uses, please submit a new request.

If credit is given to another source for the material you requested, permission must be obtained from that source.

Figure 1.12 Reprinted with permission from Elsevier. [Peterson, R. D.; Feigon, J., Structural change in Rev responsive element RNA of HIV-1 on binding Rev peptide. *J. Mol. Biol.* **1996**, 264 (5), 863-877], Copyright 1996.

**ELSEVIER LICENSE
TERMS AND CONDITIONS**

Aug 01, 2016

This Agreement between Jessica Wynn ("You") and Elsevier ("Elsevier") consists of your license details and the terms and conditions provided by Elsevier and Copyright Clearance Center.

License Number	3892150497600
License date	Jun 18, 2016
Licensed Content Publisher	Elsevier
Licensed Content Publication	Journal of Molecular Biology
Licensed Content Title	Structural Change in Rev Responsive Element RNA of HIV-1 on Binding Rev Peptide
Licensed Content Author	Robert D. Peterson, Juli Feigon
Licensed Content Date	20 December 1996
Licensed Content Volume Number	264
Licensed Content Issue Number	5
Licensed Content Pages	15
Start Page	863
End Page	877
Type of Use	reuse in a thesis/dissertation
Intended publisher of new work	other
Portion	figures/tables/illustrations
Number of figures/tables/illustrations	2
Format	both print and electronic
Are you the author of this Elsevier article?	No
Will you be translating?	No
Order reference number	
Original figure numbers	Figures 1, 10b
Title of your thesis/dissertation	Functionalizing Branched Peptides with Unnatural Amino Acids Toward Targeting HIV-1 RRE RNA and Microbials

Figure 1.13 Reprinted with permission from AAAS. [Battiste, J. L.; Mao, H.; Rao, N. S.; Tan, R.; Muhandiram, D. R.; Kay, L. E.; Frankel, A. D.; Williamson, J. R., α Helix-RNA major groove recognition in an HIV-1 rev peptide-RRE RNA complex. *Science* **1996**, *273* (5281), 1547-1551], Copyright 1996.

**THE AMERICAN ASSOCIATION FOR THE ADVANCEMENT OF SCIENCE LICENSE
TERMS AND CONDITIONS**

Aug 01, 2016

This Agreement between Jessica Wynn ("You") and The American Association for the Advancement of Science ("The American Association for the Advancement of Science") consists of your license details and the terms and conditions provided by The American Association for the Advancement of Science and Copyright Clearance Center.

License Number	3891990185895
License date	Jun 18, 2016
Licensed Content Publisher	The American Association for the Advancement of Science
Licensed Content Publication	Science
Licensed Content Title	α Helix-RNA Major Groove Recognition in an HIV-1 Rev Peptide-RRE RNA Complex
Licensed Content Author	John L. Battiste,Hongyuan Mao,N. Sambasiva Rao,Ruoying Tan,D. R. Muhandiram,Lewis E. Kay,Alan D. Frankel,James R. Williamson
Licensed Content Date	Sep 13, 1996
Licensed Content Volume Number	273
Licensed Content Issue Number	5281
Volume number	273
Issue number	5281
Type of Use	Thesis / Dissertation
Requestor type	Scientist/individual at a research institution
Format	Print and electronic
Portion	Figure
Number of figures/tables	1
Order reference number	
Title of your thesis / dissertation	Functionalizing Branched Peptides with Unnatural Amino Acids Toward Targeting HIV-1 RRE RNA and Microbials

Figure 1.14 Reprinted with permission from Nature Publishing Group, a division of Macmillian Publishers Ltd. [Ye, X.; Gorin, A.; Ellington, A. D.; Patel, D. J., Deep penetration of an α -helix into a widened RNA major groove in the HIV-1 rev peptide-RNA aptamer complex. *Nat. Struct. Biol.* **1996**, 3 (12), 1026-1033], Copyright 1996.

**NATURE PUBLISHING GROUP LICENSE
TERMS AND CONDITIONS**

Aug 01, 2016

This Agreement between Jessica Wynn ("You") and Nature Publishing Group ("Nature Publishing Group") consists of your license details and the terms and conditions provided by Nature Publishing Group and Copyright Clearance Center.

License Number	3892021503505
License date	Jun 18, 2016
Licensed Content Publisher	Nature Publishing Group
Licensed Content Publication	Nature Structural and Molecular Biology
Licensed Content Title	Deep penetration of an α -helix into a widened RNA major groove in the HIV-1 rev peptide-RNA aptamer complex
Licensed Content Author	Xiaomei Ye, Andrey Gorin, Andrew D. Ellington, Dinshaw J. Patel
Licensed Content Date	Dec 1, 1996
Licensed Content Volume Number	3
Licensed Content Issue Number	12
Type of Use	reuse in a dissertation / thesis
Requestor type	academic/educational
Format	print and electronic
Portion	figures/tables/illustrations
Number of figures/tables/illustrations	1
Figures	Figure 4b
Author of this NPG article	no
Your reference number	
Title of your thesis / dissertation	Functionalizing Branched Peptides with Unnatural Amino Acids Toward Targeting HIV-1 RRE RNA and Microbials
Expected completion date	Jul 2016

Figure 1.15 Reprinted with permission from Elsevier. [Ippolito, J. A.; Steitz, T. A., The Structure of the HIV-1 RRE High Affinity Rev Binding Site at 1.6 Å Resolution. *J. Mol. Biol.* **2000**, 295 (4), 711-717], Copyright 2000.

**ELSEVIER LICENSE
TERMS AND CONDITIONS**

Aug 01, 2016

This Agreement between Jessica Wynn ("You") and Elsevier ("Elsevier") consists of your license details and the terms and conditions provided by Elsevier and Copyright Clearance Center.

License Number	3892490743057
License date	Jun 19, 2016
Licensed Content Publisher	Elsevier
Licensed Content Publication	Journal of Molecular Biology
Licensed Content Title	The structure of the HIV-1 RRE high affinity rev binding site at 1.6 Å resolution1 Edited by I. Tinoco
Licensed Content Author	Joseph A Ippolito, Thomas A Steitz
Licensed Content Date	28 January 2000
Licensed Content Volume Number	295
Licensed Content Issue Number	4
Licensed Content Pages	7
Start Page	711
End Page	717
Type of Use	reuse in a thesis/dissertation
Intended publisher of new work	other
Portion	figures/tables/illustrations
Number of figures/tables/illustrations	2
Format	both print and electronic
Are you the author of this Elsevier article?	No
Will you be translating?	No
Order reference number	
Original figure numbers	Figure 2b, 4a
Title of your thesis/dissertation	Functionalizing Branched Peptides with Unnatural Amino Acids Toward Targeting HIV-1 RRE RNA and Microbials

Figure 1.16 Reprinted with permission from Elsevier. [Jain, C.; Belasco, J. G., Structural model for the cooperative assembly of HIV-1 Rev multimers on the RRE as deduced from analysis of assembly-defective mutants. *Mol. Cell* **2001**, 7 (3), 603-614], Copyright 2001.

**ELSEVIER LICENSE
TERMS AND CONDITIONS**

Aug 01, 2016


This Agreement between Jessica Wynn ("You") and Elsevier ("Elsevier") consists of your license details and the terms and conditions provided by Elsevier and Copyright Clearance Center.

License Number	3893410377002
License date	Jun 20, 2016
Licensed Content Publisher	Elsevier
Licensed Content Publication	Molecular Cell
Licensed Content Title	Structural Model for the Cooperative Assembly of HIV-1 Rev Multimers on the RRE as Deduced from Analysis of Assembly-Defective Mutants
Licensed Content Author	Chaitanya Jain, Joel G Belasco
Licensed Content Date	1 March 2001
Licensed Content Volume Number	7
Licensed Content Issue Number	3
Licensed Content Pages	12
Start Page	603
End Page	614
Type of Use	reuse in a thesis/dissertation
Intended publisher of new work	other
Portion	figures/tables/illustrations
Number of figures/tables/illustrations	1
Format	both print and electronic
Are you the author of this Elsevier article?	No
Will you be translating?	No
Order reference number	
Original figure numbers	Figure 5
Title of your	Functionalizing Branched Peptides with Unnatural Amino Acids

Figure 1.17 Reprinted with permission from National Academy of Sciences, USA. [DiMattia, M. A.; Watts, N. R.; Stahl, S. J.; Rader, C.; Wingfield, P. T.; Stuart, D. I.; Steven, A. C.; Grimes, J. M., Implications of the HIV-1 Rev dimer structure at 3.2 Å resolution for multimeric binding to the Rev response element. *Proc. Nat. Acad. Sci. U. S. A.* **2010**, *107* (13), 5810-5814], Copyright 2010.

PNAS

About PNAS

- Free Content
- Special Features
- Colloquium Papers
- Developing Countries With Free Access to PNAS Online
- Marketing Brochure
- RSS Feeds 
- About Direct Submission
- Reprints
- Rights and Permissions**
- Author Rights and Permissions Frequently Asked Questions
- Frequently Asked Questions
- PNAS Portals
- PNAS Full-Text App
- Android App Permissions

Rights and Permissions

Beginning with articles submitted in Volume 106 (2009) the author(s) retains copyright to individual articles, and the National Academy of Sciences of the United States of America retains an exclusive license to publish these articles and holds copyright to the collective work. Volumes 90–105 (1993–2008) copyright © by the National Academy of Sciences. Volumes 1–89 (1915–1992), the author(s) retains copyright to individual articles, and the National Academy of Sciences holds copyright to the collective work.

The PNAS listing on the Sherpa RoMEO publisher copyright policies & self-archiving detail pages can be found [here](#).

Requests for Permission to Reprint

Requests for permission should be made in writing. For the fastest response time, please send your request via email to PNASPermissions@nas.edu. If necessary, requests may be faxed to 202-334-2739 or mailed to:

PNAS Permissions Editor
500 Fifth Street, NW
NAS 340
Washington, DC 20001 USA

Anyone may, without requesting permission, use original figures or tables published in PNAS for noncommercial and educational use (i.e., in a review article, in a book that is not for sale) provided that the original source and the applicable copyright notice are cited.

For permission to reprint material in volumes 1–89 (1915–1992), requests should be addressed to the original authors, who hold the copyright. The full journal reference must be cited.

Figure 1.18 Reprinted with permission from Nature Publishing Group, a division of Macmillan Publishers Ltd . [Daugherty, M. D.; Liu, B.; Frankel, A. D., Structural basis for cooperative RNA binding and export complex assembly by HIV Rev. *Nat. Struct. Mol. Biol.* **2010**, *17* (11), 1337-1342], Copyright 2010.

**NATURE PUBLISHING GROUP LICENSE
TERMS AND CONDITIONS**

Aug 01, 2016

This Agreement between Jessica Wynn ("You") and Nature Publishing Group ("Nature Publishing Group") consists of your license details and the terms and conditions provided by Nature Publishing Group and Copyright Clearance Center.

License Number	3892521262378
License date	Jun 19, 2016
Licensed Content Publisher	Nature Publishing Group
Licensed Content Publication	Nature Structural and Molecular Biology
Licensed Content Title	Structural basis for cooperative RNA binding and export complex assembly by HIV Rev
Licensed Content Author	Matthew D Daugherty, Bella Liu, Alan D Frankel
Licensed Content Date	Oct 17, 2010
Licensed Content Volume Number	17
Licensed Content Issue Number	11
Type of Use	reuse in a dissertation / thesis
Requestor type	academic/educational
Format	print and electronic
Portion	figures/tables/illustrations
Number of figures/tables/illustrations	2
High-res required	no
Figures	Figure 3e, 4c
Author of this NPG article	no
Your reference number	
Title of your thesis / dissertation	Functionalizing Branched Peptides with Unnatural Amino Acids Toward Targeting HIV-1 RRE RNA and Microbials

Figure 1.19 Reprinted with permission from Elsevier. [Fang, X.; Wang, J.; O'Carroll, Ina P.; Mitchell, M.; Zuo, X.; Wang, Y.; Yu, P.; Liu, Y.; Rausch, Jason W.; Dyba, Marzena A.; Kjems, J.; Schwieters, Charles D.; Seifert, S.; Winans, Randall E.; Watts, Norman R.; Stahl, Stephen J.; Wingfield, Paul T.; Byrd, R. A.; Le Grice, Stuart F. J.; Rein, A.; Wang, Y.-X., An Unusual Topological Structure of the HIV-1 Rev Response Element. *Cell* **2013**, *155* (3), 594-605], Copyright 2013.

**ELSEVIER LICENSE
TERMS AND CONDITIONS**

Aug 01, 2016

This Agreement between Jessica Wynn ("You") and Elsevier ("Elsevier") consists of your license details and the terms and conditions provided by Elsevier and Copyright Clearance Center.

License Number	3893430678752
License date	Jun 21, 2016
Licensed Content Publisher	Elsevier
Licensed Content Publication	Cell
Licensed Content Title	An Unusual Topological Structure of the HIV-1 Rev Response Element
Licensed Content Author	Xianyang Fang, Jinbu Wang, Ina P. O'Carroll, Michelle Mitchell, Xiaobing Zuo, Yi Wang, Ping Yu, Yu Liu, Jason W. Rausch, Marzena A. Dyba, Jørgen Kjems, Charles D. Schwieters, Soenke Seifert, Randall E. Winans, Norman R. Watts, Stephen J. Stahl, Paul T. Wingfield et al.
Licensed Content Date	24 October 2013
Licensed Content Volume Number	155
Licensed Content Issue Number	3
Licensed Content Pages	12
Start Page	594
End Page	605
Type of Use	reuse in a thesis/dissertation
Intended publisher of new work	other
Portion	figures/tables/illustrations
Number of figures/tables/illustrations	1
Format	both print and electronic
Are you the author of this Elsevier article?	No
Will you be translating?	No
Order reference number	
Original figure numbers	Figure S2F
Title of your thesis/dissertation	Functionalizing Branched Peptides with Unnatural Amino Acids Toward Targeting HIV-1 RRE RNA and Microbials

Figure 1.20 Reprinted with permission from eLife under the Creative Commons Attribution license. [Bai, Y.; Tambe, A.; Zhou, K.; Doudna Jennifer, A., RNA-guided assembly of Rev-RRE nuclear export complexes. *eLife* **2014**, *3*, e03656].

<http://creativecommons.org/licenses/by/4.0/legalcode>

Figure 1.21 Reprinted with permission from eLife under the Creative Commons Attribution license. [Jayaraman, B.; Crosby David, C.; Homer, C.; Ribeiro, I.; Mavor, D.; Frankel Alan, D., RNA-directed remodeling of the HIV-1 protein Rev orchestrates assembly of the Rev-Rev response element complex. *eLife* **2014**, *3*, e04120].

<http://creativecommons.org/licenses/by/4.0/legalcode>

Figure 1.22 Reprinted with permission from eLife under the Creative Commons Attribution license. [Jayaraman, B.; Crosby David, C.; Homer, C.; Ribeiro, I.; Mavor, D.; Frankel Alan, D., RNA-directed remodeling of the HIV-1 protein Rev orchestrates assembly of the Rev-Rev response element complex. *eLife* **2014**, *3*, e04120].

<http://creativecommons.org/licenses/by/4.0/legalcode>

Section 2 – Scope.

a. License grant

1. Subject to the terms and conditions of this Public License, the Licensor hereby grants You a worldwide, royalty-free, non-sublicensable, non-exclusive, irrevocable license to exercise the Licensed Rights in the Licensed Material to:
 - A. reproduce and Share the Licensed Material, in whole or in part; and
 - B. produce, reproduce, and Share Adapted Material.
2. **Exceptions and Limitations.** For the avoidance of doubt, where Exceptions and Limitations apply to Your use, this Public License does not apply, and You do not need to comply with its terms and conditions.
3. **Term.** The term of this Public License is specified in Section 6(a).
4. **Media and formats; technical modifications allowed.** The Licensor authorizes You to exercise the Licensed Rights in all media and formats whether now known or hereafter created, and to make technical modifications necessary to do so. The Licensor waives and/or agrees not to assert any right or authority to forbid You from making technical modifications necessary to exercise the Licensed Rights, including technical modifications necessary to circumvent Effective Technological Measures. For purposes of this Public License, simply making modifications authorized by this Section 2(a)(4) never produces Adapted Material.
5. **Downstream recipients.**
 - A. **Offer from the Licensor – Licensed Material.** Every recipient of the Licensed Material automatically receives an offer from the Licensor to exercise the Licensed Rights under the terms and conditions of this Public License.
 - B. **No downstream restrictions.** You may not offer or impose any additional or different terms or conditions on, or apply any Effective Technological Measures to, the Licensed Material if doing so restricts exercise of the Licensed Rights by any recipient of the Licensed Material.
6. **No endorsement.** Nothing in this Public License constitutes or may be construed as permission to assert or imply that You are, or that Your use of the Licensed Material is, connected with, or sponsored, endorsed, or granted official status by, the Licensor or others designated to receive attribution as provided in Section 3(a)(1)(A)(i).

b. Other rights.

1. Moral rights, such as the right of integrity, are not licensed under this Public License, nor are publicity, privacy, and/or other similar personality rights; however, to the extent possible, the Licensor waives and/or agrees not to assert any such rights held by the Licensor to the limited extent necessary to allow You to exercise the Licensed Rights, but not otherwise.
2. Patent and trademark rights are not licensed under this Public License.
3. To the extent possible, the Licensor waives any right to collect royalties from You for the exercise of the Licensed Rights, whether directly or through a collecting society under any voluntary or waivable statutory or compulsory licensing scheme. In all other cases the Licensor expressly reserves any right to collect such

Figure 1.24 Reprinted with permission from Elsevier and Nature Publishing Group, a division of Macmillan Publishers Ltd. [Zhang, Q.; Harada, K.; Cho, H. S.; Frankel, A. D.; Wemmer, D. E., Structural characterization of the complex of the Rev response element RNA with a selected peptide. *Chem. Biol.* **2001**, 8 (5), 511-520], Copyright 2001. [Gosser, Y.; Hermann, T.; Majumdar, A.; Hu, W.; Frederick, R.; Jiang, F.; Xu, W.; Patel, D. J., Peptide-triggered conformational switch in HIV-1 RRE RNA complexes. *Nat. Struct. Biol.* **2001**, 8 (2), 146-150], Copyright 2001.

**ELSEVIER LICENSE
TERMS AND CONDITIONS**

Aug 01, 2016

This Agreement between Jessica Wynn ("You") and Elsevier ("Elsevier") consists of your license details and the terms and conditions provided by Elsevier and Copyright Clearance Center.

License Number	3894871359619
License date	Jun 23, 2016
Licensed Content Publisher	Elsevier
Licensed Content Publication	Chemistry & Biology
Licensed Content Title	Structural characterization of the complex of the Rev response element RNA with a selected peptide
Licensed Content Author	Qing Zhang, Kazuo Harada, Ho S Cho, Alan D Frankel, David E Wemmer
Licensed Content Date	May 2001
Licensed Content Volume Number	8
Licensed Content Issue Number	5
Licensed Content Pages	10
Start Page	511
End Page	520
Type of Use	reuse in a thesis/dissertation
Intended publisher of new work	other
Portion	figures/tables/illustrations
Number of figures/tables/illustrations	1
Format	both print and electronic
Are you the author of this Elsevier article?	No
Will you be translating?	No
Order reference number	
Original figure numbers	Figure 5
Title of your thesis/dissertation	Functionalizing Branched Peptides with Unnatural Amino Acids Toward Targeting HIV-1 RRE RNA and Microbials

**NATURE PUBLISHING GROUP LICENSE
TERMS AND CONDITIONS**

Aug 01, 2016

This Agreement between Jessica Wynn ("You") and Nature Publishing Group ("Nature Publishing Group") consists of your license details and the terms and conditions provided by Nature Publishing Group and Copyright Clearance Center.

License Number	3894871162023
License date	Jun 23, 2016
Licensed Content Publisher	Nature Publishing Group
Licensed Content Publication	Nature Structural and Molecular Biology
Licensed Content Title	Peptide-triggered conformational switch in HIV-1 RRE RNA complexes
Licensed Content Author	Yuying Gosser, Thomas Hermann, Ananya Majumdar, Weidong Hu, Ronnie Frederick et al.
Licensed Content Date	Feb 1, 2001
Licensed Content Volume Number	8
Licensed Content Issue Number	2
Type of Use	reuse in a dissertation / thesis
Requestor type	academic/educational
Format	print and electronic
Portion	figures/tables/illustrations
Number of figures/tables/illustrations	1
Figures	Figure 2
Author of this NPG article	no
Your reference number	
Title of your thesis / dissertation	Functionalizing Branched Peptides with Unnatural Amino Acids Toward Targeting HIV-1 RRE RNA and Microbials

Chapter 2

Use of authored publications

Zhang, W.; Bryson, D. I.; Crumpton, J. B.; **Wynn, J.**; Santos, W. L. Branched Peptide Boronic Acids (BPBAs): A Novel Mode of Binding Towards RNA. *Chem. Commun.* **2013**, *49*, 2436.

Reproduced by permission of the Royal Society of Chemistry

Branched peptideboronic acids (BPBAs): a novel mode of binding towards RNA

W. Zhang, D. I. Bryson, J. B. Crumpton, J. Wynn and W. L. Santos, *Chem. Commun.*, 2013, **49**, 2436

DOI: 10.1039/C3CC00243H

This article is licensed under a [Creative Commons Attribution-NonCommercial 3.0 Unported Licence](#). Material from this article can be used in other publications provided that the correct acknowledgement is given with the reproduced material and it is not used for commercial purposes.

Reproduced material should be attributed as follows:

- > For reproduction of material from NJC:
[Original citation] - Published by The Royal Society of Chemistry (RSC) on behalf of the Centre National de la Recherche Scientifique (CNRS) and the RSC.
- > For reproduction of material from PCCP:
[Original citation] - Published by the PCCP Owner Societies.
- > For reproduction of material from PPS:
[Original citation] - Published by The Royal Society of Chemistry (RSC) on behalf of the European Society for Photobiology, the European Photochemistry Association, and RSC.
- > For reproduction of material from all other RSC journals:
[Original citation] - Published by The Royal Society of Chemistry.

Information about reproducing material from RSC articles with different licences is available on our [Permission Requests page](#).

Zhang, W.; Bryson, D. I.; Crumpton, J. B.; **Wynn, J.**; Santos, W. L. Targeting folded RNA: A branched peptide boronic acid that binds to large surface area of HIV-1 RRE RNA. *Org. Biomol. Chem.* **2013**, *11*, 6263

Reproduced by permission of the Royal Society of Chemistry

Targeting folded RNA: a branched peptideboronic acid that binds to a large surface area of HIV-1 RRE RNA

W. Zhang, D. I. Bryson, J. B. Crumpton, J. Wynn and W. L. Santos, *Org. Biomol. Chem.*, 2013, **11**, 6263

DOI: 10.1039/C3OB41053F

This article is licensed under a [Creative Commons Attribution-NonCommercial 3.0 Unported Licence](#). Material from this article can be used in other publications provided that the correct acknowledgement is given with the reproduced material and it is not used for commercial purposes.

Reproduced material should be attributed as follows:

- > For reproduction of material from NJC:
[Original citation] - Published by The Royal Society of Chemistry (RSC) on behalf of the Centre National de la Recherche Scientifique (CNRS) and the RSC.
- > For reproduction of material from PCCP:
[Original citation] - Published by the PCCP Owner Societies.
- > For reproduction of material from PPS:
[Original citation] - Published by The Royal Society of Chemistry (RSC) on behalf of the European Society for Photobiology, the European Photochemistry Association, and RSC.
- > For reproduction of material from all other RSC journals:
[Original citation] - Published by The Royal Society of Chemistry.

Information about reproducing material from RSC articles with different licences is available on our [Permission Requests page](#).

Chapter 3

Use of authored publication

Wynn, J. E.; Zhang, W.; Tebit, D. M.; Gray, L. R.; Hammarskjold, M.-L.; Rekosh, D.; Santos, W. L. Characterization and *in vitro* activity of a branched peptide boronic acid that interacts with HIV-1 RRE RNA. *Bioorg. Med. Chem.* **2016**, In Press, Corrected Proof, DOI:10.1016/j.bmc.2016.04.009

Reproduced by permission of Elsevier

ELSEVIER LICENSE TERMS AND CONDITIONS

Aug 01, 2016

This Agreement between Jessica Wynn ("You") and Elsevier ("Elsevier") consists of your license details and the terms and conditions provided by Elsevier and Copyright Clearance Center.

License Number	3898591300210
License date	Jun 21, 2016
Licensed Content Publisher	Elsevier
Licensed Content Publication	Bioorganic & Medicinal Chemistry
Licensed Content Title	Characterization and <i>in vitro</i> activity of a branched peptide boronic acid that interacts with HIV-1 RRE RNA
Licensed Content Author	Jessica E. Wynn,Wenyu Zhang,Denis M. Tebit,Laurie R. Gray,Marie-Louise Hammarskjold,David Rekosh,Webster L. Santos
Licensed Content Date	Available online 5 April 2016
Licensed Content Volume Number	n/a
Licensed Content Issue Number	n/a
Licensed Content Pages	1
Start Page	
End Page	
Type of Use	reuse in a thesis/dissertation
Intended publisher of new work	other
Portion	full article
Format	both print and electronic
Are you the author of this Elsevier article?	Yes
Will you be translating?	No
Order reference number	
Title of your thesis/dissertation	Functionalizing Branched Peptides with Unnatural Amino Acids Toward Targeting HIV-1 RRE RNA and Microbials

Chapter 4

Use of authored publication

Wynn, J. E. ; Zhang, W. ; Tebit, D. M.; Gray, L. R.; Hammarskjold, M.-L.; Rekosh, D.; Santos, W. L. Effect of Intercalator and Lewis Acid-base Branched Peptide Complex Formation: Boosting Affinity Towards HIV-1 RRE RNA, *Med. Chem. Commun.* **2016**, *7*, 1436.

Reproduced by permission of the Royal Society of Chemistry

Effect of intercalator and Lewis acid–base branched peptide complex formation: boosting affinity towards HIV-1 RRE RNA

J. E. Wynn, W. Zhang, D. M. Tebit, L. R. Gray, M. Hammarskjold, D. Rekosh and W. L. Santos, *Med. Chem. Commun.*, 2016, *7*, 1436

DOI: 10.1039/C6MD00171H

If you are not the author of this article and you wish to reproduce material from it in a third party non-RSC publication you must formally request permission using RightsLink. Go to our [Instructions for using RightsLink page](#) for details.

Authors contributing to RSC publications (journal articles, books or book chapters) do not need to formally request permission to reproduce material contained in this article provided that the correct acknowledgement is given with the reproduced material.

Reproduced material should be attributed as follows:

- > For reproduction of material from NJC:
Reproduced from Ref. XX with permission from the Centre National de la Recherche Scientifique (CNRS) and The Royal Society of Chemistry.
- > For reproduction of material from PCCP:
Reproduced from Ref. XX with permission from the PCCP Owner Societies.
- > For reproduction of material from PPS:
Reproduced from Ref. XX with permission from the European Society for Photobiology, the European Photochemistry Association, and The Royal Society of Chemistry.




Chapter 5


No copyright permissions

Chapter 6

Use of figures

Figure 6.11B. Reprinted with permission from the American Chemical Society. [Lacourciere, K. A.; Stivers, J. T.; Marino, J. P., Mechanism of Neomycin and Rev Peptide Binding to the Rev Responsive Element of HIV-1 As Determined by Fluorescence and NMR Spectroscopy. *Biochemistry* **2000**, *39* (19), 5630-5641], Copyright 2000.

HomeCreate AccountHelp Live Chat

 **ACS Publications**
Most Trusted. Most Cited. Most Read.

Title: Mechanism of Neomycin and Rev Peptide Binding to the Rev Responsive Element of HIV-1 As Determined by Fluorescence and NMR Spectroscopy

Author: Karen A. Lacourciere, James T. Stivers, John P. Marino

Publication: Biochemistry

Publisher: American Chemical Society

Date: May 1, 2001

Copyright © 2000, American Chemical Society

[LOGIN](#)

If you're a [copyright.com](#) user, you can login to RightsLink using your [copyright.com](#) credentials. Already a [RightsLink](#) user or want to [learn more?](#)

PERMISSION/LICENSE IS GRANTED FOR YOUR ORDER AT NO CHARGE

This type of permission/license, instead of the standard Terms & Conditions, is sent to you because no fee is being charged for your order. Please note the following:

- Permission is granted for your request in both print and electronic formats, and translations.
- If figures and/or tables were requested, they may be adapted or used in part.
- Please print this page for your records and send a copy of it to your publisher/graduate school.
- Appropriate credit for the requested material should be given as follows: "Reprinted (adapted) with permission from (COMPLETE REFERENCE CITATION). Copyright (YEAR) American Chemical Society." Insert appropriate information in place of the capitalized words.
- One-time permission is granted only for the use specified in your request. No additional uses are granted (such as derivative works or other editions). For any other uses, please submit a new request.

If credit is given to another source for the material you requested, permission must be obtained from that source.