

- *A Look at Gender Trends in Animal Science Fields*
- *Comparing Student and Faculty Headcounts in Animal Science Fields*
- *Comparing Gender in Faculty in Animal Science Fields*



*A Monthly Insight into the USDA's Food and Agricultural Education Information System*

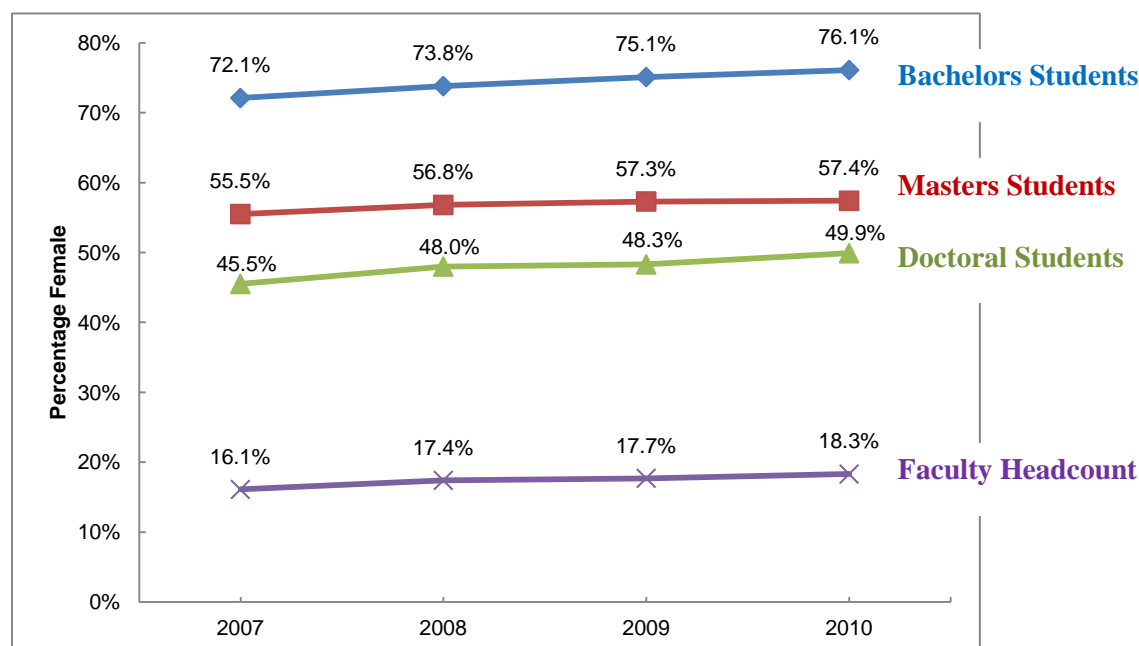
# FAEIS News

## A Look at Gender Trends in Animal Science Fields

This newsletter investigates the gender breakdown for students and faculty in higher education programs in **Animal Science-Related Areas**, specifically the gender breakdown for students and faculty in academic programs in this area. We examined the gender breakdown for students and faculty members in Animal Science-related fields. We analyzed the percentage of female students enrolled in Bachelors, Masters, and Doctoral degree programs. We also calculated the percentage of female faculty members in Animal science-related programs. We analyzed student and faculty data from 30 institutions that provided gender data for the reporting years of 2007 – 2010.

On average, the majority of Bachelors students (74.3%) and Masters students (56.8%) tended to be female ((Figure 1). On average, about 47.9% of Doctoral students were female, and only 17.4% of faculty members were female. From 2007 to 2010, the percentage of female students in Bachelors programs increased **4.0%**, the percentage of female students in Masters programs increased **1.9%**, and the percentage of female students in Doctoral programs increased **4.4%**. From 2007 to 2010, the percentage of female faculty members in Animal Science-related programs increased by **2.2%**. Review the detailed reports of 30 Land-grant institutions included in the analysis for [Bachelors enrollment](#), [Masters enrollment](#), [Doctoral enrollment](#), and [faculty headcount](#).

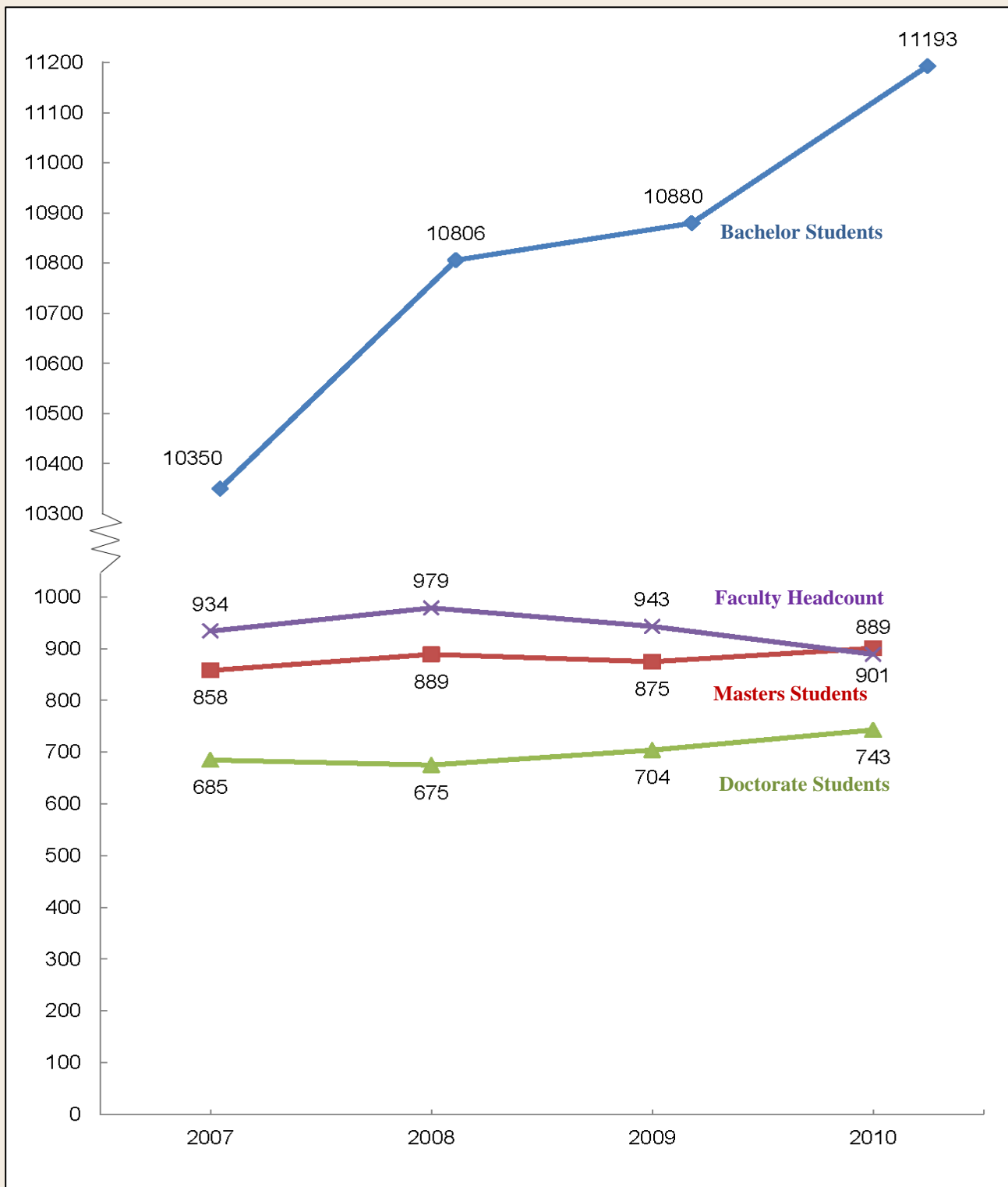
**Figure 1.** Percentage of *Female* Student Enrollment and Faculty Headcount in Animal Sciences in Selected Institutions (n=30)



## Comparing Student and Faculty Headcounts in Animal Science Fields

Figure 2 offers the graduate student enrollment and faculty member headcount for the reporting years. The number of Bachelors students in Animal Science-related programs increased **8.1%** between 2007 and 2010. The number of Masters students in Animal Science-related programs increased **5.0%** between 2007 and 2010. The number of Doctoral students in Animal Science-related programs increased **8.5%** between 2007 and 2010. The number of faculty members in Animal Science-related programs decreased **4.8%** between 2007 and 2010. Review the detailed reports of 30 Land-grant institutions included in the analysis for [Bachelors enrollment](#), [Masters enrollment](#), [Doctoral enrollment](#), and [faculty headcount](#).

**Figure 2. Headcount** of Student Enrollment (BS, MS, PhD) and Faculty in Animal Science in Selected Land-grant Institutions (n=30)

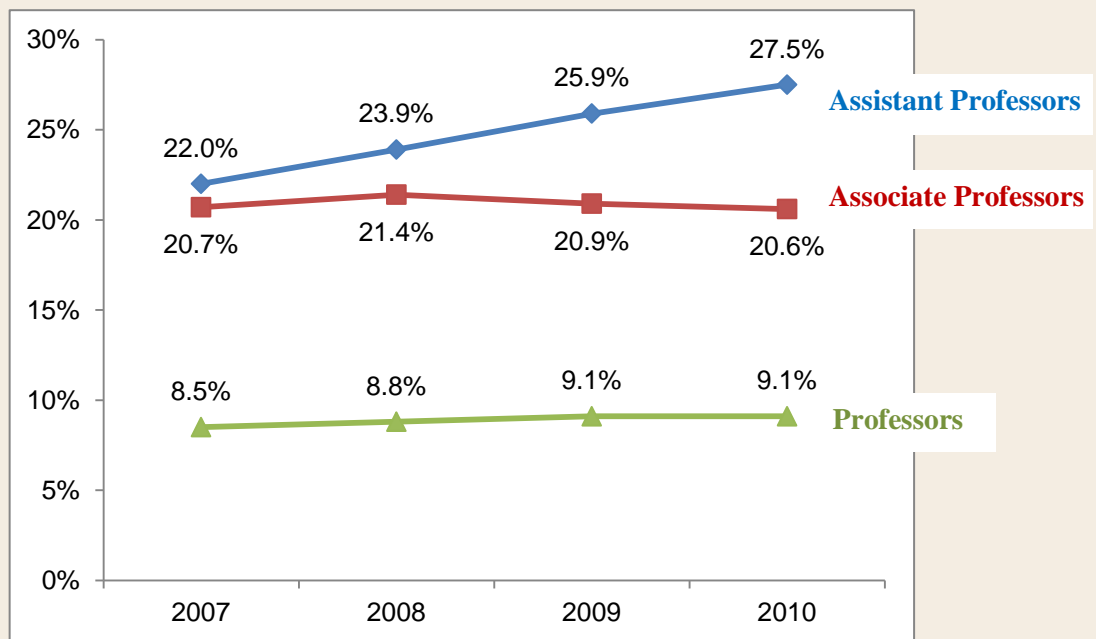




### Comparing Gender and Rank for Faculty in Animal Science Fields

Trends were also found in the percentage of female faculty members in Animal Science-related programs in terms of rank (Figure 3). The percentage of female faculty ranked as assistant professors increased 5.5% from 2007 to 2010. The percentage of female faculty at the associate level decreased .1%, and the percentage of female faculty at the professor level increased .6%. On average, more faculty members at the assistant professor level were female (24.8%), than at the associate professor level (20.9%) or the professor level (8.9%). Review the detailed reports of 30 Land-grant institutions included in the analysis for [assistant professor headcount](#), [associate professor headcount](#), and [professor headcount](#).

**Figure 3.** Percentage of *Female* Faculty Members at Different Rank in Animal Science in Selected Institutions (n=30)



## Academic Disciplines in Animal Science Studies

We included select Land-grant institutions that provided enrollment, degree, and faculty data consistently for the four years of 2007-2010. In total, we included 30 Land-grant institutions (1862 and 1890 institutions) in the analysis. All 30 institutions provided data for faculty in Animal Science disciplines.

All 30 institutions in the analysis have Bachelors programs in Animal Science-related programs. Only 29 institutions have Masters programs. Langston University did not have a Masters program. Only 27 institutions have Doctoral programs. The following institutions did not have Doctoral programs: Fort Valley State University, Langston University, and University of Nevada, Reno.

Ten FAEIS CIP codes are included in our analysis on Animal Science studies at Land-grant institutions. The analysis in this newsletter included the following CIP codes:

- 01.0901 – Animal Sciences, General
- 01.0902 – Agricultural Animal Breeding
- 01.0903 – Animal Health
- 01.0904 – Animal Nutrition
- 01.0905 – Dairy Science
- 01.0906 – Livestock Management
- 01.0907 – Poultry Science
- 01.0999 – Animal Sciences, Other
- 26.0702 – Entomology
- 51.1104 – Pre-Veterinary Studies



*Photo courtesy of Jim Stroup*

A review of the FAEIS College Enrollment Surveys for program changes in agricultural and applied economics programs between 2007 and 2010 indicates ten institutions added programs in this area and eight institutions dropped programs in this area.

On behalf of USDA-NIFA and our partner organizations, the FAEIS team says THANK YOU to all who have contributed their time and data to make this report possible.



*Photo courtesy of John McCormick*

## Contributors >>>

### *Editors*

*Dr. Mary A. Marchant*  
*Bill Richardson*  
*Dr. Eric Smith*  
*Dr. Eric Vance*  
*Dr. Timothy P. Mack*

### *Data Analyst and Graphic Designer*

*Lisa Hightower*

### *The FAEIS Team*

*Bill Richardson*  
*Dr. Mary A. Marchant*  
*Dr. Eric Smith*  
*Dr. Eric Vance*  
*Dr. Timothy P. Mack*  
*Michael Albanese*  
*Conor Cadden*  
*Lisa Hightower*  
*Michael Paquette*  
*Anupa Sharma*

### *Photos provided by*

*John McCormick*  
*Jim Stroup*  
*Kelsey Kradel*