

LD
5655
A761
M117
no. 506
C. 2

Recommended by Katherine Habel
Extension Specialist
Home Furnishings
CRAFT SHEET NO. 5

Publication No. MK-506

TEXTURE

LEVEL I




TEXTURE

V.P.I. & S.U. LIBRARY

1980

BLACKSBURG VIRGINIA




Texture is the way something
feels or looks like it feels.
It's on top — on the surface.
High places are light;
low places are dark.

TEXTURE

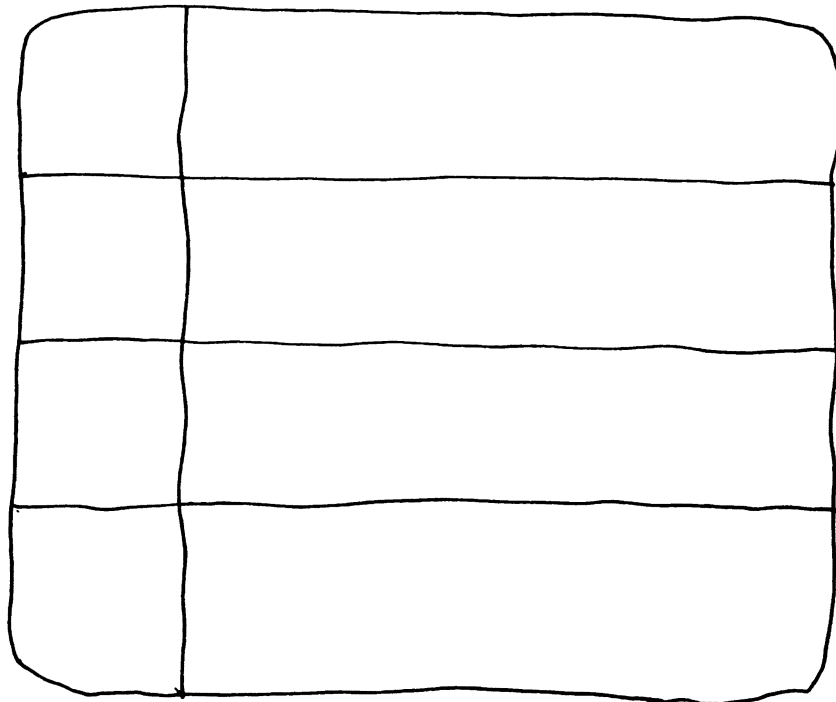
can be seen
as

PATTERN

take a shape
or a set of lines
and repeat over
and over quite
close together.
Change sizes
but not shape.




CREATE-A-PATTERN



Practice looking at the patterns
in the textures of everything
around you.

rocks — leaves — wood — clothes — animals

What Can You Do With



TEXTURE ?

RUB A DOUBLE DESIGN

You will need:

- Fabric crayons.
- Strong paper such as drawing paper.
- Large man's white handkerchief made of at least 50% synthetic fiber.
- Scissors.
- Iron and ironing board.

Find a hard surface with an interesting pattern.

Put paper over your find and rub firmly with crayon.



Potato
masher



slotted
spoon







ventilator
grill

For your design:

- Make many rubbings of interesting patterns and textures.
- Spread your rubbings on the floor so you can see all the designs at one time.
- Select two or three that have something in common like all roundish shapes. Use these for your "double design" project.


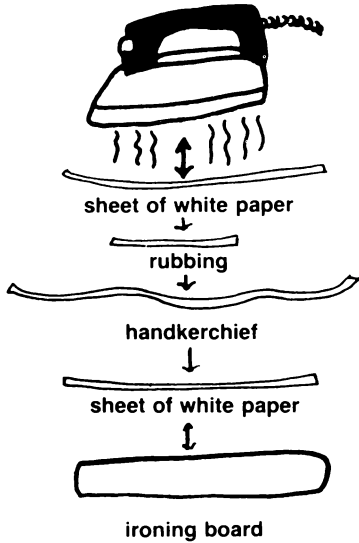
TRANSFER YOUR RUBBING

Follow the same directions for a Tee-shirt project.

 <p>set at "synthetic"</p>	<ul style="list-style-type: none"> • Cut your designs out of the rubbings you selected. There will be crumbs of crayon or smudges that you do not wish to transfer to the fabric. 
 <p>handkerchief</p>	
 <p>transfer cut-out of rubbing</p>	

Note:

If you want to use regular crayons you make the rubbing directly on the fabric. Experiment on paper first to find the pattern and texture that work.

<ul style="list-style-type: none"> • Put your rubbing in place and hold heated iron on the paper, moving slightly. Lift one edge to see if transfer is taking place. 	<p>How many ways can you use your double design?</p> 
 <p>sheet of white paper</p> <p>rubbing</p> <p>handkerchief</p> <p>sheet of white paper</p> <p>ironing board</p>	

- The designs are washable when made with fabric crayons. Wash separately.