

LD
5655
A761
M117
no.353
1975
C.2

EXTENSION DIVISION
VIRGINIA POLYTECHNIC INSTITUTE
AND STATE UNIVERSITY

MK-353
Reprint March 1975

Furnishing the Home on a "Shoestring"

A comfortable and attractive home can help the whole family develop a sense of pride in their surroundings. When budgets are limited, we have a greater opportunity to use our own creative ideas to provide the needed furnishings which will make our homes comfortable for our families and also attractive to live in.

Our most urgent needs in furnishings are for sleeping, bathing, eating, sitting, and storage. We also need items to add further comfort and beauty such as curtains, rugs, lamps, and other accessories.

Ideas in this publication are intended to help you provide some of these needs at little cost.

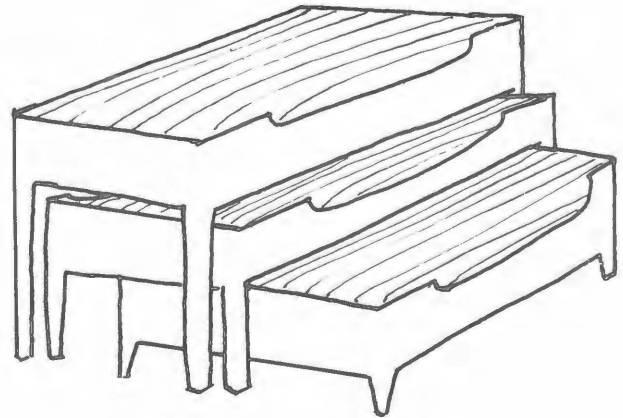

Beds and Sleeping Space

If possible, comfortable mattresses and springs should be provided for all the family, especially the adults. Frames to support springs and mattress are inexpensive and can substitute for a regular bedstead.

If space is a problem, stacked beds may be made. The frames should be made in graduated heights so each one will roll under the one above it. During the day, they stack together to give more floor space. Ticking filled with feathers, foam, or other padding materials may be used for mattresses.

Roll-away beds can be purchased at a reasonable price. These can be folded during the day if space is needed for other family activities.

Mattresses should be protected with sheets or other coverings which can be laundered regularly.





Blankets

Patch-work blankets made from old wool garments are warm, comfortable, and attractive. Wash old woolen garments and cut into rectangles, squares, or odd-shaped pieces. Fit and sew the pieces together. The blanket will be more comfortable if it is lined with a soft material, such as cotton. Decorations may be added

Comfortable Seats

A seat from an auto will make a comfortable "settee". The foundation can be made from boxes or scrap lumber. A wagon seat could also be used. It would be very attractive painted in a pleasing color with a cushion of a blending or contrasting color.

Two car wheels welded together make a comfortable stool. A padded board cut to fit inside the rim makes an attractive cushion.




A comfortable and attractive stool can be made from 7 tin cans. Large juice cans, or motor oil cans are a good height. Arrange together, pad, and cover.

Often old chairs with worn seats can be made useable by replacing or repairing the seat. Some chairs have seats which come off by removing only 4 screws. These seats can be repadded, covered, and replaced in a few minutes. Other chairs have woven seats which require a skill to replace. There are often people in the community who can teach this skill.

Dining Table

A dining table or coffee table may be made from a flush door or several sturdy boards. Legs may be bought or made at home. Finish the top with spar varnish so it is washable; or cover with linoleum or adhesive-back plastic coated paper.



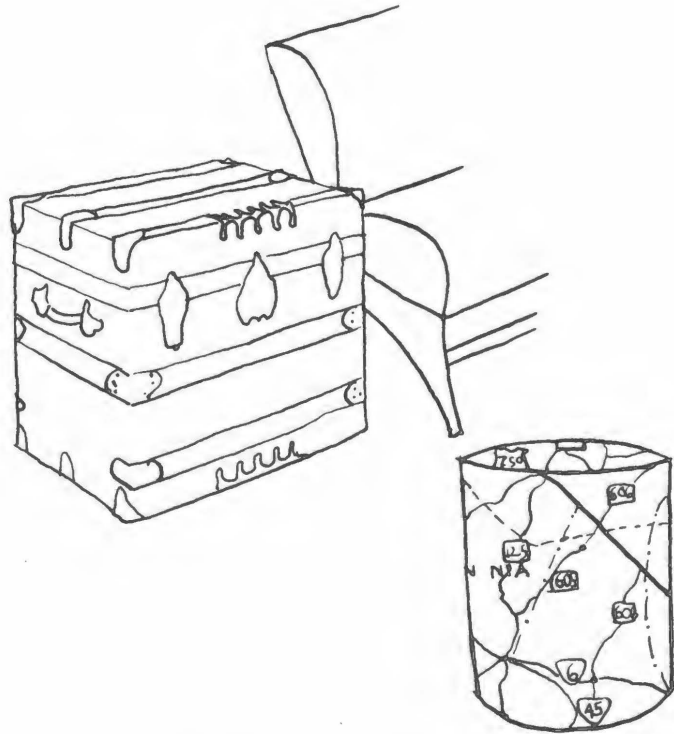
Prepared by Mildred A. Payne
Extension Home Furnishings Specialist

Issued in furtherance of Cooperative Extension work, acts of May 8 and June 30, 1914, in cooperation with the U. S. Department of Agriculture. W. E. Skelton, Director of Extension Service, Virginia Polytechnic Institute and State University, Blacksburg, Virginia 24061.

Other Ideas

An old trunk or wooden box adds storage space as well as serving as a side table. If a trunk is in poor condition, a coat of paint will help it. A wooden box may be finished with a penetrating sealer.

A trash can may be made from an empty ice cream container available free from stores selling ice cream in cones. Cover the can with paper cut-outs, old road maps, or scraps of fabric, and finish inside and out with varnish or shellac.




A suitable reading lamp can be made from a gallon drug bottle available from a drug store. A lamp assembly kit and a shade will usually have to be bought. Select a shade which gives a good spread of light and is white on the inside. Select a 100-watt bulb which is inside-coated to help prevent glare.

Plastic bleach bottles can be made into flower containers, cereal bowls, and other useful household items. Detergent bottles also can be made into a number of useful items.

Rugs can be made from discarded woolen garments. They may be braided, crocheted, or hooked to add warmth and charm to your floors. Make one large rug instead of several small ones.



A Bath Corner



A screen to give privacy for a bathing corner may be made from fabric-covered frames, old doors, shutters or boards. These may be put together with hinges so they can be folded.

Towel racks fastened to the inside will provide a place to hang towels and wash cloths.

A table, washstand, or large wooden box will provide a place for the basin and pitcher of water. A mirror will help to complete the corner.