
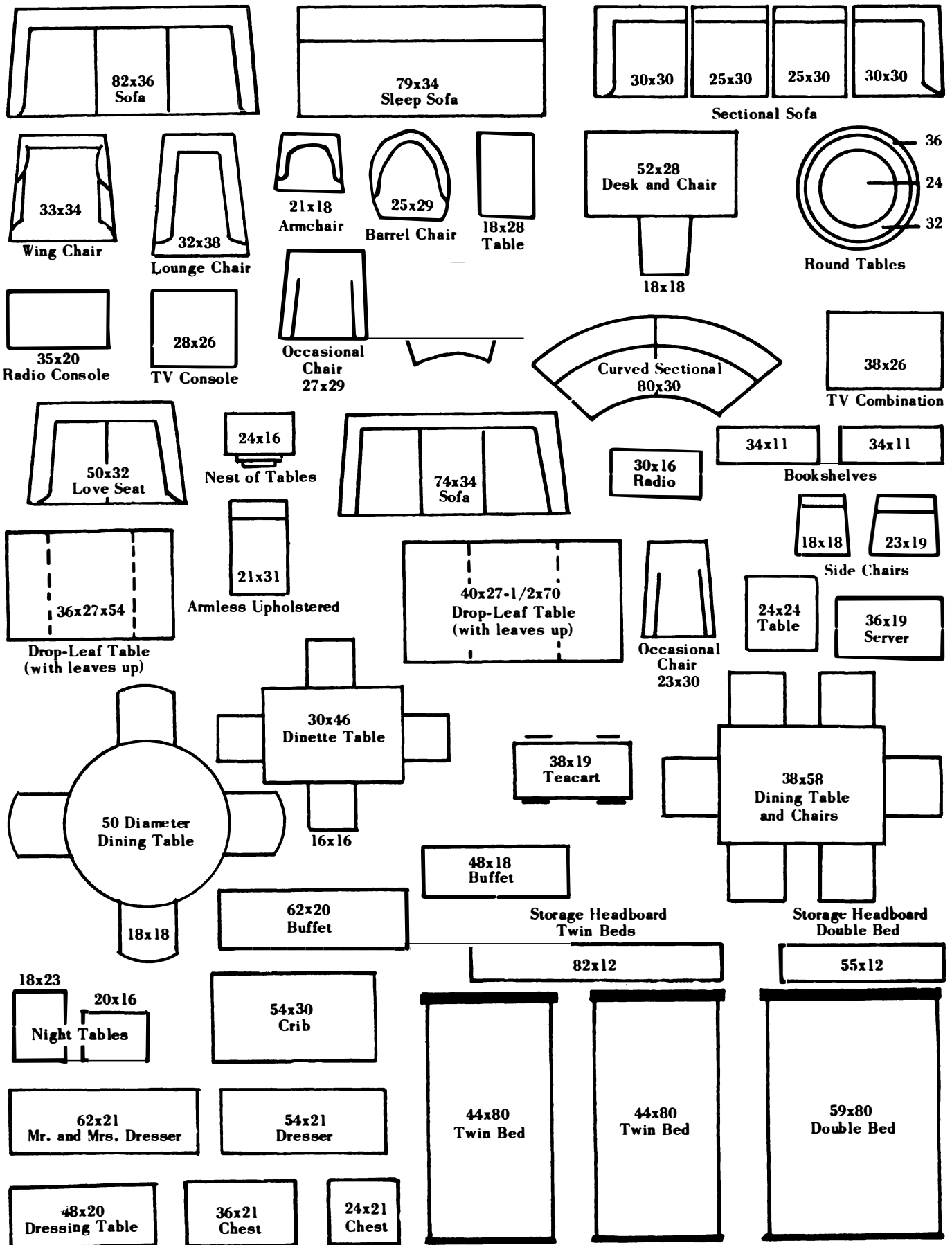


# Your Home Furnishings Study Plan . . . . . So You're Going to Decorate



Publication 95  
Reprint June 1976

Extension Division  
Virginia Polytechnic Institute  
and State University



The Virginia Cooperative Extension Service by law and purpose is dedicated to serve all people on an equal and nondiscriminatory basis.  
An Equal Opportunity/Affirmative Action Employer

Issued in furtherance of Cooperative Extension work, Acts of May 8 and June 30, 1914, in cooperation with the U.S. Department of Agriculture. W. E. Skelton, Dean, Extension Division, Cooperative Extension Service, Virginia Polytechnic Institute and State University, Blacksburg, Virginia 24061.

# SO YOU'RE GOING TO DECORATE..

Prepared by  
Katherine L. Habel, Extension Home Furnishings Specialist

Furnishing homes today demands planning if you are to have a satisfactory home. Analyzing will eliminate unnecessary objects and help unify the home.

The materials and information in this publication can be used in changing the decorating in one room, an apartment or an entire house. Individuals or groups can use it as a guide in studying the problems of interior design. Families can use it in making decisions on selection of furnishings.

## To the User:

This is a guide book. Properly used, it will help you in planning your home decor and in developing good taste in design. As you become more aware of elements and principles of good planning, you will gain confidence in expressing your own originality. To accomplish the most, follow the steps given and think or work through one guide before going to the next.

## Follow These Steps:

- \_\_\_\_\_ Review your situation, wants, needs, talents, and skills.
- \_\_\_\_\_ Estimate money available and plan cost.
- \_\_\_\_\_ Draw a floor plan and establish traffic pattern. Designate centers of interest based on activities that will take place in the room.
- \_\_\_\_\_ Choose the furnishings needed and list those you would like to have.
- \_\_\_\_\_ Select a color scheme. Consider the lighting.
- \_\_\_\_\_ Check furnishings plan.
- \_\_\_\_\_ Is it convenient, comfortable, and attractive?
- \_\_\_\_\_ Can you carry the plan through?
- \_\_\_\_\_ Will you and your family enjoy living in the room?
- \_\_\_\_\_ Have you selected easy-to-care-for fabrics, materials, and arrangements?
- \_\_\_\_\_ Does it express your interest and activities?

## Think and Answer

Room planning is for people.

Family Situation: Name \_\_\_\_\_ Date \_\_\_\_\_  
Address \_\_\_\_\_

Members of family who will use the room.

men \_\_\_\_\_ women \_\_\_\_\_

boys \_\_\_\_\_ ages \_\_\_\_\_

girls \_\_\_\_\_ ages \_\_\_\_\_

When will room be used? \_\_\_\_\_

How it will be used:

Reading \_\_\_\_\_ Sleeping \_\_\_\_\_ Eating \_\_\_\_\_

Television \_\_\_\_\_ Children's play \_\_\_\_\_ Conversation \_\_\_\_\_

Studying \_\_\_\_\_ Music \_\_\_\_\_ Dining \_\_\_\_\_

Entertaining \_\_\_\_\_ Other \_\_\_\_\_

Available money for project \_\_\_\_\_

Plan payments considered and checked \_\_\_\_\_

Time available for work if you are going to do it \_\_\_\_\_

Family living habits and comments \_\_\_\_\_

---

---

---

---

Ask yourself:

1. What does the room tell about its owner?
2. What are the personality traits of your family as individuals and as a group. Use phrases such as: Like to read, entertain a lot, wide art experience, or little art experience. \_\_\_\_\_

---

---

## Begin Action

### Floor Planning

Measure the room length \_\_\_\_\_ ft.

width \_\_\_\_\_ ft.

height \_\_\_\_\_ ft.

Draw the floor plan on the outline paper of last page. Mark in windows and doors; use circles to indicate the areas which will be occupied by each activity. Using colored pencils, dot in the main line of traffic through the room.

Take an Inventory

Furniture on Hand

Check whether you will use "as is," refinish, slip cover, reupholster, or remodel.

---

---

---

---

---

Furniture Needed

---

---

---

---

---

Accessories on Hand

Functional (serves a function--example, ash tray)

	Prime Condition	Needs Restoring
<hr/>	<hr/>	<hr/>
<hr/>	<hr/>	<hr/>
<hr/>	<hr/>	<hr/>
<hr/>	<hr/>	<hr/>

Decorative (used for eye appeal--example, a picture)

	Prime Condition	Needs Restoring
<hr/>	<hr/>	<hr/>
<hr/>	<hr/>	<hr/>
<hr/>	<hr/>	<hr/>

Accessories Needed

Functional

Decorative

<hr/>	<hr/>
<hr/>	<hr/>
<hr/>	<hr/>
<hr/>	<hr/>
<hr/>	<hr/>

Background of Room

Walls (how treated)--papered--painted--wood--or glass \_\_\_\_\_

Window treatment--Now \_\_\_\_\_

What you would like \_\_\_\_\_

What change \_\_\_\_\_

Woodwork now (Kind) \_\_\_\_\_ (Color) \_\_\_\_\_

Change \_\_\_\_\_

Floor Covering Now \_\_\_\_\_ Size \_\_\_\_\_ Color \_\_\_\_\_

Pattern or pile \_\_\_\_\_

Change \_\_\_\_\_

Ceiling Now \_\_\_\_\_

Change \_\_\_\_\_

**Color Inventory of a Room**

		Background Colors	
		Before	After
Ceiling			
Walls			
Carpet			
Floor			

Assemble color samples. (Use samples of paper or fabric to indicate colors.)

		Major Furnishings	
		Before	After
Curtains or Draperies			
Furniture Fabrics			
Furniture Woods			

Label accessories such as lamps, pillows, pottery, and pictures.

		Major Accessories
		After

Consult Extension Publication 495, "Living With Color." Begin planning, using samples of paper; then use fabric samples; and before the final choice, experiment with 1/2 yd. or more of fabric placed in the space or areas. Note the change of color under natural light and artificial.

### **Sketch Furniture Arrangement**

Show size of room, windows, doors and openings. You may wish to do this on graph paper. If more than one room is considered, draw the floor plan of the house.

#### Before

#### After

For the final drawing, fill in outline you have made on the back page. Cut out the furniture shapes and move them around until you find the arrangement that best suits your family. Indicate the size of rug, or note if wall to wall carpeting or resilient floor covering is used.

For help, review Extension Publications 18, "Furniture Arrangement," and 266, "Judging Good Design—Using Accessories."

Can you identify use of scale, balance and emphasis, or center of interest? If not, look up meaning.

#### Collect

Pictures of:

Furniture to be used as guide in remodeling or selecting new pieces.  
Ideas for using decorative and functional accessories.  
Room Arrangement.

Samples of:

Fabrics  
Rugs  
Colors


#### **Summary**

Successful decorating depends on your imagination, color sense, organization of design, practicality, attention to detail, and awareness.

Explore stores, printed information, and your own mind in pursuit of good taste. Begin to see with your mind as well as your eyes.

Share your progress in planning home furnishings with your friends and neighbors. Help them to see and experience what you have learned.

Review your steps, then evaluate returns.





To estimate the extra space needed around furniture, refer to "Space Standards for Household Activities," published by the Illinois Agricultural Experiment Station. Your Extension agent, home economics, has a reference copy in her office.

