

Extension Division
Virginia Polytechnic Institute
and
State University

Publication 48
June 1972

Furnishings for young young moderns



Publication 48
Cooperative Extension Service
June 1972

Issued in furtherance of Cooperative Extension work, Acts of May 8 and June 30, 1914, in cooperation with the U.S. Department of Agriculture. W. E. Skelton, Dean, Extension Division, Cooperative Extension Service, Virginia Polytechnic Institute and State University, Blacksburg, Virginia 24061.

Furnishings for Young, Young Moderns

*Prepared by
Katherine L. Habel,
Extension Specialist, Home Furnishings*

Children's furniture through the ages has generally reflected the stylistic manner of the period rather than an understanding of the child. Despite our research, we continue to purchase miniature versions of adult styles. Furniture of the early years often shows little attention to function or to the changing patterns of contemporary living. Much of the nursery equipment currently available is not very different from what it was in earlier centuries. The problem is not lack of talent; we have many versatile designers and they are well supplied with new materials and construction methods. Let's begin asking for more versatile children's furniture to meet children's needs.

Facts To Note

In today's world children need an area of their own, where they can engage in active and creative play. With the restricted space available in apartments and small homes, it is very often the bedroom.

A minimum of furniture is needed, if it is designed to serve a variety of uses. Few families can afford the sequence from bassinet, crib, child's bed to adult bed offered on many markets. Storage cupboards are equally inflexible with miniature units rapidly outgrown by the child.

The amount spent on toys annually in the United States is 20 times the annual expenditure for children's furniture.

Furniture for children must be designed for safety and durability to withstand the active abuse it will receive.

Maintenance and ease of handling for the mother, as well as the child, should be considered in the selection of materials, details of design, and mechanical features.

For the young child, furniture can also be elements used in creative play, offering a greater challenge for the imagination than the too specific toy that is soon discarded.



Furniture a Special Target

Children's furniture, if selected carefully when bought for the nursery, can be used all through a child's growing years.

There are coordinated units that can be rearranged and added to as a child's interests and needs change and expand. Some are space savers which can be stacked one on the other--desk or dresser, bookcase on cabinet. Plan a child's room with a look to the future but don't overlook the delightful scaled down

chairs and tables that serve their purposes for only a limited time. Furnishings that are of good design are simple and functional. How would you rate these?


Painting is lots more fun when there's another artist to keep you interested. When painting loses its intrigue, the easel folds down to make a big, flat table top. The shelf under the table gathers up scattered toys. Dad is the hero who made it.



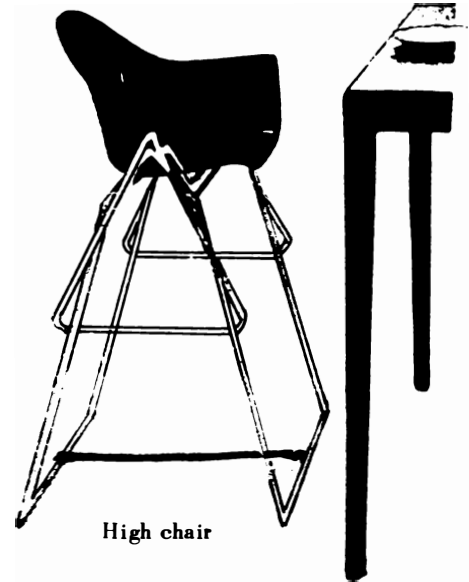
Child's stools and tables of pine.




Child's high chair



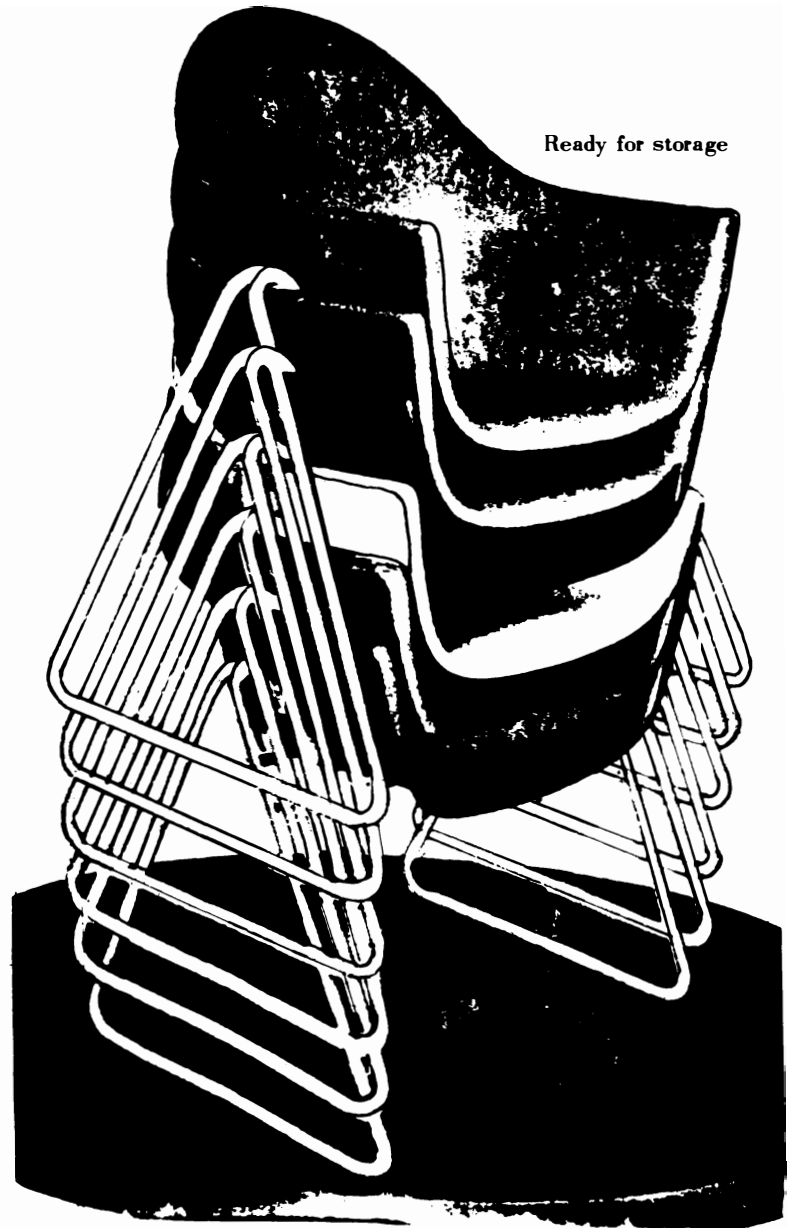
Rocking horse




High chair



Convertible child's chair




Ready for storage



Student desk

Child's bed of solid pine. The bed is designed to receive a second bunk and storage boxes on casters below. Wood pegs permit hanging favorite equipment near at hand.





Furniture for the young child can offer more than a place to sit, eat or play. A table may be a chair or a hiding place, a tunnel or a house. The furniture he uses must be suitable for his age, and durable and safe for play. Its design will influence his developing taste and awareness of color and form.



Space To Design:

Simplicity

Since the child's room is the hub of his activities where he spends a major portion of his time decorate it simply. Don't overcrowd the room with unnecessary furniture or small accessories.

Backgrounds

Keep vivid colors and patterns to a minimum. An infant's room is soon adorned with toys and other playthings that supply color and charm and a school-age child quickly develops a wide range of interests that reap their own decorative rewards. Paint walls white or pale pastel, or paper with a washable wall paper in an all-over pattern, a stripe, or check that will serve as a neutral backdrop.

Floors

A stained wood floor or resilient floor covering can be accented with a bright area rug, or with room-size carpeting.

Other Items

Practicality is of great importance in your schemes. To keep maintenance to a minimum, use wood pieces with durable finishes, laminated counters, easy to clean, perforated hardboard, insulating board, or other surfaces to which pictures and other treasures can be attached.

Curtains, rugs, and bedspreads, in fact, almost everything you buy should bear the washable label. One of the charms of a child's room is a crisp, clean-as-a-whistle look.

Except the nursery, children like their own little kingdoms and want to have a say in decorating them. As you add an occasional splash of color, with a rug or curtains or pillows, let them have a choice. As their drawings and paintings usually reveal, children have decided color preferences and a fearlessness when it comes to color.


Storage

You can't expect children to be neat unless you include places to put things. Consider this when you select furniture, as well as storage closets, bins, and shelves. If the child is to use these, adjustable heights, easy-to-open and close doors, and strong, easy-to-operate fixtures are a must.

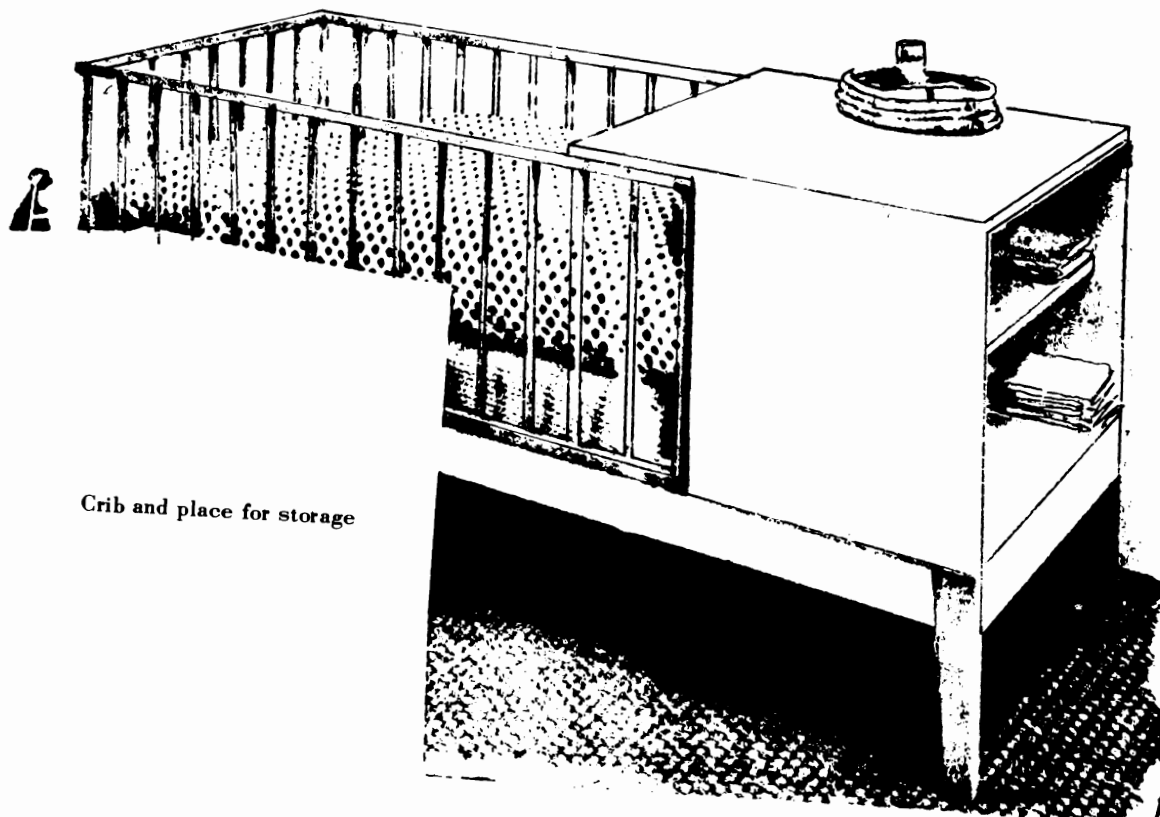
Even where space is small, a divider or an arrangement of furniture can divide a room shared by two children. If this can't be worked out, then plan for the child to have a shelf all his own. Allow for an open area where they can spread things out or sit on the floor.

REFERENCES

- Design Quarterly 57--Walker Institute**
- "House Beautiful"--July 1967**
- "Better Homes and Gardens"**
- "American Home"**
- "Parents"**
- "A Three-Height Table for Children"--Design Use and
Space Needs--Bulletin 417--North Carolina**

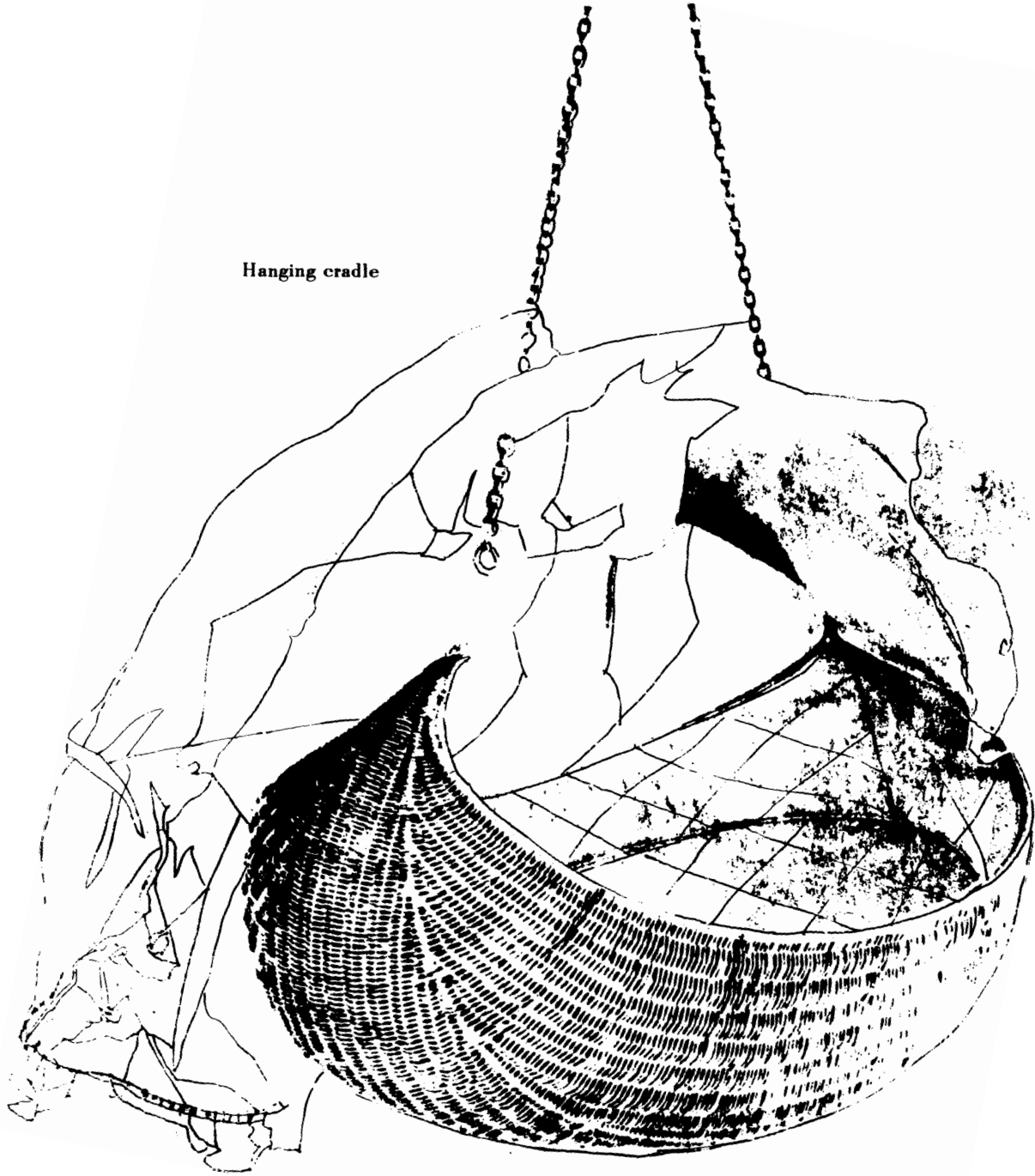



Work table and toy storage




Crib and place for storage


Hanging cradle





Children's beds and storage





Boxes on rollers make good bins for toys.



Space-saving beds