

nothing to index ✓
Va

HOME DEMONSTRATION WORK

1924 Annual Narrative Report Of

Home Demonstration Work

In Washington County

Submitted By

Edna Seett Draper

County Home Demonstration Agent

HOUSING BOND

Table Of Contents

Introduction.....	Page-I
Advisory Council.....	" 2
County Organization.....	" 3
Poultry Club Work.....	" 4
Picture Of Poultry Club Rally.....	" 5
Plan Of Work For 1925.....	" 6
Map Showing Distribution Of Work.....	" 7

Introduction

In May 1924, the Farm Bureau of Washington County called a meeting of its members to discuss the matter of its growth thru educational and social work in connection with its marketing. As a result of this discussion they decided that it would be impossible to do work of this kind without the help of the women in the county. A committee was appointed to take up the matter, and a meeting was then called of the Directors of the Farm Bureau, who brought representative women from each District in the county. At a request sent to the Extension Division of Blacksburg, Miss Martha Dinwiddie was present at this meeting, and talked to the women about the difficulties of rural life and phases of work which had been done by Home Demonstration Agents. Almost immediately after this meeting, the County Supervisors appropriated \$1000 towards a Home Demonstration Agent for Washington County.

Advisory Council

After the appropriation for a Home Demonstration Agent was made, an Advisory Council was appointed, which was composed of three women from each District in the County. The purpose of this council was to give publicity to the work, and to help the new agent to get in touch with the people and to learn conditions in the different communities. As there are seven Districts in the county, this council has a membership of twenty-one women, with a Chairman, Vice Chairman, Secretary and Treasurer. A Chairman from each District was appointed by the Council Chairman to form an Executive Board, thru which she is able to work very effectively without calling a meeting of the entire council; this Board having the power to act alone in regard to minor Community problems. Only two meetings of the council have been held so far. The first on Aug. 15, for the purpose of getting acquainted with the work and the duties of the council. The second, on Oct. 11, to take up the plan of work which was presented by the Home Agent. Almost every member of this council has shown her interest in the work by helping to "put it across" in her own District.

County Organization

The Home Demonstration Agent reached Washington

County in July to start the work. The first month was spent almost entirely in learning the roads of the county, and getting acquainted with the people. County-wide programs, consisting of Demonstrations in Canning, Poultry Culling, and Feeds, were given to get the people of the different communities together and interested in the work.

Demonstrations in Canning.....	4
" in Feeds.....	6
" in Culling.....	4

The County Advisory Council was responsible for getting a very fine attendance at each of these demonstrations.

In communities where they have an organization such as a "Methers' Club," a "Parent Teachers' Association", or a "Civic League", it has been comparatively easy to get some work started, as these organizations form the best means of presenting the work to the Methers before it is given to the children. Other organizations such as the Rotary Club, the Farm Bureau, and the Civitan Club, have also been helpful in getting the county organized.

Poultry Club Work

A Poultry Club of about 35 boys was started in 1923 by the County Farm Agent, she left the county in April of this year. Quite a number of the boys had lost interest in the club and had dropped out by July, leaving an enrollment of 25. These boys were divided into several different clubs, and reorganized by the Home Agent. Two members of the Abingden Club attended the State Short Course at Blacksburg, and have been especially helpful in getting new members this fall. Unusually fine results have been obtained by the clubs. Their first public Exhibit was shown at the Abingden County Fair in August. Fifty-seven birds were on display, including ten different breeds. Prizes were given by the Fair Association which greatly encouraged the boys in their work. The second Exhibit was at the State Fair in Richmond. Only five boys entered birds in this state wide contest, but each one of them won one or more prizes. This created a great deal of interest in poultry work all over the county. The last Exhibit of this year was given at the Annual County Poultry Show in Abingden. This time seventy-five birds were shown, including eight different breeds. The Exhibit was arranged separately from the general show, giving opportunity for comparison between the two Exhibits. Prizes for this contest were obtained from the banks in the county, and from the Poultry Association.

Picture Of Poultry Club Rally
With A Part Of Their Exhibit

Plan Of Home Demonstration Work

For Washington County 1924-1925

District-Abingden

Location	Type Of Work
The Knobs	Clothing
Abingden	Poultry
Abingden	Feeds

District-Glade Springs

Location	Type Of Work
Meadow View	Poultry
Meadow View	Home Demonstration Club

District-Geedson

Location	Type Of Work
Cleveland	Clothing
Wallace	Home Demonstration Club
Wallace	Poultry

District-Helsten

Location	Type Of Work
Kennareek	Poultry
"	Feeds
"	Home Demonstration Club

District-Kinderhook

Location	Type Of Work
Benhams	Home Demonstration Club
Vally Institute	Clothing

District-North Fork

Location	Type Of Work
Greendale	Clothing
Helsten	Feeds






District-Saltsville

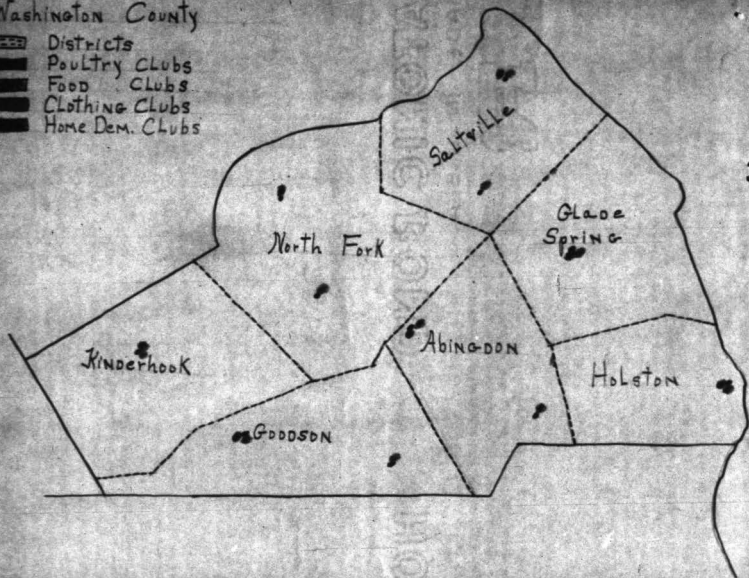
Location	Type Of Work
Clinchburg	Feeds
Liberty Hill	Clothing
Yellow Springs	Clothing

County Wide Work

Type Of Work
Poultry Culling
Dom. in; Canning, Feeds, Clothing
County Camp or Short Course
Kitchen Contest

Washington County

-  Districts
-  Poultry Clubs
-  Food Clubs
-  Clothing Clubs
-  Home Dem. Clubs



COOPERATIVE EXTENSION WORK IN AGRICULTURE AND HOME ECONOMICS

U. S. Department of Agriculture
and State Agricultural Colleges
Cooperating

Extension Service,
Office of Cooperative Extension Work,
Washington, D. C.

ANNUAL REPORT OF COUNTY EXTENSION WORKERS

This report form is to be used by county extension agents, such as county agricultural agent, home demonstration agent, club agent, and negro agent, reporting on their respective lines of work.

State Virginia County Washington
Report of Edna Scott Harper County Home Demonstration Agent.
From July 1st (Name) to Dec 1st (Title), 1924.

If agent has not been employed entire year, indicate exact period. Agents resigning during the year should make out this report before quitting the service.

01 HOME DEMONSTRATION WORK



Approved:

Date Dec 19th 1924 Mr. M. M. Davis
State or District Supervisor.

Date _____ State Extension Director.

SUGGESTIONS RELATIVE TO THE PREPARATION OF THE COUNTY EXTENSION AGENT'S ANNUAL REPORT.

The annual report should be a review, analysis, interpretation, and presentation to the people of the county, the State, and the Nation of the sum total of the extension activities in each county for the year and the results obtained by the county extension agent assisted by the subject-matter specialists. The making of such a report is of great value to the county extension agent and the people of the county in showing the progress made during the year as a basis for future plans. It is of vital concern also to the State and Nation as a measure of rural progress and a basis for intelligent legislation and financial support.

Separate statistical and narrative reports are desired from each county extension agent in charge of a line of work, such as county agent, home demonstration agent, boys' and girls' club agent, and negro agent. Where an assistant agent has been employed a part or all of the year, a report on his or her work should be included with the report of the leader in charge of that line of work. Where an agent in charge of a line of work has quit the service during the year, the information contained in his or her report should be incorporated in the annual report of the agent on duty at the close of the report year, and the latter report so marked. Where two or more extension agents are employed in a county, each in charge of a line of work, care should be exercised to avoid including the same data in the statistical report of more than one agent.

At least four copies of the annual report should be made: One copy for the county officials, one copy for the agent's files, one copy for the State extension office, and one copy for the Extension Service, United States Department of Agriculture. *The report to the Washington office should be sent through the State extension office.*

NARRATIVE SUMMARY.

The narrative report should be a statement in orderly fashion and arranged under appropriate subheadings, of the work done, methods used, and results obtained under each project, as well as of the general work accomplished. Every statement should be clear-cut, concise, forceful, and, where possible, reinforced with ample data from the statistical summary. In the preparation of the part of the report relative to each project, the results reported in the statistical summary for the project should be analyzed, conclusions drawn, and recommendations made. The report may well be illustrated with photographs, maps, diagrams, blue prints, or copies of charts and other forms used in demonstration work. Full credit should be given to all cooperating agencies. The lines should be single-spaced, with double space between the paragraphs, and reasonably good margins left. The pages should be numbered in consecutive order.

The following outline is suggestive of how the narrative report may be clearly and systematically presented:

SUGGESTIVE OUTLINE OF ANNUAL NARRATIVE REPORT.

- I. Cover and title page.
- II. Table of contents.
- III. Status of county extension organization.
 - (1) Form of organization—changes and development.
 - (2) Function of local people, committees, or project leaders in developing the program of work.
 - (3) General policies, including relationships to other organizations.
- IV. Program of work, goals established, methods employed, and results achieved.
 - (1) Factors considered and methods used in determining program of work.
 - (2) Project activities and results.

(a) Soils	}	(including diseases and insects).
(b) Farm crops		
(c) Home gardens	}	(including diseases and insects).
Beautification of home grounds		
(d) Forestry	}	(including diseases and insects).
(e) Rodents, predatory animals, and birds.		
(f) Animal husbandry	}	(including diseases and insects).
(g) Dairy husbandry		
Home dairy		
(h) Poultry husbandry		
(i) Home poultry		

SUGGESTIVE OUTLINE OF ANNUAL NARRATIVE REPORT—Continued.

IV. Program of work, etc.—Continued.

(2) Project activities and results—Continued.

- (i) Rural engineering.
- (j) Rural engineering—home.
- (k) Agricultural economics, including farm management and marketing.
- (l) Home marketing.
- (m) Foods.
- (n) Nutrition.
- (o) Clothing.
- (p) Home management.
- (q) House furnishings.
- (r) Home health and sanitation.
- (s) Community activities.
- (t) Miscellaneous.

V. Outlook and recommendations, including suggestive program of work for next year.

VI. Summary of activities and accomplishments, preferably of one or two typewritten pages only, placed at the beginning or end of the narrative report.

STATISTICAL SUMMARY.

To supplement the narrative part of the report, and in order that comparable State and National summaries may be made, it is necessary to include a statistical summary of the work in each county. The following form has been prepared to insure uniformity of reporting. In addition to the questions asked under each subdivision of the report, space is provided to add further data if desired. The statistical summary will grow naturally out of the field and office records.

DEFINITIONS OF TERMS USED IN THIS REPORT.

1. A PROGRAM OF WORK is a definitely outlined plan for extension work.
2. A PROJECT is a definite, systematic, organized plan for carrying out some phase of the extension program of work, providing for what is to be done, how much, when, where, how, and by whom.
3. MISCELLANEOUS WORK includes work which has not yet become a regular part of the program of work—work other than project work.
4. A COMMITTEE, for the purposes of this report, may be any one of the several units into which the county is divided for purposes of conducting organized extension work.
5. A PROJECT LEADER OR LOCAL LEADER is a person, selected because of his or her special interest and fitness, who functions as a leader in advancing some phase of the local program of extension work.
6. A DEMONSTRATION is an example designed to show the practical application of an established fact. Demonstrations as contemplated in this report are of two kinds, method demonstrations and result demonstrations.
 - A method demonstration is a demonstration given by an extension worker or other trained leader to a group for the purpose of showing them how to carry out a practice. Synonym: Lecture demonstration. Examples: Demonstrations of canning, mixing of spray materials, and culling of poultry.
 - A result demonstration is a demonstration carried on by a farmer, farm woman, boy, or girl under the direction of the extension service, involving a substantial period of time, records of results, and comparisons. Examples: Child-feeding, corn-culture, and orchard-management demonstrations.
7. A DEMONSTRATOR is a farmer, farm woman, boy, or girl who, under the direction of the extension service, conducts a result demonstration.
8. MEMBERS COMPLETING should include those who have satisfactorily finished the work outlined for the current year.
9. A DEMONSTRATION MEETING is a meeting held to give a method demonstration or to start, inspect, or further a result demonstration.
10. A TRAINING MEETING is a meeting at which project leaders or local leaders are trained to carry on extension activities in their respective communities.
11. AN OFFICE CALL OR TELEPHONE CALL is a visit or call by a farmer or other person seeking agricultural or home economics information, as a result of which some definite assistance or information is given.
12. A FARM VISIT is a call at a farm by the agent at which some definite information is given or concrete plan of work outlined, or some valuable information obtained from the farmer regarding his work, or the better practice prevailing in his neighborhood.
13. A HOME VISIT is a call at a home by the agent at which some definite information is given or concrete plan of work outlined, or some valuable information obtained from the farm woman regarding her work, or the better practice prevailing in her neighborhood.
14. DAYS IN OFFICE should include time spent by the county agent in his office, at county agent conferences, and any other work directly related to office administration.
15. DAYS IN FIELD should include all days spent on official duty other than those spent in office.
16. LETTERS WRITTEN should include all single letters on official business.

4

DEFINITIONS OF TERMS USED IN THIS REPORT—Continued.

17. A **FARMERS' INSTITUTE** is one of a series of meetings of one to two days' duration, arranged by a central State farmers' institute agency, at which agricultural and home-economics problems are discussed, usually by outside speakers employed for the purpose.
18. AN **EXTENSION OR MOVABLE SCHOOL** is an itinerant school usually of two to six days' duration where practical but systematic instruction is given to persons not resident at the college. AN **EXTENSION SMOKE COOKING** differs from an extension school in that it is usually held at the college or other educational institution and usually for a longer period of time, but not exceeding two weeks.
19. **RECORDS** consist of definite information filed in the county office that will enable the agent to verify the data on extension work included in this report.
20. **FARM OR HOME PRACTICES ADOPTED** is a new or improved practice adopted on a farm or in a home during the year as a result of extension teaching. Examples: Spraying of potatoes for disease, canning of fruits and vegetables, use of balanced rations, and hat making.

GENERAL ACTIVITIES.

Report only this year's extension activities and results that are supported by records.

If an assistant agent has been employed during the year, include his or her work with that of the agent.

1. List below the names, titles, and periods of service of the county extension agents whose work is included in this report. 1

report	<i>Edna Scott Wagner</i>	<i>C. H. Home</i>	<i>Ag't</i>	<i>5</i>
	(Name)	(Title)		(Months of service this year.)

2. Number of communities in county where extension work should be conducted. 2

28
3. Number of communities in which the extension program has been cooperatively worked out by extension agents and people concerned. 3

3
4. Number of voluntary county, community, or local leaders actively engaged in forwarding the extension program with— 4

(a) Junior ¹	<i>2</i>	(1) Boys	<i>2</i>	
		(2) Girls		
(b) Adult ²		(1) Men		
		(2) Women		
5. Number of clubs carrying on extension work: 5

(a) Junior ¹	<i>3</i>	(1) Boys	<i>3</i>	
		(2) Girls		
(b) Adult ²		(1) Men		
		(2) Women		
6. Membership in above clubs: 6

(a) Boys	<i>25</i>	(c) Men		
(b) Girls	<i>3</i>	(d) Women		
7. Number of club members completing: 7

(a) Boys	<i>14</i>	(c) Men		
(b) Girls		(d) Women		
8. Number of members in junior club work for four or more years: 8

(a) Boys				
(b) Girls				

¹ Where the same local leader works with both boys and girls, or with both men and women, report only once under "junior," or "adult," as the case may be.
² Where the same club includes both boys and girls, or both men and women, report only once under "junior," or "adult," as the case may be.

GENERAL ACTIVITIES—Continued.

9. Number of junior judging or demonstration teams trained	9
10. Number entering college this year who have been club members	10
11. Total number of farm visits ¹ made in conducting extension work	11
12. Number of different farms visited	12
13. Total number of home ¹ visits made in conducting extension work	13
14. Number of different homes visited	14
15. Number of calls ² relating to extension work	(a) Office
	(b) Telephone
16. Number of days agent spent in office	16
17. Number of days agent spent in field	17
18. Number of individual letters written	18
19. Number of fairs at which extension exhibits were made	(a) Community
	(b) County
20. Training meetings ³ held for local leaders	(a) Number
	(b) Leaders in attendance
21. Method and result demonstration meetings ³ held (do not include meetings reported in number 20)	(a) Number
	(b) Attendance
22. Farmers' institutes ³ held	(a) Number
	(b) Attendance
23. Extension schools ³ and short courses held	(a) Number
	(b) Attendance
24. Junior club encampments held:		24
(a) Number	
(b) Attendance by club members	(1) Boys
	(2) Girls
(c) Total attendance	
25. Other extensive meetings attended and not previously reported	(a) Number
	(b) Attendance
26. Number of meetings at which were shown	(a) Lantern slides
	(b) Motion pictures
	(c) Charts

[Use space below to include other important data.]

State Short Course
Farmers Institute

¹ Do not count the same visit as both a farm visit and a home visit.
² See definition on page 4.

PROGRAM SUMMARY.

List below information on each project of the program of work for the year. If an assistant agent has been employed during the year, include his or her time with that of the agent. This page should not be filled out until the questions on the following pages have been answered.

Title of project.	Number of meetings held during the year.	Number of local meetings held during the year.	Days spent on local meetings.	Days spent on district projects.	Days spent on national projects.	Number of result items completed or through the year.	Meetings at small communities.		Method-demonstration meetings.		Other meetings in relation to projects.		Number of addresses made during the year.
							Name.	Attn.	Name.	Attn.	Name.	Attn.	
(Immunative entry) Poultry.....	6	7	2	14	6	8	8	27	8	154	8	74	218
27. Sells.....													
28. Farm crops.....													
29. Horticulture—home gardens.....													
30. Beautification of home grounds.....													
31. Forestry.....													
32. Rodents, predatory animals, and birds.....													
33. Animal husbandry.....													
34. Dairy husbandry—home dairy.....													
35. Poultry husbandry—home poultry.....	5	2	2	19	14	9	130	9	109	1	90	50	
36. (Rural engineering—home rural engineering—home agricultural economics—home marketing.....													
37. Foods.....													
38. Nutrition.....													
39. Clothing.....													
40. Home management.....													
41. Home furnishings.....													
42. Home health and sanitation.....													
43. Community activities.....													
44. Miscellaneous.....													
TOTAL.....	9	2	2	19	14	9	130	9	109	1	90	50	

1 The total of this column need not check with question 4, page 5, since one leader may work with two or more projects.
 2 The information in this column should check with the information reported under the corresponding question on the following page.

FORESTRY.

Report only this year's extension activities and results that are supported by records.

116. Number of method demonstrations given.....	116
117. Number of adult result demonstrations started or under way.....	117
118. Number of adult result demonstrations completed or carried through the year.....	118
119. Number of acres included in these completed demonstrations.....	119
120. Number of junior clubs ¹	120
121. Number of members enrolled.....	121
(a) Boys.....	
(b) Girls.....	
122. Number of members completing.....	122
(a) Boys.....	
(b) Girls.....	
123. Number of acres handled by junior club members.....	123
124. Number of forest or wood-lot plantings made this year.....	124
125. Acres involved in preceding question.....	125
126. Number of farms assisted in wood-lot management this year.....	126
127. Acres involved in preceding question.....	127
128. Number of farms planting windbreaks this year.....	128
129. Number of farms attempting to control white-pine blister rust for first time.....	129
130. Number of acres involved in preceding question.....	130
131. Total number of farms adopting improved practices relative to the forestry work reported on this page.....	131

[Use space below to include other important data relating to forestry.]

RODENTS AND MISCELLANEOUS² INSECT AND ANIMAL PESTS.

Report only this year's extension activities and results that are supported by records.

Item.	(a) Rodents.	(b) Other animal pests. ³	(c) Crus- sophan.	(d) Other insects. ⁴	
132. Number of method demonstrations given.....					132
133. Number of result demonstrations started or under way.....					133
134. Number of such demonstrations completed or carried through the year.....					134
135. Number of acres in these completed demonstrations.....					135
136. Total number of farms cooperating in control measures this year.....					136
137. Number of acres involved in preceding question.....					137

¹ States which do not organize clubs on a project basis should not report on this question but should report on enrollment and completion.² Do not include work reported under "Crop" and "Livestock" headings.³ Exclude by name.

LIVESTOCK.

Report only this year's extension activities and results that are supported by records.

Item.	(a)	(b)	(c)	(d)	(e)	(f)
	Dairy units	Beef units	Swine	Sheep	Poultry	Other ¹
138. Number of method demonstrations given.....						138
139. Number of adult result demonstrations started or under way.....						139
140. Number of adult result demonstrations completed or carried through the year.....						140
141. Number of animals involved in these completed demonstrations.....						141
142. Total profit or saving on demonstrations.....						142
143. Number of junior clubs ²						143
144. Number of members enrolled.....						144
(a) Boys.....						
(b) Girls.....						
145. Number of members completing.....						145
(a) Boys.....						
(b) Girls.....						
146. Number of animals involved in junior club work completed.....						146
147. Number of farms assisted in obtaining purebred sires this year.....						147
148. Number of farms assisted in obtaining high-grade or purebred females this year.....						148
149. Number of farms culling herds or flocks for the first time.....						149
150. Number of animals in such herds or flocks.....						150
151. Number of animals discarded.....						151
152. Number of stallion, bull, ram, or boar circles, clubs, or associations organized during the year.....						152
153. Number of members in preceding circles, clubs, etc.....						153
154. Number of breed associations or clubs organized during the year.....						154
155. Number of members in these associations or clubs.....						155

¹ Indicate by name.² States which do not organize clubs on a project basis should not report on this question but should report on enrollment and completion.

9-2125

LIVESTOCK—Continued.

Report only this year's extension activities and results that are supported by records.

Item.	(6)	(7)	(8)	(9)	(10)	(11)	156
	Dairy units.	Ref cattle	Pigs	Sheep.	Poultry.	Other.*	
156. Number of cow-testing associations organized or reorganized during the year		XXX	XXX	XXX	XXX	XXX	156
157. Number of members in these associations		XXX	XXX	XXX	XXX	XXX	157
158. Number of farms not in associations testing cows for production		XXX.	XXX	XXX	XXX	XXX	158
159. Number of cows under test by such associations and individual farms		XXX	XXX	XXX	XXX	XXX	159
160. Number of farms adopting improved practices in the sanitary production and care of milk this year		XXX	XXX	XXX	XXX	XXX	160
161. Number of farmers feeding better-balanced rations for the first time							161
162. Number of farmers controlling insect pests for the first time							162
163. Number of farmers directly influenced to test animals for tuberculosis this year			XXX	XXX	XXX	XXX	163
164. Number of farmers directly influenced to vaccinate animals for blackleg this year			XXX	XXX	XXX	XXX	164
165. Number of farmers directly influenced to vaccinate swine for cholera this year	XXX	XXX		XXX	XXX	XXX	165
166. Total number of different farms adopting improved practices relative to the livestock work reported on pages 14 and 15							166
[Use space below to include other important data relating to livestock.]							

* Indicate by name.

8-5186

AGRICULTURAL ECONOMICS—Continued.

Report only this year's extension activities and results that are supported by records.

205. List below this year's results in connection with the cooperative-marketing associations in the county previously organized and with which the extension service counseled or advised. 205

(a) Name of association or group.	(b) Number of members.	Supplies and products handled.	Supplies purchased.		Products sold.	
			(c) Value.	(d) Barter.	(e) Value.	(f) Profit.
			\$	\$	\$	\$
TOTAL						

[Use space below to include other important information relating to agricultural economics.]

MISCELLANEOUS.

Report only this year's extension activities and results that are supported by records.

Use this space to include work on any other agricultural project not included in the preceding pages, such as bee-keeping, and similar work, i. e., any other information that can be reported statistically and that will help to give a complete account of the year's work.

Item.	(a)	(b) ¹	(c) ¹
	Bookkeeping		
206. Number of method demonstrations given			206
207. Number of adult result demonstrations started or under way			207
208. Number of result demonstrations completed or carried through the year			208
209. Number of units in these completed demonstrations			209
210. Number of junior clubs ²			210
211. Number of members enrolled	(a) Boys		211
	(b) Girls		
212. Number of members completing	(a) Boys		212
	(b) Girls		
213. Number of units involved in junior club work completed			213
214. Total number of different farms adopting improved practices relative to the miscellaneous work reported on this page			214
[Use space below to include other important data relating to miscellaneous work.]			

¹ Include names over column.² States which do not organize clubs or groups on a project basis should not report on this question but should report on enrollment and completion.

HOME-DEMONSTRATION WORK.

FOODS.

Report only this year's extension activities and results that are supported by records.

FOOD PREPARATION.

215. Number of project clubs or groups ¹	(a) Women.....	} 215
	(b) Juniors.....	
216. Number of members enrolled in food preparation.....	(a) Women.....	} 216
	(b) Girls.....	
	(c) Boys.....	
217. Number of members completing.....	(a) Women.....	} 217
	(b) Girls.....	
	(c) Boys.....	
218. Number of method demonstrations given.....		218
219. Number of result demonstrations started or under way.....	(a) Women.....	} 219
	(b) Girls.....	
	(c) Boys.....	
220. Number of result demonstrations completed or carried through the year.....	(a) Women.....	} 220
	(b) Girls.....	
	(c) Boys.....	
221. Number of individuals adopting improved practices in bread making this year.....	(a) Women.....	} 221
	(b) Girls.....	
	(c) Boys.....	
222. Number of individuals adopting improved practices in meat cookery this year.....	(a) Women.....	} 222
	(b) Girls.....	
	(c) Boys.....	
223. Number of individuals adopting improved practices in vegetable cookery this year.....	(a) Women.....	} 223
	(b) Girls.....	
	(c) Boys.....	
224. Number of individuals adopting improved practices in preparation of dairy-product dishes this year.....	(a) Women.....	} 224
	(b) Girls.....	
	(c) Boys.....	
225. Number of individuals adopting improved practices in meal preparation and service this year.....	(a) Women.....	} 225
	(b) Girls.....	
	(c) Boys.....	
226. Number of homes budgeting the family food supply for the first time.....		226
227. Total number of different homes adopting improved practices relative to the food-preparation work reported on this page.....		227

[Use space below to include other important data relating to food preparation.]

¹ Clubs which do not organize clubs or groups on a project basis should not report on this question but should report on enrollment and completion.

FOODS—Continued.

Report only this year's extension activities and results that are supported by records.

FOOD PRESERVATION.

228. Number of project clubs or groups ¹	(a) Women.....	228
	(b) Juniors.....	
229. Number of members enrolled in food preservation.....	(a) Women.....	229
	(b) Girls.....	
	(c) Boys.....	
230. Number of members completing.....	(a) Women.....	230
	(b) Girls.....	
	(c) Boys.....	
231. Number of method demonstrations given.....		231
232. Number of result demonstrations started or under way.....	(a) Women.....	232
	(b) Girls.....	
	(c) Boys.....	
233. Number of result demonstrations completed or carried through the year.....	(a) Women.....	233
	(b) Girls.....	
	(c) Boys.....	
234. Number of individuals adopting improved practices in preserving fruits and vegetables this year.....	(a) Women.....	234
	(b) Girls.....	
	(c) Boys.....	
235. Number of individuals adopting improved practices in preserving meats and fish this year.....	(a) Women.....	235
	(b) Girls.....	
	(c) Boys.....	
236. Number of homes providing better food storage for the first time.....		236
237. Total number of different homes adopting improved practices relative to the food-preservation work reported on this page.....		237
238. List below amount of food preserved by club members completing:.....		238

Kind of food.	(1) Women.	(2) Girls.	(3) Boys.
(a) Fruits and vegetables canned..... quarts			
(b) Meats and fish canned..... quarts			
(c) Jelly and preserves made..... quarts			
(d) Fruit juices made..... quarts			
(e) Pickles made..... quarts			
(f) Fruits and vegetables dried..... pounds ²			
(g) Meats cured..... pounds ²			

[Use space below to include other important data relating to food preservation.]

¹ Clubs which do not organize clubs or groups on a project basis should not report on this question but should report on enrollment and completion.² Finished product.

NUTRITION.

Report only this year's extension activities and results that are supported by records.

239. Number of project clubs or groups	(a) Women	239
	(b) Juniors	
240. Number of members enrolled in nutrition	(a) Women	240
	(b) Girls	
	(c) Boys	
241. Number of members completing	(a) Women	241
	(b) Girls	
	(c) Boys	
242. Number of method demonstrations given		242
243. Number of result demonstrations started or under way	(a) Women	243
	(b) Girls	
	(c) Boys	
244. Number of result demonstrations completed or carried through the year	(a) Women	244
	(b) Girls	
	(c) Boys	
245. Number of individuals balancing family meals according to approved methods for the first time	(a) Women	245
	(b) Girls	
	(c) Boys	
246. Number of individuals preparing better school lunches for the first time	(a) Women	246
	(b) Girls	
	(c) Boys	
247. Number of schools induced to serve a hot dish or school lunch for the first time		247
248. Number of children involved in preceding question		248
249. Number of homes carrying out improved practices in child feeding for the first time		249
250. Number of children involved in preceding question		250
251. Total number of different homes adopting improved practices relative to the nutrition work reported on this page		251

[Use space below to include other important data relating to nutrition.]

.....

.....

.....

.....

.....

.....

.....

.....

.....

.....

* States which do not organize clubs or groups on a project basis should not report on this question but should report on enrollment and completion.

CLOTHING.

Report only this year's extension activities and results that are supported by reports.

252. Number of project clubs or groups ¹	(a) Women.....	} 252
	(b) Juniors.....	
253. Number of members enrolled in clothing work.....	(a) Women.....	} 253
	(b) Girls.....	
	(c) Boys.....	
254. Number of members completing.....	(a) Women.....	} 254
	(b) Girls.....	
	(c) Boys.....	
255. Number of method demonstrations given.....		255
256. Number of result demonstrations started or under way.....	(a) Women.....	} 256
	(b) Girls.....	
	(c) Boys.....	
257. Number of result demonstrations completed or carried through the year.....	(a) Women.....	} 257
	(b) Girls.....	
	(c) Boys.....	
258. Number of individuals adopting improved practices in selection and construction.....	(a) Women.....	} 258
	(b) Girls.....	
	(c) Boys.....	
259. Number of individuals adopting improved practices in renovation and remodeling.....	(a) Women.....	} 259
	(b) Girls.....	
	(c) Boys.....	
260. Number of individuals adopting improved practices in millinery.....	(a) Women.....	} 260
	(b) Girls.....	
261. Number of individuals adopting improved practices in costume designing.....	(a) Women.....	} 261
	(b) Girls.....	
262. Number of individuals adopting improved practices in infant wardrobe planning.....	(a) Women.....	} 262
	(b) Girls.....	
263. Number of individuals adopting improved practices in children's wardrobe planning.....	(a) Women.....	} 263
	(b) Girls.....	
264. Number of individuals adopting improved practices in adult wardrobe planning.....	(a) Women.....	} 264
	(b) Girls.....	
265. Total number of different homes adopting improved practices relative to the clothing work reported on this page.....		265
266. Number of dress forms made this year by.....	(a) Women.....	} 266
	(b) Girls.....	
267. Number of dresses and coats made this year by.....	(a) Women.....	} 267
	(b) Girls.....	
268. Number of undergarments made this year by.....	(a) Women.....	} 268
	(b) Girls.....	
269. Number of hats made this year by.....	(a) Women.....	} 269
	(b) Girls.....	

[Use space below to include other important data relating to clothing.]

¹ States which do not organize clubs or groups on a project basis should not report on this question but should report an enrollment and completion.

HOME MANAGEMENT.

Report only this year's extension activities and results that are supported by records.

270. Number of project clubs or groups ¹	(a) Women.....	270
	(b) Juniors.....	
271. Number of members enrolled in home management	(a) Women.....	271
	(b) Girls.....	
	(c) Boys.....	
272. Number of members completing	(a) Women.....	272
	(b) Girls.....	
	(c) Boys.....	
273. Number of method demonstrations given		273
274. Number of result demonstrations started or under way.....	(a) Women.....	274
	(b) Girls.....	
275. Number of result demonstrations completed or carried through the year.....	(a) Women.....	275
	(b) Girls.....	
276. Number of individuals following a systematized plan of household work for the first time.....	(a) Women.....	276
	(b) Girls.....	
277. Number of homes obtaining additional labor-saving equipment this year.....		277
278. Number of kitchens planned and rearranged for convenience this year.....		278
279. Number of individuals following improved laundry practices for the first time.....	(a) Women.....	279
	(b) Girls.....	
280. Number of individuals making budgets and keeping accounts for the first time.....	(a) Women.....	280
	(b) Girls.....	
281. Total number of different homes adopting improved practices relative to the home-management work reported on this page.....		281
282. List below the number of labor-saving appliances involved in question 277:		282
(a) Hand washing machines.....	(f) Kitchen cabinets.....	
(b) Power washing machines.....	(g) Electric or gasoline irons.....	
(c) Fireless cookers.....	(h)	
(d) Kitchen sinks.....	(i)	
(e) Power vacuum cleaners.....	(j)	

[Use space below to include other important data relating to home management.]

¹ States which do not organize clubs or groups on a project basis should not report on this question but should report on enrollment and completion.

HOUSE FURNISHINGS

Report only this year's extension activities and results that are supported by records.

283. Number of project clubs or groups ¹	(a) Women	283
	(b) Juniors	
284. Number of members enrolled in house furnishings	(a) Women	284
	(b) Girls	
	(c) Boys	
285. Number of members completing	(a) Women	285
	(b) Girls	
	(c) Boys	
286. Number of method demonstrations given		286
287. Number of result demonstrations started or under way	(a) Women	287
	(b) Girls	
	(c) Boys	
288. Number of result demonstrations completed or carried through the year	(a) Women	288
	(b) Girls	
	(c) Boys	
289. Number of individuals adopting improved practices in selection and arrangement of furnishings this year	(a) Women	289
	(b) Girls	
	(c) Boys	
290. Number of individuals adopting improved practices in the repairing and remodeling of furnishings this year	(a) Women	290
	(b) Girls	
	(c) Boys	
291. Number of individuals adopting improved practices in wall, woodwork, and floor treatment this year	(a) Women	291
	(b) Girls	
	(c) Boys	
292. Number of rooms involved in questions 289, 290, and 291	(a) Bedrooms	292
	(b) Living rooms	
	(c) Dining rooms	
	(d) Other rooms	
293. Total number of different homes adopting improved practices relative to the house-furnishing work reported on this page		293

[Use space below to include other important data relating to house furnishings.]

¹ States which do not organize clubs or groups on a project basis should not report on this question but should report on enrollment and completion.

HOME HEALTH—SANITATION.

Report only this year's extension activities and results that are supported by records.

294. Number of project clubs or groups ¹	(a) Women	294
	(b) Juniors	
295. Number of members enrolled in home health and sanitation	(a) Women	295
	(b) Girls	
	(c) Boys	
296. Number of members completing	(a) Women	296
	(b) Girls	
	(c) Boys	
297. Number of method demonstrations given		297
298. Number of result demonstrations started or under way	(a) Women	298
	(b) Girls	
	(c) Boys	
299. Number of result demonstrations completed or carried through the year	(a) Women	299
	(b) Girls	
	(c) Boys	

HEALTH.²

300. Number of homes adopting recommended health practices this year		300
301. Number of individuals adopting recommended practices in—		301
(a) Use of health score card	(f) Care of skin and hair	
(b) Good posture	(g) Home nursing	
(c) Prevention of colds	(h) First aid	
(d) Good elimination	(i)	
(e) Care of teeth	(j)	

302. Is your health program coordinated with the work of State and county health authorities?	(a) Yes	302
	(b) No	

SANITATION.

303. Number of homes installing sanitary closets or outhouses this year according to plans furnished		303
304. Number of homes screened for the first time		304
305. Number of homes following other methods of controlling flies, mosquitoes, and other insects for the first time		305
306. Total number of different homes adopting improved practices relative to the sanitation work reported on this page		306

[Use space below to include other important data relating to home health and sanitation.]

¹ States which do not organize clubs or groups on a project basis should not report on this question but should report on enrollment and completion.
² It is assumed that this work is conducted in cooperation with State and county health authorities.

RURAL ENGINEERING—HOME.

Report only this year's extension activities and results that are supported by records.

Do not list information which has been previously reported on page 14.

307. Number of method demonstrations given.....	307
308. Number of result demonstrations started or under way.....	308
309. Number of result demonstrations completed or carried through the year.....	309
310. Number of dwellings constructed this year according to plans furnished.....	310
311. Number of dwellings remodeled this year according to plans furnished.....	311
312. Number of sewage-disposal systems installed this year according to plans furnished.....	312
313. Number of water systems installed this year according to plans furnished.....	313
314. Number of heating systems installed this year according to plans furnished.....	314
315. Number of lighting systems installed this year according to plans furnished.....	315
316. Number of poultry houses constructed this year according to plans furnished.....	316
317. Total number of different homes adopting improved practices relative to the rural-engineering work reported on this page.....	317

[Use space below to include other important data relating to rural engineering.]

BEAUTIFICATION OF HOME GROUNDS.

Report only this year's extension activities and results that are supported by records.

Do not list information which has been previously reported on page 12.

318. Number of project clubs or groups ¹	(a) Women.....	318
	(b) Juniors.....	
319. Number of members enrolled in beautification of home grounds.....	(a) Women.....	319
	(b) Girls.....	
	(c) Boys.....	
320. Number of members completing.....	(a) Women.....	320
	(b) Girls.....	
	(c) Boys.....	
321. Number of method demonstrations given.....		321
322. Number of result demonstrations started or under way.....	(a) Women.....	322
	(b) Girls.....	
	(c) Boys.....	
323. Number of result demonstrations completed or carried through the year.....	(a) Women.....	323
	(b) Girls.....	
	(c) Boys.....	
324. Number of home grounds planted this year according to a landscape plan.....		324
325. Number of school and community grounds planted this year according to a landscape plan.....		325
326. Number of homes painted or whitewashed this year as a result of instruction in beautification.....		326
327. Total number of different homes beautifying home grounds this year.....		327

[Use space below to include other important data relating to beautification of home grounds.]

¹ Clubs which do not organize clubs or groups on a project basis should not report on this question, but should report an enrollment and completion.

HOME GARDENS.

Report only this year's extension activities and results that are supported by records.

Do not list information which has been previously reported on page 12.

328. Number of project clubs or groups	(a) Women	328
	(b) Juniors	
329. Number of members enrolled in home gardens	(a) Women	329
	(b) Girls	
	(c) Boys	
330. Number of members completing	(a) Women	330
	(b) Girls	
	(c) Boys	
331. Number of method demonstrations given		331
332. Number of result demonstrations started or under way	(a) Women	332
	(b) Girls	
	(c) Boys	
333. Number of result demonstrations completed or carried through the year	(a) Women	333
	(b) Girls	
	(c) Boys	
334. Number of gardens involved in result demonstrations	(a) Women	334
	(b) Girls	
	(c) Boys	
335. Number of individuals adopting improved practices in growing fruit trees this year	(a) Women	335
	(b) Girls	
	(c) Boys	
336. Number of individuals adopting improved practices in growing bush and small fruits this year	(a) Women	336
	(b) Girls	
	(c) Boys	
337. Number of individuals adopting improved practices in growing grapes this year	(a) Women	337
	(b) Girls	
	(c) Boys	
338. Number of individuals adopting improved practices in growing vegetables this year	(a) Women	338
	(b) Girls	
	(c) Boys	
339. Number of individuals saving improved stock or seed for the first time	(a) Women	339
	(b) Girls	
	(c) Boys	
340. Number of homes spraying or otherwise treating garden crops for diseases and insect pests for the first time		340
341. Number of individuals growing winter gardens for the first time	(a) Women	341
	(b) Girls	
	(c) Boys	
342. Total number of different homes adopting improved practices relative to the home-garden work reported on this page		342

[Use space below to include other important data relating to home gardens.]

HOME POULTRY.

Report only this year's extension activities and results that are supported by records.
Do not list information which has been previously reported on pages 14 and 15.

343. Number of project clubs or groups ¹	(a) Women	} 343
	(b) Juniors	
344. Number of members enrolled in home poultry.....	(a) Women	} 344
	(b) Girls	
	(c) Boys	
345. Number of members completing.....	(a) Women	} 345
	(b) Girls	
	(c) Boys	
346. Number of method demonstrations given.....	(a) Women	} 346
	(b) Girls	
	(c) Boys	
347. Number of result demonstrations started or under way.....	(a) Women	} 347
	(b) Girls	
	(c) Boys	
348. Number of result demonstrations completed or carried through the year.....	(a) Women	} 348
	(b) Girls	
	(c) Boys	
349. Number of birds in result demonstrations raised or managed by.....	(a) Women	} 349
	(b) Girls	
	(c) Boys	
350. Total profit on result demonstrations conducted by.....	(a) Women	} 350
	(b) Girls	
	(c) Boys	
351. Number of individuals culling flocks for the first time.....	(a) Women	} 351
	(b) Girls	
	(c) Boys	
352. Number of homes culling flocks for the first time.....	(a) Women	} 352
	(b) Girls	
	(c) Boys	
353. Number of birds in these flocks.....	(a) Women	} 353
	(b) Girls	
	(c) Boys	
354. Number of birds discarded.....	(a) Women	} 354
	(b) Girls	
	(c) Boys	
355. Number of homes feeding better-balanced poultry rations for the first time.....	(a) Women	} 355
	(b) Girls	
	(c) Boys	
356. Number of individuals assisted in obtaining standard-bred eggs for hatching this year.....	(a) Women	} 356
	(b) Girls	
	(c) Boys	
357. Number of homes assisted in obtaining standard-bred cockerels this year.....	(a) Women	} 357
	(b) Girls	
	(c) Boys	
358. Number of individuals adopting improved practices in early hatching and chick rearing this year.....	(a) Women	} 358
	(b) Girls	
	(c) Boys	
359. Number of homes directly assisted in increasing the family income this year through poultry.....	(a) Women	} 359
	(b) Girls	
	(c) Boys	
360. Number of homes controlling poultry insects for the first time.....	(a) Women	} 360
	(b) Girls	
	(c) Boys	
361. Total number of different homes adopting improved practices relative to the home-poultry work reported on this page.....	(a) Women	} 361
	(b) Girls	
	(c) Boys	

[Use space below to include other important data relating to home poultry.]

¹ States which do not organize clubs or groups on a project basis should not report on this question but should report on enrollment and completion.

HOME DAIRY.

Report only this year's extension activities and results that are supported by records.
Do not list information which has been previously reported on pages 14 and 15.

362. Number of project clubs or groups ¹	(a) Women	} 362
	(b) Juniors	
363. Number of members enrolled in home-dairy work	(a) Women	} 363
	(b) Girls	
	(c) Boys	
364. Number of members completing	(a) Women	} 364
	(b) Girls	
	(c) Boys	
365. Number of method demonstrations given		365
366. Number of result demonstrations started or under way	(a) Women	} 366
	(b) Girls	
	(c) Boys	
367. Number of result demonstrations completed or carried through the year	(a) Women	} 367
	(b) Girls	
	(c) Boys	
368. Number of cows or calves in result demonstrations raised or managed by	(a) Women	} 368
	(b) Girls	
	(c) Boys	
369. Number of homes feeding better dairy rations for the first time		369
370. Number of homes adopting better practices in the sanitary production and care of milk this year		370
371. Number of homes adopting better practices in butter or cheese making this year		371
372. Number of pounds of butter made		372
373. Number of pounds of cheese made		373
374. Total number of different homes adopting improved practices relative to the home-dairy work reported on this page		374

[Use space below to list other important data relative to home dairying.]

.....

.....

.....

.....

.....

¹ Clubs which do not organize clubs or groups on a project basis should not report on this question but should report on enrollment and completion.

MISCELLANEOUS—HOME.

Report only this year's extension activities and results that are supported by records.

Do not list information which has been previously reported on page 18.

Use this page to include work on any other home-economics project not included in the preceding pages, such as recreation, basket making, and similar work, i. e., any other information that can be reported statistically and that will help to give a complete account of the year's work.

Item		001	002	003
379. Number of project clubs or groups ¹	(a) Women			379
	(b) Juniors			
380. Number of members enrolled	(a) Women			380
	(b) Girls			
	(c) Boys			
381. Number of members completing	(a) Women			381
	(b) Girls			
	(c) Boys			
382. Number of method demonstrations given				382
383. Number of result demonstrations started or under way	(a) Women			383
	(b) Girls			
	(c) Boys			
384. Number of result demonstrations completed or carried through the year	(a) Women			384
	(b) Girls			
	(c) Boys			
385. Number of units involved in such result demonstrations	(a) Women			385
	(b) Girls			
	(c) Boys			
386. Total number of different homes adopting improved practices relative to the miscellaneous work reported on this page				386
[Use space below to include other important data relating to miscellaneous work.]				

¹ Include name over column.

² States which do not organize clubs or groups on a project basis should not report on this question but should report on enrollment and completion.