


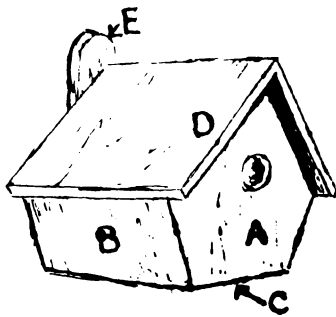
Wren Nesting Boxes

Special Hints for Construction

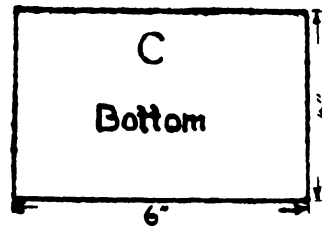
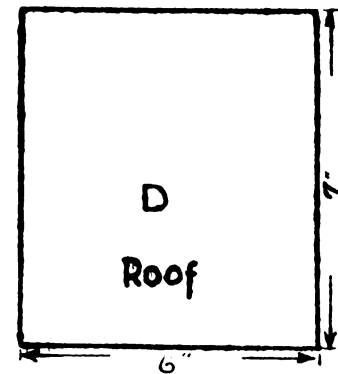
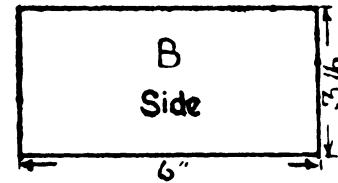
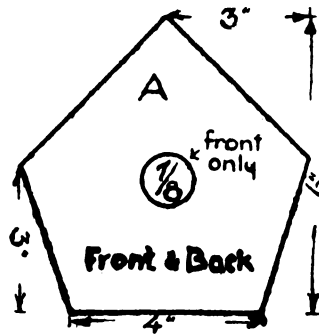


Hanging house.


The wren prefers to nest in the vicinity of barns, gardens, and orchards. This bird will occupy a house placed from 6 to 10 feet above the ground in a shady spot near a building, grape arbor, or tree. It does not hesitate to build a nest in a house stained or painted dark grey or dark green. Paint the roof dark also. Make the front and back of the house from the ends of a lemon crate. Make the sides and roof from crate sides. Be sure not to bore entrance hole too large or sparrows will enter.



Virginia wren nest box and plans.



Publication 30
Reprint March 1976



Gable roofed house.

Extension Division • Virginia Polytechnic Institute and State University

Issued in furtherance of Cooperative Extension work, Acts of May 8 and June 30, 1914, in cooperation with the U.S. Department of Agriculture. W. E. Skelton, Dean, Extension Division, Cooperative Extension Service, Virginia Polytechnic Institute and State University, Blacksburg, Virginia 24061.

The Virginia Cooperative Extension Service by law and purpose is dedicated to serve all people on an equal and nondiscriminatory basis. An Equal Opportunity/Affirmative Action Employer