

Writing a Book in Five Days to Advance Access, Resilience, and Equity

Inside VIVA's Rapid Publishing Program

2025 VIVA Open and Affordable
Community Forum

November 14, 2025 | Richmond, VA



Introduce yourself and your role in a VIVA writing sprint



Jessica Kirschner, *VIVA Digital Publishing Coordinator (2023 – present)*

Community and Public Health Nursing (2022)

Andrea Reed (VCU)

Gretchen Wiersma (UVA)

Beth Tremblay (ODU)

Exploring Leadership Questions: An Introduction for Emerging Leaders (2025)

Anita R. Walz (VT)

Joshua J. S. Marsh (Liberty)



01

Writing Sprints

Introduction and Background





Sprint

to run or go at top speed
especially for a short
distance

[Merriam-Webster](#)



We now do virtual Book Sprints. Want to know more? **Let's chat.**

 [Contact us](#)

From zero to book in five days

A book written by the right people at the right time establishes authority on a topic. Book Sprints facilitates your experts to aggregate knowledge, turn it into clear information and publish it fast.

[OUR BOOKS](#)

[OUR METHOD](#)

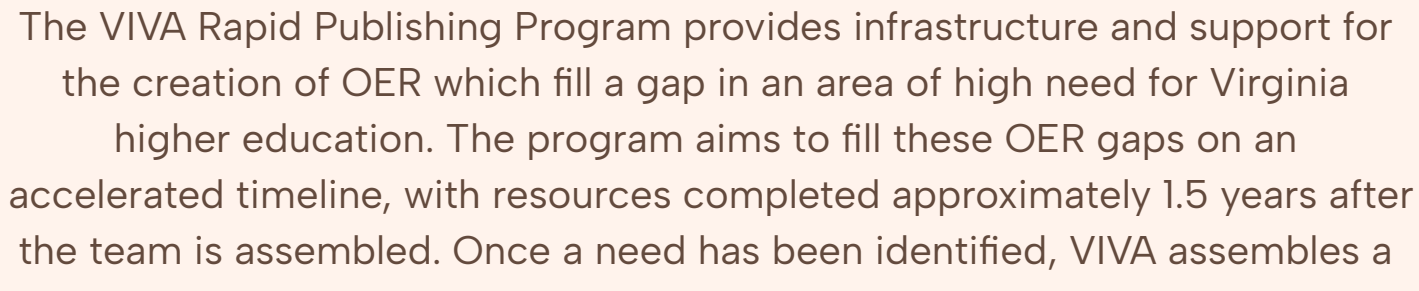


BookSprints(™)




VIVA Rapid Publishing Program

The VIVA Rapid Publishing Program provides infrastructure and support for the creation of OER which fill a gap in an area of high need for Virginia higher education. The program aims to fill these OER gaps on an accelerated timeline, with resources completed approximately 1.5 years after the team is assembled. Once a need has been identified, VIVA assembles a multi-institutional team and provides infrastructure for rapid authorship, publishing support, and outreach and adopt grants for completed projects.

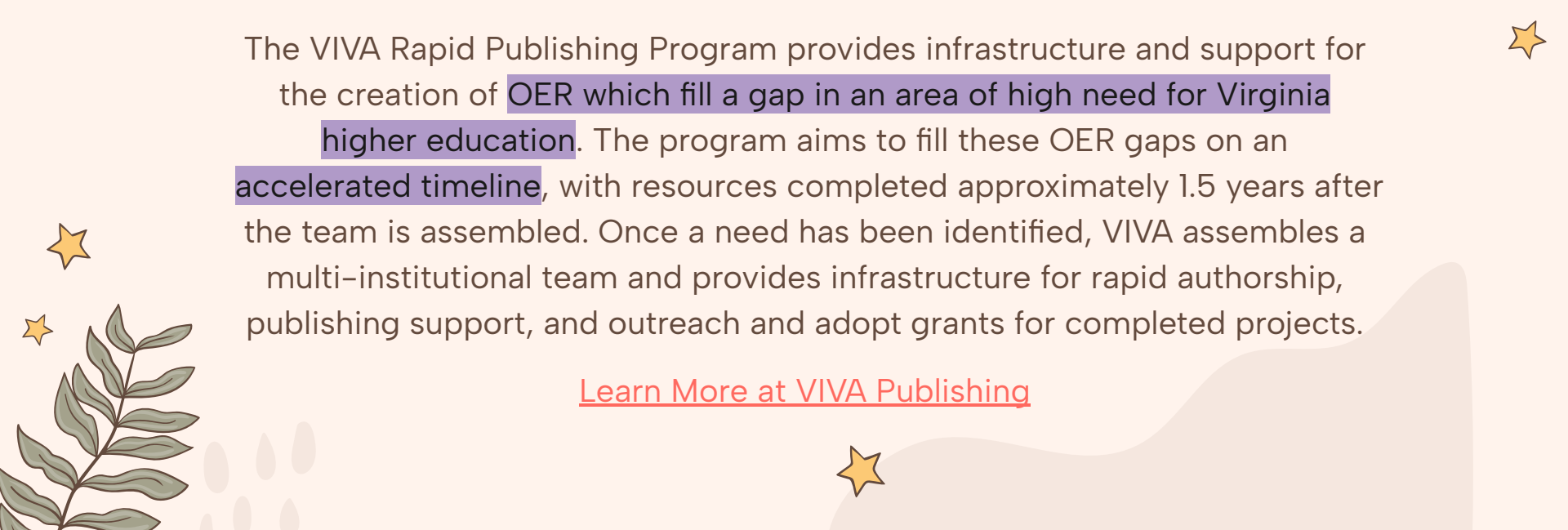


[Learn More at VIVA Publishing](#)





VIVA Rapid Publishing Program - **WHY**







The VIVA Rapid Publishing Program provides infrastructure and support for the creation of **OER which fill a gap in an area of high need for Virginia higher education**. The program aims to fill these OER gaps on an **accelerated timeline**, with resources completed approximately 1.5 years after the team is assembled. Once a need has been identified, VIVA assembles a multi-institutional team and provides infrastructure for rapid authorship, publishing support, and outreach and adopt grants for completed projects.

[Learn More at VIVA Publishing](#)



Rapid Publishing Support

- Assembles a multi-institutional team: recruitment and selection
 - Provides infrastructure for rapid authorship
 - Stipends
 - Facilitation and structure
 - Writing sprint organization and facilitation
 - Publishing support
 - Peer review
 - Copyediting
 - Typesetting
 - Print on demand
 - Outreach: promotion
 - Adopt grants for completed projects, through the VIVA Open Grant program
- 
- 
- 
- 



Program Development Considerations

I began with a basic idea: gather subject matter experts for 1 week to author a draft of a textbook. Everything else was built from scratch.

In developing the program, I considered:

- What preparation would be need to ensure participants were prepared
- What team members were needed and how to select them
- What was needed the week of (schedule, where, amenities)
- How to gauge participation throughout the whole process




I tried to build support and structure so all authors had to focus on during the sprint was writing.





Preparation Schedule

Meeting date	What we're covering	Homework for next session
April 18	Kickoff! Overview of the program and project.	Look at existing textbooks for structure, features, and topics
May 2	Textbook structure and elements Begin drafting TOC	Continue drafting TOC
May 16	Introduction to OER, licensing, and reusing materials	Begin looking for existing OER materials for reuse
June 13	Citation Style, AI, Accessibility Training* <i>*Finalize TOC</i>	Continue looking for existing OER materials; begin to prepare for the writing sprint
June 27	Preparation for Writing Sprint*, visit from previous participant <i>*AI discussion, last minute questions</i>	Volunteer for beta testing in fall; See you at the writing sprint!





Post-Writing Sprint Schedule

Date	Task	Participation
Late Summer 25	Final cleanup of manuscript	VIVA, team members as needed
Summer/Fall 25	Peer Review	Only VIVA
Fall 2025	Beta-testing	1-3 volunteers
Winter 25-26	Review comments and undertake revisions	Whole team; meetings scheduled with team input
April 2026	Send to publishing partner	VIVA
Spring/Summer 26	Production process	VIVA, team members as needed
August 2026	Projected publication date!	



Writing Sprint Schedule

	Monday	Tuesday	Wednesday	Thursday	Friday
8	Welcome/Breakfast Review schedule for the week and expectation. Last questions before we begin! (Jessica)	Breakfast	Breakfast	Breakfast	Breakfast
9		Daily Agenda/Morning Check-in	Daily Agenda/Morning Check-in	Daily Agenda/Morning Check-in	Daily Agenda/Morning Check-in Writing Assignments
10	Learning Objectives (Joshua): Discussion Independent writing Talk with your teammate Regroup as a full team	Writing block 1	Writing block 3	Review Block 2	Writing block 7: Introduction Activities Sidebars
11			Tour of Virginia Tech (optional)		11:15 - Discussion: Next Steps
12	Lunch	Lunch	Lunch	Lunch	Lunch
1	Discussion: Map chapter dependencies (Joshua)	Check in: Chapter Status	Writing block 4	Writing block 5 More writing, editing, review other chapters	Writing/Review Block: more writing or editing as needed
2		Writing block 2			
3	Break	Review block 1: Switch chapters for review			
4	Discussions (Jessica): Accessibility Formatting	Discussion: What's working, what's not? Things to note when we continue writing.	Daily Debrief	Discussion: Any things to note as we go into our last day?	Goal of ending at 3pm. If needed, will go to 5pm
5					



Writing Sprint Toolkit

<https://bit.ly/oer-sprint-toolkit>



Includes

- Scheduling Templates
- RFP template for participants
- Sample author guide
- Sample slides for prep topics
- Guide for facilitators [In progress]

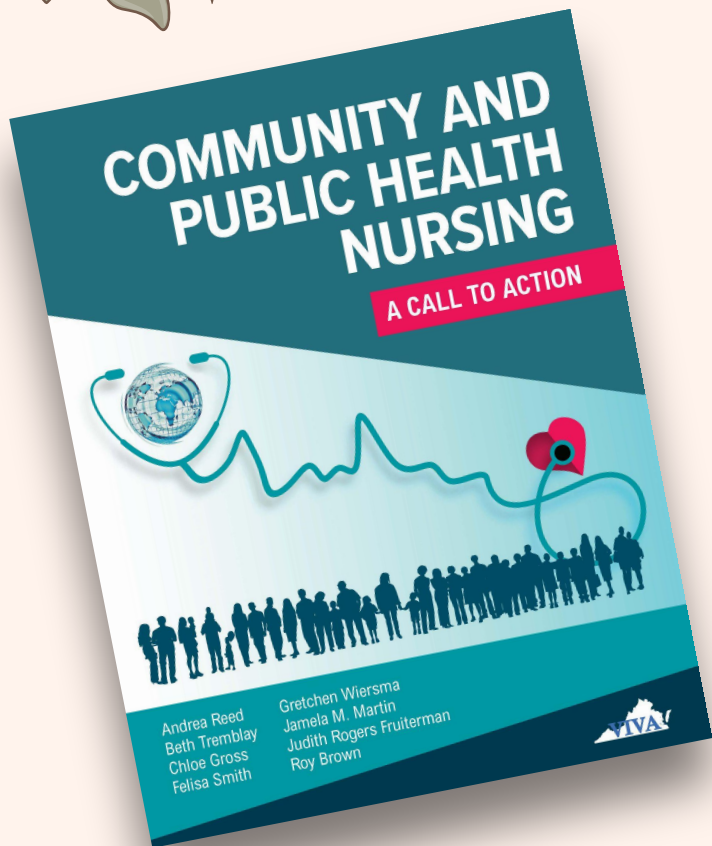
This is a work in progress. Please let me know if there's other items that would be helpful to you as you plan your own writing sprint.







Two-minute project recap





02

Nursing text takeaways






OER Adoption in Resistant Disciplines (Nursing)



1. Map to course/program outcomes & accreditation standards
 - a. Identify course/clinical outcomes
2. Vet for quality & fit
 - a. Check currency, evidence links, citations
 - b. Accessibility and inclusive design
3. Integrate & Align assessment
 - a. Embed in LMS with stable links/metadata
 - b. Create low-stakes checks + NCLEX-style (board exam) items
4. Assess impact
 - a. Collect student cost savings, usage
 - b. Monitor learning outcomes & equity impacts





Challenges & Responses


1. Perception: 'OER = low quality'
 - a. Apply rubrics; show peer review; align with guidelines
 2. Time & labor constraints
 - a. Disclose upfront, 5 days = long-term commitment
 3. Ownership
 - a. Clarify copyright, author recognition
 4. Accreditation & exam alignment
 - a. Map to accreditation standards; include board testing items with rationales
 5. Sustainability concerns
 - a. Update plan, repositories
- 
- 
- 



What OER Can Look Like in Resistant Disciplines

1. Textbook chapters, quick-reference guides, and clinical checklists
2. Case studies, screen-based simulations, virtual scenarios
3. Skills lab checklists, facilitator guides, and station scripts
4. Board-style question banks with rationales
5. Education handouts, infographics, teach-back scripts
6. Open images/diagrams, rubrics, and templates





Designing for Quality & Evidence in Resistant Disciplines

1. Cite guidelines and systematic reviews; link to stable sources
2. Include version/date stamps; list contributors and peer reviewers
3. Use a rubric (currency, accuracy, pedagogy, inclusivity, accessibility)
4. Embed board-style items with rationales; provide answer keys for faculty
5. Create a teacher's guide to support adoption




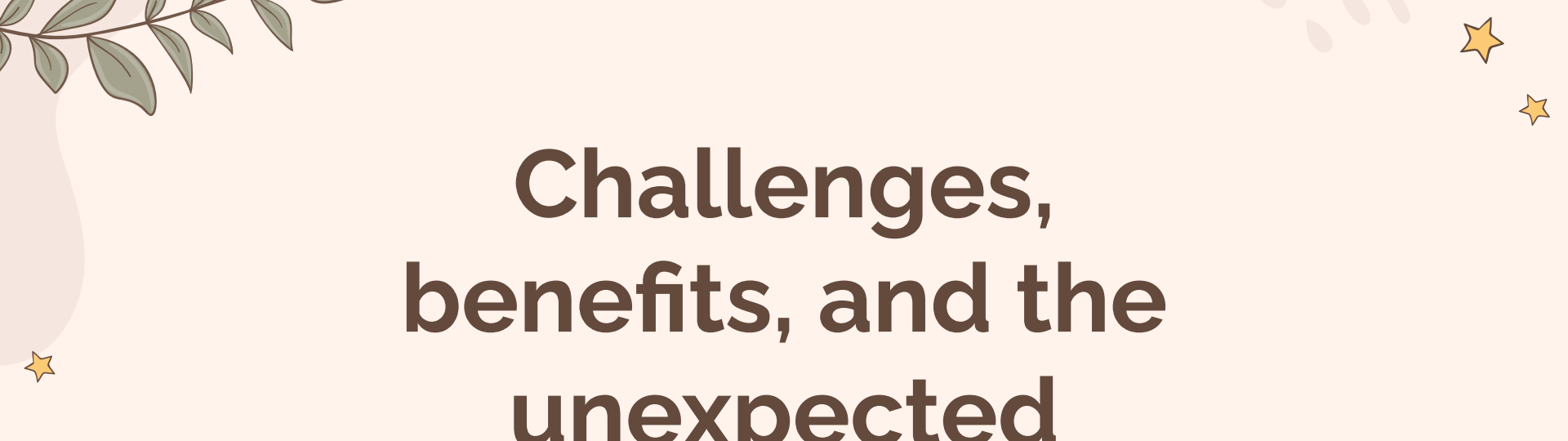


03

A tale of two writing sprints


Participant experiences






Challenges, benefits, and the unexpected





Fostering Resilience in team members, students, and the field





**Would you
do it again?**



Questions for the panel?

Please share questions, thoughts, and your own experiences!





Thanks!

Community and Public Health Nursing (2022)

Andrea Reed (VCU) agreed@vcu.edu

Gretchen Wiersma (UVA) qhu7yb@virginia.edu

Beth Tremblay (ODU) bmtrembl@odu.edu

Exploring Leadership Questions: An Introduction for Emerging Leaders (2025)

Anita R. Walz (VT) arwalz@vt.edu

Joshua J. S. Marsh (Liberty) jjmarsh3@liberty.edu

VIVA

Jessica Kirschner vivapub@gmu.edu



CREDITS: This presentation template was created by **Slidesgo**, and includes icons by **Flaticon** and infographics & images by **Freepik**