

“A Dialogue between Permanence and Impermanence”

-Bi Ojes

A Dialogue between Permanence and Impermanence

Ronn Bi Ojes

Thesis submitted to the faculty of the Virginia Polytechnic Institute and State University in partial fulfillment of the requirements for the degree of Master of Architecture in Architecture

James R Jones, Chair

Madison C. Cook

Clive R. Vorster

12.17.2024

Blacksburg, VA

Keywords: stillness, reflections, harmony, fleeting, shifting shades, lift and recede, whisper of moments

Copyright

“A Dialogue between Permanence and Impermanence”

Ronn Bi Ojes

Abstract

This thesis, *"A Dialogue Between Permanence and Impermanence,"* is an exploration of architecture's ability to embody time's duality—its capacity to endure and its inevitability to transform. The project envisions a hotel as a living metaphor for life itself, where the permanence of its structural essence contrasts with the fleeting presence of its occupants. Through materiality, light, and spatial transitions, the design fosters a conversation between what is lasting and what is ephemeral.

The first part, *The Poetic Dialogue*, offers a narrative journey through spaces that speak to this duality. From the entrance, where floating canopies and grounded columns converse in tension, to a lobby of reflective surfaces that capture light's transient dance, each moment is designed to resonate with the visitor. The garden reveals a progression—from structured pathways dissolving into organic forms, to still water mirroring fleeting shadows—inviting reflection on the balance of stability and impermanence. Corridors dissolve into private retreats, framing a serene transition from the shared to the personal. Finally, the journey concludes with a departure steeped in reflective stillness, where architecture lingers in memory.

The second part, *The Crafted Reality*, serves as a work in progress—a foundation for the technical articulation of the design's vision. While this book provides an example of the conceptual translation into detailed plans, sections, and material studies, it leaves space for readers to imagine their own interpretations of this architectural dialogue. It is an open invitation to engage with the interplay of permanence and impermanence as both a conceptual and a technical challenge.

This thesis celebrates the architecture of experience—a narrative rooted in the tactile, the visual, and the transient. It is a reflection on the enduring power of space to ground us, even as it reminds us of the beauty inherent in life's impermanence.

“A Dialogue between Permanence and Impermanence”

Ronn Bi Ojes

General Abstract

This project, "A Dialogue Between Permanence and Impermanence," reimagines a hotel as a space where architecture tells the story of time. By blending enduring structural elements with dynamic features like light and water, the design creates a unique experience that reflects life's balance between stability and change. The hotel becomes more than a place to stay and it's a journey that connects guests to the beauty of what lasts and the fleeting nature of their moments within it.

Dedication

To my Lord and Savior, Jesus Christ,
for His unwavering grace, guidance, and blessings throughout this journey.
And to my beloved family,
for their endless love, support, and encouragement,
which have been my foundation and strength.
With deepest gratitude, this work is dedicated to you.

Table of Contents

Part 1	pg. 10 - pg. 78
Pert 2	pg. 79 - pg. 132

"Architecture as a dialogue between the enduring permanence of structure and the transient experiences of its users."

Introduction

Architecture is often regarded as a symbol of permanence—a manifestation of strength, endurance, and the passage of time. From monuments and historic structures to modern buildings, it is the weight of their materiality and the longevity of their presence that define them. Yet, for those who interact with these spaces, the experience is often fleeting—moments of movement, light, and memory that are transient against the backdrop of the built environment.

This thesis, "*A Dialogue Between Permanence and Impermanence*," explores this duality, seeking to bridge the enduring nature of architecture with the ephemeral quality of human experience. Inspired by the delicate balance found in nature—where rivers carve through stone, sunlight dances on water, and stacked stones along riverbanks symbolize both stability and fragility—this project translates these interactions into architectural form.

Through the design of a hotel, this dialogue is expressed using thoughtful material choices, spatial transitions, and experiential elements. Each space—from the entrance canopy and reflective lobby to the tranquil garden and private guest rooms—tells a story of contrast, balance, and harmony. The goal is to create a built environment where permanence provides grounding, and impermanence evokes a sense of wonder and reflection.

This book is divided into two parts:

- Part 1: The Poetic Dialogue** focuses on the conceptual narrative and the guest's journey through the hotel, highlighting the interplay of solid and transient elements.

- Part 2: The Crafted Reality** delves into the technical execution of the design, with detailed plans, material studies, and systems integration that bring the conceptual vision to life.

Through this work, I invite you to experience a space that is not only built but also felt—a metaphor for life itself, where the enduring and the fleeting coexist in quiet conversation.

Part 1

The Poetic Dialogue


Body

Architecture, like nature, thrives on balance—between the enduring and the ephemeral, the grounded and the fleeting. As I embarked on this thesis, "*A Dialogue Between Permanence and Impermanence*," I found myself drawn to the subtle conversations in nature that exemplify this duality.

Through careful observation, I discovered moments in the natural world that have shaped and inspired the foundation of this work:

- Flowing Water:** Ever-changing and fleeting, it glides over grounded stones that endure the test of time. This interaction symbolizes the quiet strength of permanence alongside the relentless motion of impermanence.
- Stacked Stones:** Whether balanced by hand or shaped by currents, these arrangements reflect fragility and steadfastness—a delicate balance that seems transient yet holds an enduring grace.
- Trees and Leaves:** A tree, with roots deeply anchored in the earth, speaks to permanence, while its drifting leaves, carried by the wind, embody the fleeting nature of impermanence.
- Sunlight and Shadow:** Patterns of light that dance across the forest floor remind us of the interplay between the solid, immovable ground and the transient beauty of ever-shifting light.


"Along the riverbank, harmony I found,
Flowing water fleeting, stones steadfast and bound."



"A stack of stones, both firm and frail,
Solid yet fleeting, they tell their tale."



"Roots hold firm in the earth's embrace,
While leaves drift softly, a fleeting trace."



"Sunlight and shadow dance on the ground,
Fleeting and soft, where the earth is bound."



These natural elements—water, stone, light, and shadow—have profoundly influenced my design. They serve as metaphors, weaving into the architectural spaces a story of harmony and contrast. Each material, form, and spatial transition in this project seeks to ground the visitor in this delicate balance, creating an environment that invites reflection and wonder.

As we move forward, I invite you to experience this narrative not only as an architectural journey but as a sensory one. Through a poem that mirrors the guest's passage through the hotel, the spaces come alive—each revealing the subtle dialogue between permanence and impermanence.

The Guest's Journey: A Poetic Narrative

To convey the essence of "*A Dialogue Between Permanence and Impermanence*," I have captured the user's experience through a poem. This narrative follows a guest's passage through the hotel, revealing how each design element becomes part of a larger conversation—one that speaks to the tension and harmony between what endures and what changes. Each stanza of the poem corresponds to a specific space, layering sensory and emotional experiences:

- The Entrance**

- The Lobby**

- The Garden**

- The Elevators**

- The Hallways**

- The Guest Room**

This poetic journey is more than a description of spaces; it is an invitation to visualize and feel the layered design. It reflects the ways materials and light interact, how movement and stillness intertwine, and how architecture can echo the ephemeral nature of life itself.

At the entrance, a canopy floats,
Layered above, staggered heights that coax—
Guiding footsteps toward where stillness meets flow,
Columns reach but never touch, in poised tableau.

Through the lobby, stones stacked like riverside lore,
Concrete firm beneath, while reflections soar.
Suspended ceilings, hovering light,
A dance of grounded form and airy flight.

Beyond the walls, a garden reveals,
A harmony of permanence the fleeting conceals.
Soft water flows, where stone holds ground,
Life's quiet dialogue, in stillness profound.

To the elevators, past walls that glow,
Solid stone embracing light's ebb and flow.
An interplay of what's fixed and what fades,
The timeless set against the shifting shades.

In corridors where ceilings lift and recede,
The density thins, giving space to proceed.
Impermanence fades into steady room walls,
Private quarters where silence falls.

At the room above, a view from afar—

The garden below, a silent memoir.

He imagines its peace, the stones, the stream,

And carries it with him into his dream.

Yet, as they journey back, they'll see anew—

The permanence of place, the transient view.

In every stone and ceiling high,

A whisper of moments passing by.

— *Ronn Bi Ojes*

This poem serves as both a narrative and a guide through the spaces of the hotel. Each stanza encapsulates a moment within the guest's journey, illustrating how the interplay of permanence and impermanence unfolds through the architecture.

It reflects how every design decision—whether in materiality, spatial transitions, or the balance of light and shadow—contributes to an experience that lingers in memory, even as the guest's presence remains fleeting.

Now, let us visually explore this journey, breaking down how each space and element contributes to the dialogue between permanence and impermanence.

The Site: Bridging Permanence and Impermanence

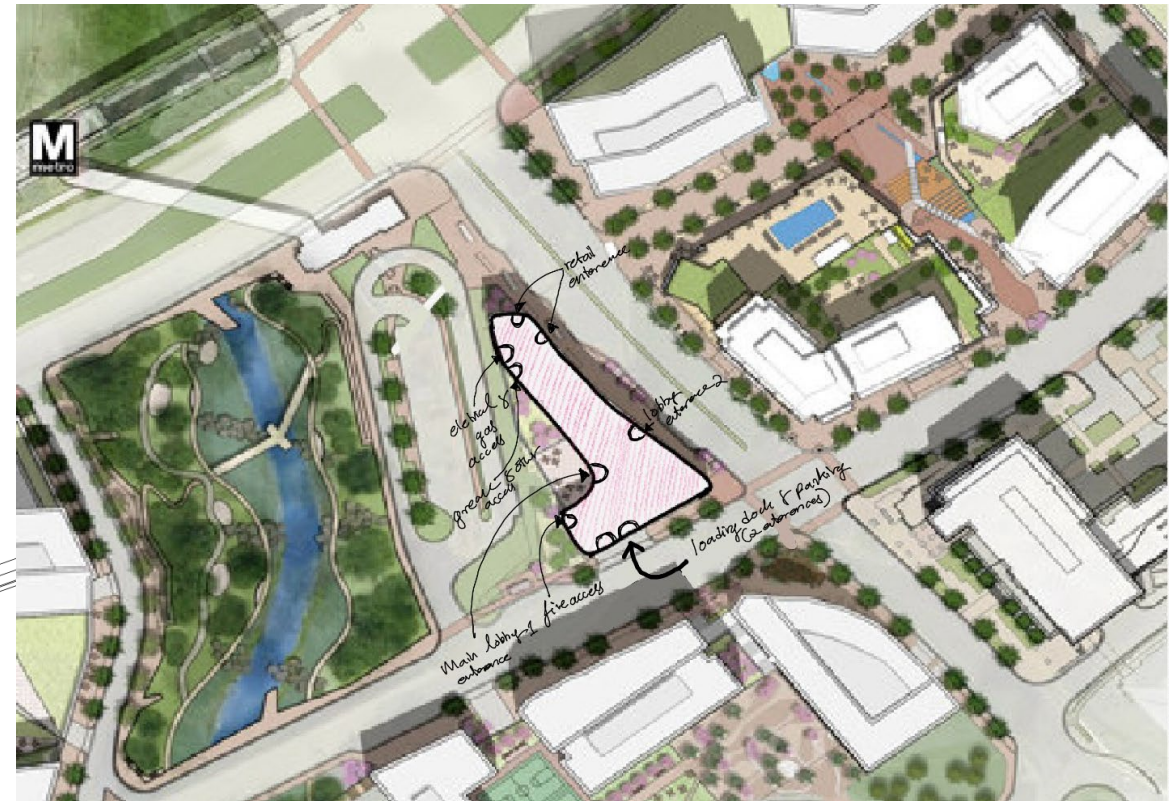
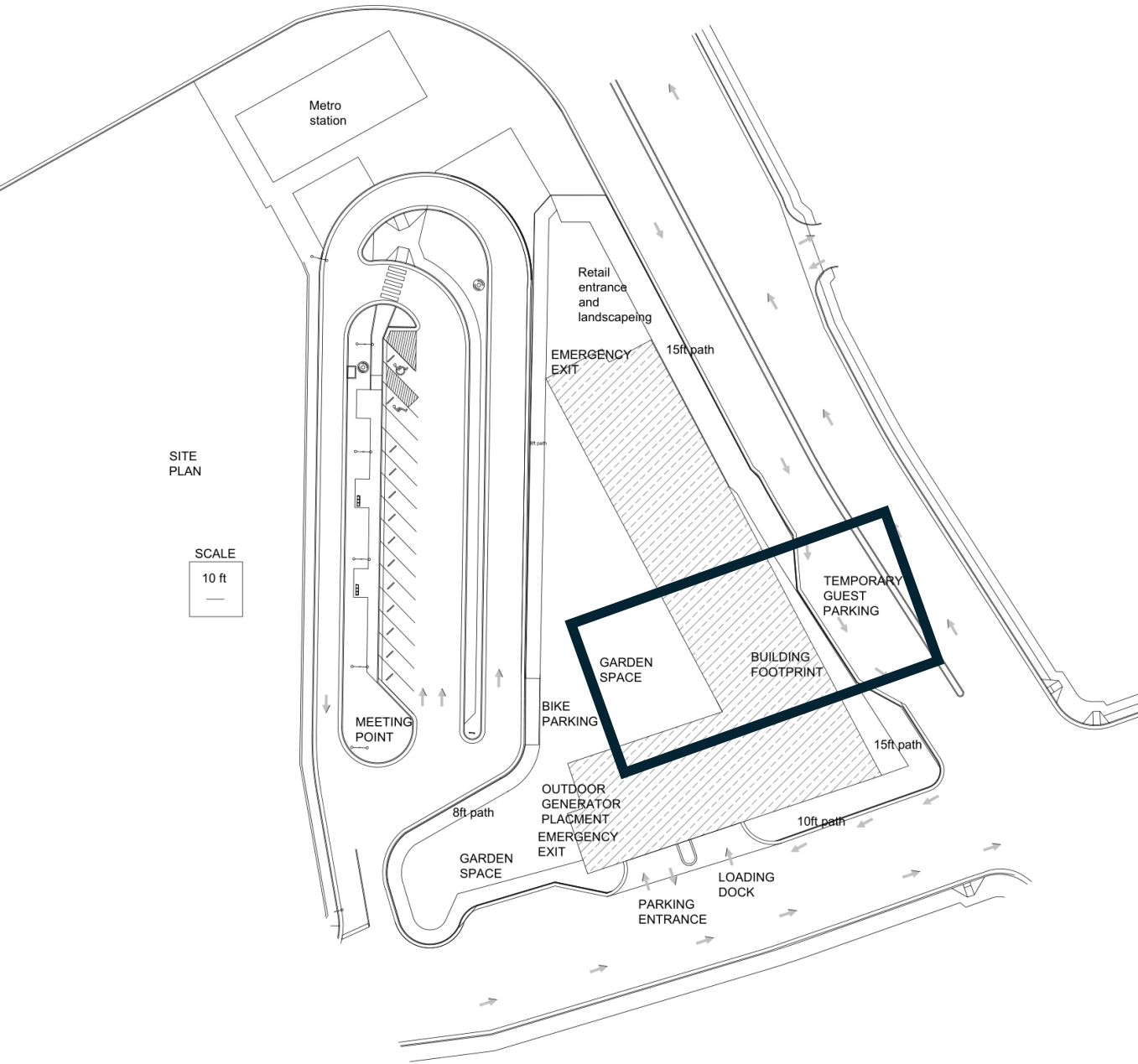
Having explored the conceptual journey through the spaces of the hotel, I now want to ground this dialogue between permanence and impermanence within its physical context.

The chosen site serves as a physical canvas that amplifies the dialogue between permanence and impermanence. Located in a context where the urban fabric meets natural elements, the site situates the hotel as an intermediary—bridging the enduring structures of the built environment with the transient qualities of nature.

The flowing water bodies and curated green spaces around the site echo the natural inspirations of the design. Circulation paths meander like rivers, connecting areas of interaction and stillness, while the placement of the hotel acknowledges its relationship to the ever-changing natural elements surrounding it. Each access point and orientation reinforces the narrative of contrast and harmony, with the hotel standing as a symbolic anchor amidst the dynamic motion of life.

In this setting, the hotel becomes more than a building—it transforms into an experiential dialogue. It is a space where the timeless solidity of its structure coexists with the ephemeral moments shaped by light, weather, and the flow of people. The site, therefore, is not just a location but a crucial participant in the story, reflecting and elevating the architectural concept that unfolds within.





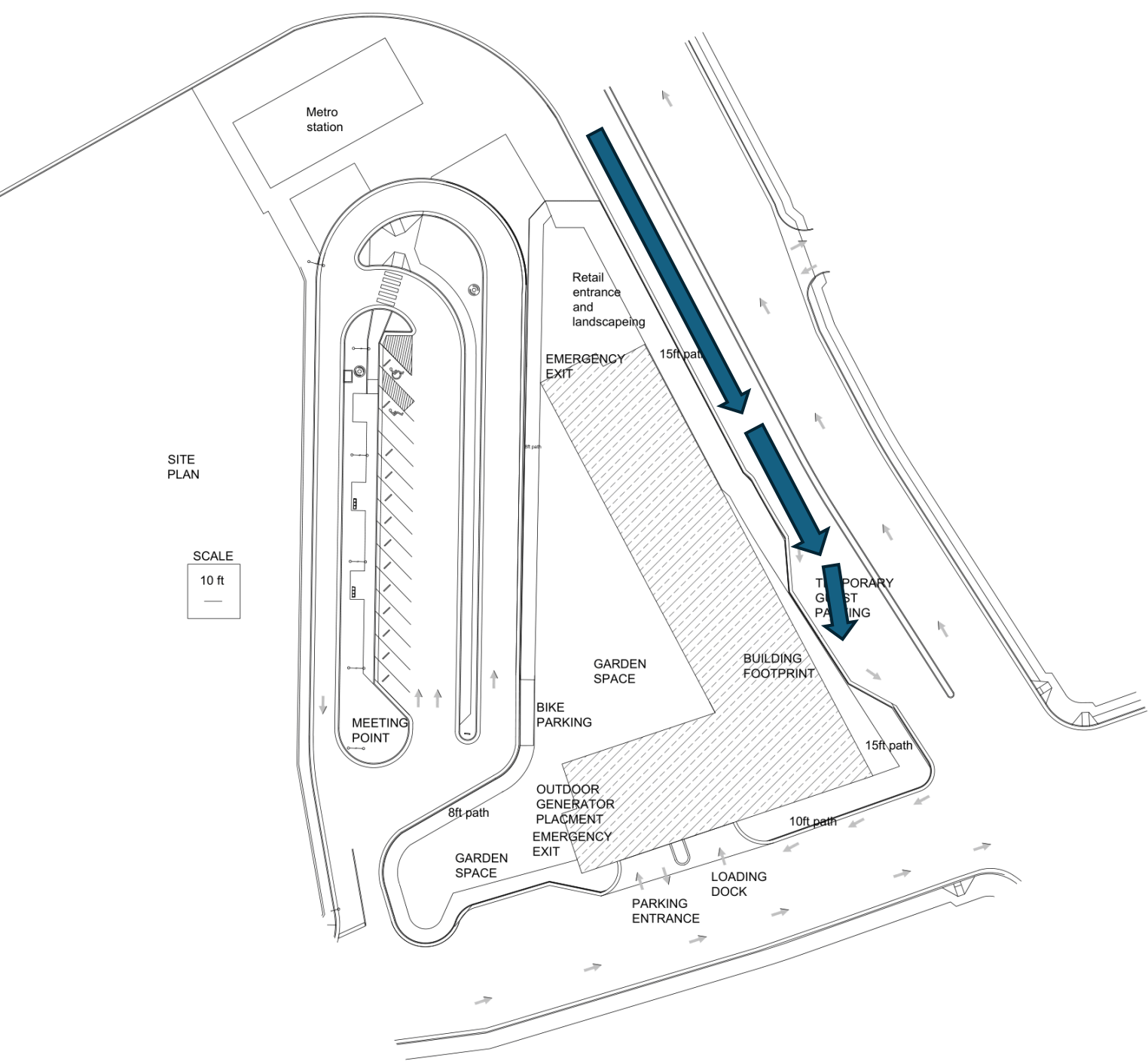
This detailed site plan highlights the focal point of the design, marked by the rectangle at the heart of the project. Within this defined area, the architectural dialogue between permanence and impermanence takes center stage, setting the stage for the guest's transformative journey.

The highlighted zone encompasses the critical experiential spaces of the hotel:

- The Entrance Canopy:** Columns stretch upward in poised elegance, evoking a balance between connection and separation, grounding and elevation.
- The Lobby:** A dynamic interplay of floating ceilings, reflective surfaces, and tactile materials welcomes guests into a transitional space where permanence and impermanence coexist.
- The Garden:** Flowing water, steadfast stones, and ephemeral shadows create a sensory-rich environment where the natural and built worlds harmonize.

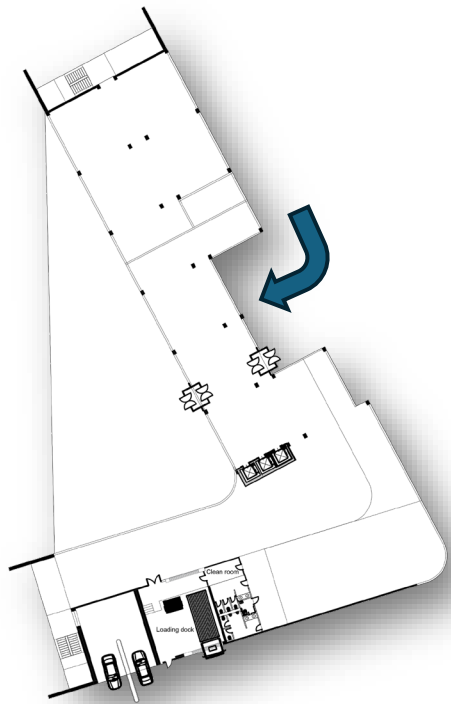
This rectangle serves as both a physical and conceptual anchor for the design. It embodies the narrative of shifting layers—of light, materials, and spatial transitions—that weave the story of permanence and impermanence. It is within these spaces that the journey unfolds, inviting guests to engage with the hotel not just as a building but as an immersive experience.

Moving forward, each of these spaces will be dissected in detail, revealing how design elements work cohesively to bring this architectural narrative to life.




"The car slows, the journey meets pause,
 Under a canopy that defies nature's laws.
 Columns rise, yet hold their breath,
 As if to honor each fleeting guest."

The Entrance



ENTRENCE The Floating Threshold

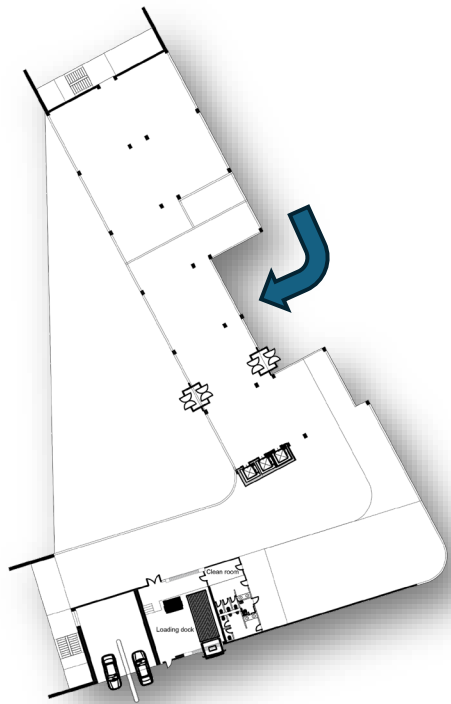
At the entrance, a canopy floats,
Layered above, staggered heights that coax—
Guiding footsteps toward where stillness meets flow,
Columns reach but never touch, in poised tableau



Floating Canopy

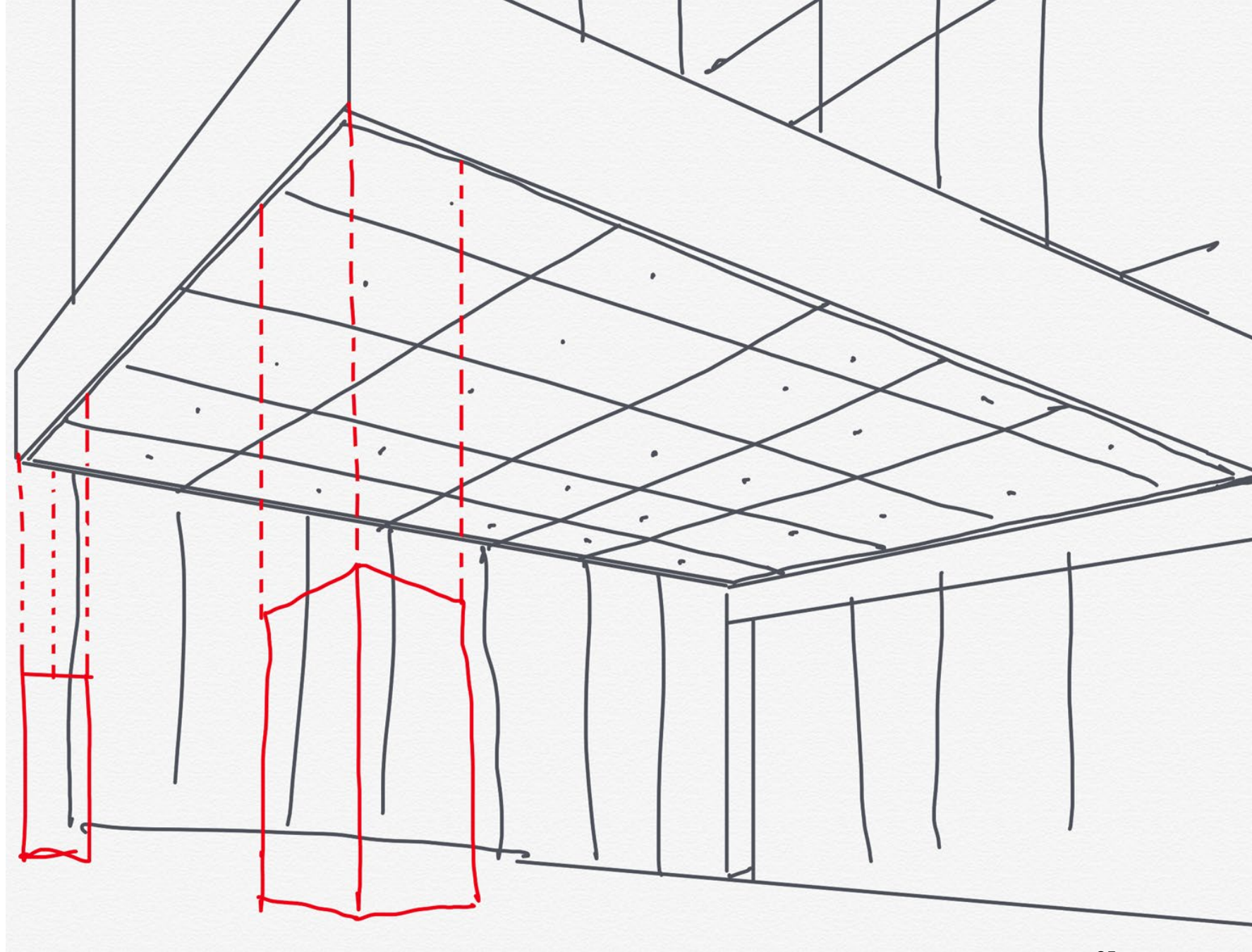
The **staggered, suspended forms** overhead redefine the sky as a playful architectural gesture.

- These elements hover at varying heights, creating a **sense of movement and rhythm** as guests approach.
- The lightness of the canopy contrasts with the solidity of the walls and ground, enhancing the feeling of **impermanence**.
- Its visual layering invites curiosity and guides footsteps naturally into the space, while simultaneously breaking the scale of the entrance, making it human and intimate.



ENTERENCE The Dialogue of Columns and Canopy

At the entrance, a canopy floats,
Layered above, staggered heights that coax—
Guiding footsteps toward where stillness meets flow,
Columns reach but never touch, in poised tableau



Columns as Anchors

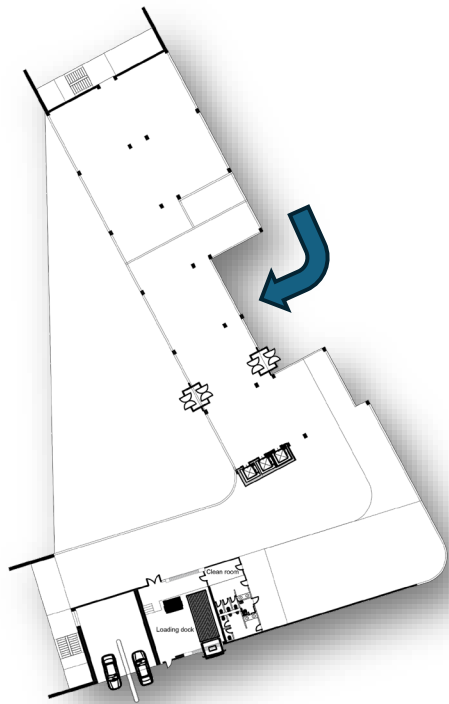
Columns rise with purpose but deliberately stop short, refusing to meet the canopy:

- They act as visual markers of **grounded permanence**, anchoring the entrance.
- The pause between the columns and the canopy is intentional, creating a moment of unresolved tension—an architectural dialogue of **what is grounded and what is suspended**.
- In some cases, the columns taper as they rise, softening their presence and making them appear almost weightless, enhancing the illusion.

Refined Ceiling Grid


The ceiling in the second and third sketches takes on a more **structured, grid-like pattern**:

- The ordered grid introduces a sense of **balance and order** beneath the chaos of staggering heights.
- This refinement grounds the floating elements, while still allowing light and shadow to interact dynamically across the space.



ENTRENCE – The Reflective Experience

At the entrance, a canopy floats,
Layered above, staggered heights that coax—
Guiding footsteps toward where stillness meets flow,
Columns reach but never touch, in poised tableau



Refined Ceiling Grid

The ceiling in the second and third sketches takes on a more **structured, grid-like pattern**:

- The ordered grid introduces a sense of **balance and order** beneath the chaos of staggering heights.
- This refinement grounds the floating elements, while still allowing light and shadow to interact dynamically across the space.

Ground Plane and Movement

- The **reflective, polished floor** mirrors the floating elements above, creating a feeling of infinity.
- The gridded lines on the ground subtly guide the visitor into the space, **reinforcing movement and direction**.
- As cars arrive and guests step out, the ground plane becomes part of the narrative—a meeting point of permanence and reflection.

Façade as Backdrop

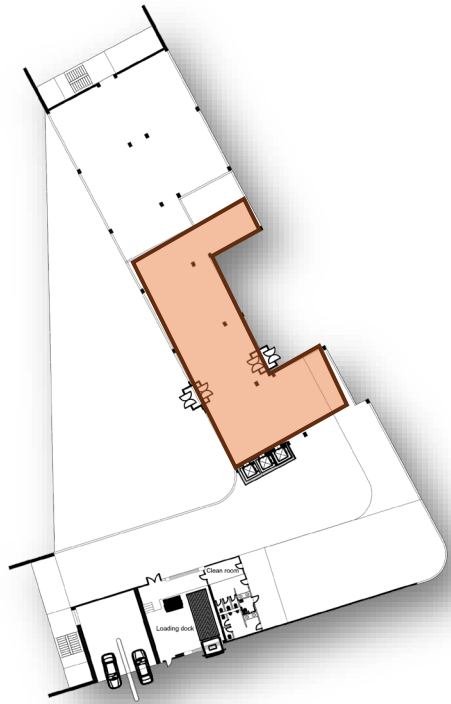
- The **vertical façade lines** form a textured, monolithic surface—a sharp contrast to the floating canopy above.
- The façade is **grounded and solid**, acting as a visual anchor for the composition while serving as a canvas for shadow play.
- The soft tones and shading across its surface evoke **ephemeral qualities**, hinting at lightness within its weight.

Experience of Arrival

The culmination of these elements—**floating canopy, grounded columns, gridded ceiling, and reflective floor**—turns the entrance into a **multi-sensory experience**:

- The guest is greeted with **movement above** and stillness below, creating a layered transition.
- The play of materials and forms evokes a quiet pause—a sense that they are stepping into a space where permanence and impermanence coexist harmoniously.

The Lobby



LOBBY


The Floating Threshold

Through the lobby, stones stacked like riverside lore,

Concrete firm beneath, while reflections soar.

Suspended ceilings, hovering light,

A dance of grounded form and airy flight.

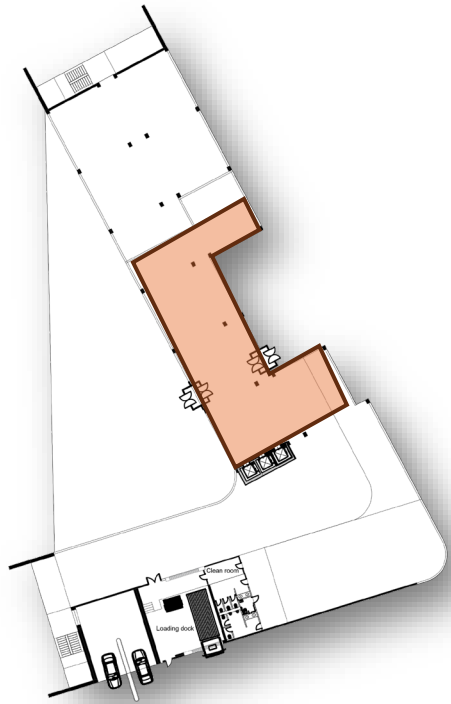


The Floating Threshold

As the journey transitions into the lobby, the space unfolds into a carefully orchestrated interplay of weight and lightness. The hovering ceilings, composed of modular blocks suspended at varying heights, mimic the natural arrangement of river stones—scattered yet harmonious. These elements seem to defy gravity, creating an ethereal atmosphere while offering a sense of dynamic movement overhead.

Below, the polished concrete floor captures and reflects the suspended forms, grounding the weightlessness above in a solid, tangible base. This mirrored relationship reinforces the dialogue between permanence and impermanence, drawing the guest into a meditative rhythm of motion and stillness.

The double-height volume of the space amplifies this experience, adding grandeur while opening the lobby to natural light. It invites visitors to pause and look upward, engaging with the tension and balance between grounded stability and floating freedom, setting the tone for the journey that lies ahead.




LOBBY The Reflective Oasis

Through the lobby, stones stacked like riverside lore,

Concrete firm beneath, while reflections soar.

Suspended ceilings, hovering light,

A dance of grounded form and airy flight.

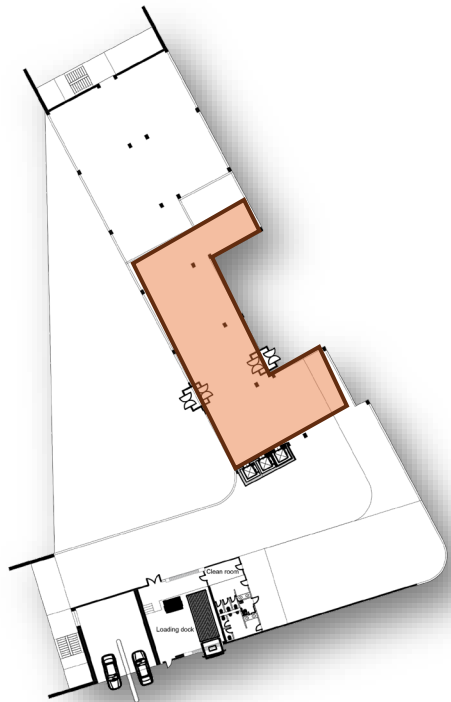


The Reflective Oasis

As guests step further into the lobby, the design evolves into a serene yet dynamic interplay of light, material, and form. Above, the suspended layers of modular ceilings create an intricate composition of staggered blocks. These geometric elements, balanced in careful harmony, seem to float effortlessly, their earthy tones accentuated by the natural play of light and shadow.


The reflective surfaces of the polished floor below mirror these suspended layers, drawing attention to the tactile connection between above and below. This symmetry grounds the visitor in a moment of stillness, even as their gaze is drawn upward to the rhythmic geometry overhead.

Soft, diffused lighting enhances the mood, adding warmth and intimacy to the grandeur of the space. Each step forward becomes an immersive experience, where the tactile and the ethereal converge, setting the stage for the dialogue that continues throughout the hotel.



LOBBY Suspended Layers of Light

Through the lobby, stones stacked like riverside lore,
Concrete firm beneath, while reflections soar.
Suspended ceilings, hovering light,
A dance of grounded form and airy flight.

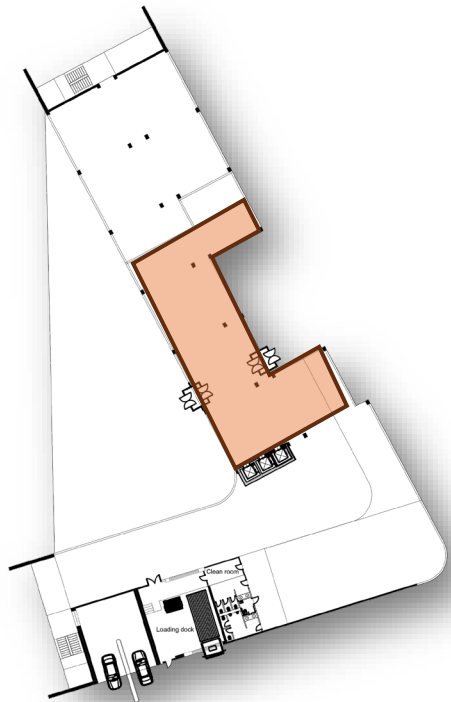


Suspended Layers of Light

In this close-up view of the ceiling, the suspended modular blocks take center stage, transforming the lobby into a dynamic interplay of light and shadow. Each block is precisely staggered, creating depth and rhythm that guides the gaze upward. The design evokes a sense of floating permanence—a paradox that lies at the heart of the thesis.

The earthy tones of the materials interact seamlessly with the light, producing shadows that move gently across the space throughout the day. This interplay enhances the tactile quality of the ceiling, making it feel alive, as if the architecture itself is breathing in time with its environment.


The suspended layers maintain a geometric balance, their alignment drawing visitors inward while leaving room for individual interpretation. These elements do not merely occupy space but define it, offering a sensory experience that lingers as visitors transition through the lobby. This is where the dialogue between permanence and impermanence is expressed in its most ethereal form.



LOBBY

Grounded Riverbed

Through the lobby, stones stacked like riverside lore,
Concrete firm beneath, while reflections soar.
Suspended ceilings, hovering light,
A dance of grounded form and airy flight.

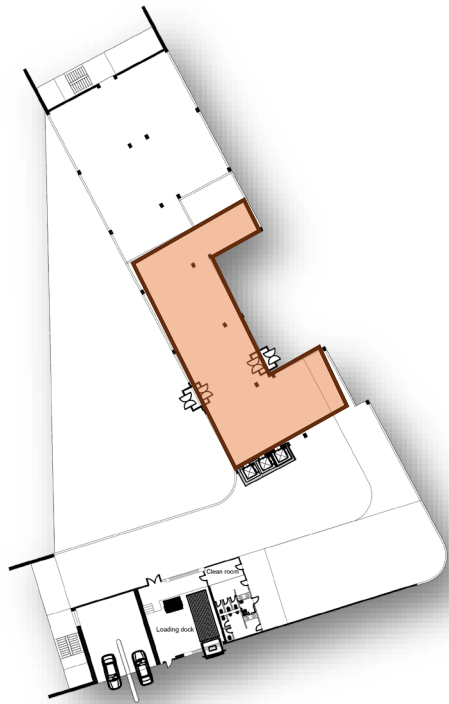


Grounded Riverbed

In this perspective, the lobby transforms into a metaphorical riverbed. The stone-like seating arrangements evoke the natural scattering of pebbles along a riverbank, blending organic inspiration with structured design. Each "pebble" is crafted from concrete, grounding the space while inviting interaction.

The reflective surfaces enhance the sense of movement, as light dances across the smooth, polished floor, mimicking the flow of water. This interaction between solid and reflective elements creates an immersive experience, reinforcing the dialogue between permanence and impermanence.

The seating appears to float, delicately balancing above the gridded base, providing a sense of lightness despite its materiality. This visual tension emphasizes the thematic interplay of weight and levity, offering guests a moment of pause and reflection within the larger narrative of the space.



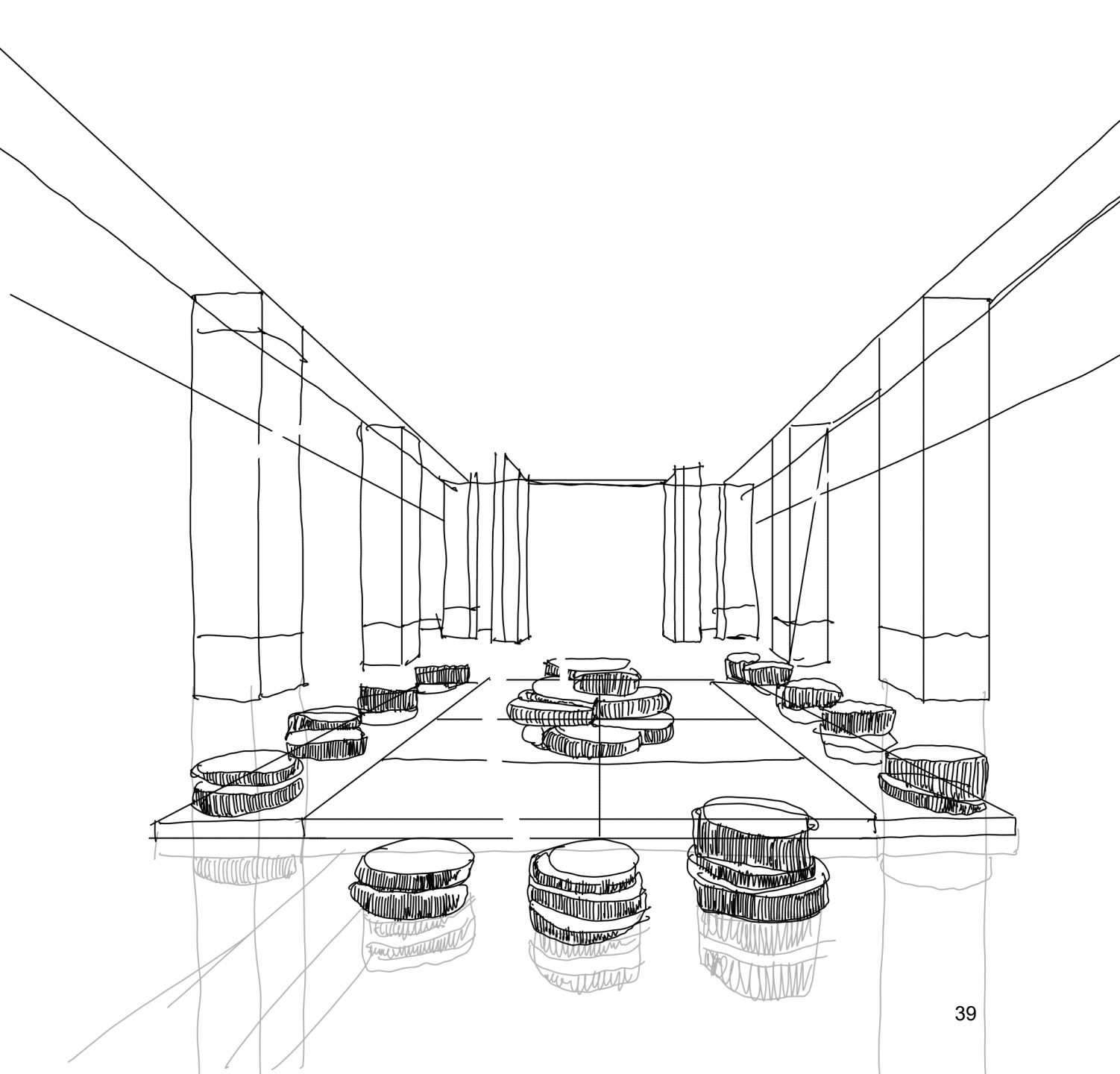
LOBBY The Calm Corridor

Through the lobby, stones stacked like riverside lore,

Concrete firm beneath, while reflections soar.

Suspended ceilings, hovering light,

A dance of grounded form and airy flight.

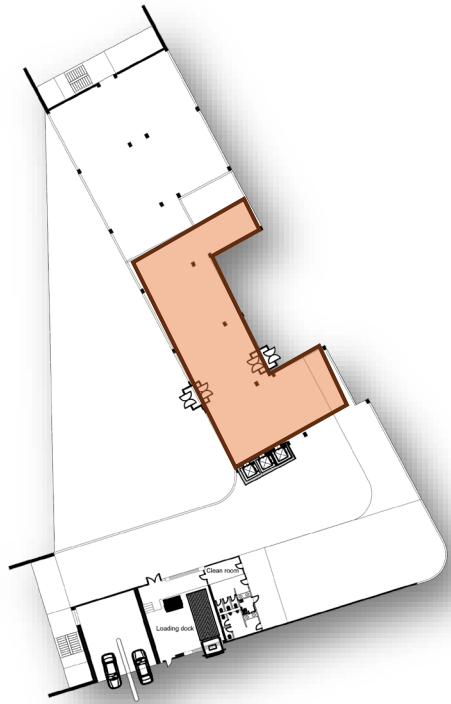


The Calm Corridor

This space invites stillness and focus, emphasizing balance and harmony through its linear design. A central pathway emerges as a visual anchor, guiding guests through a rhythmic alignment of stone-like seating elements.

The vertical columns punctuate the pathway, echoing the suspended rhythm of the ceiling above. These elements work together to frame the corridor, creating a sense of continuity and flow. Reflection pools beneath the stones amplify the theme of fluidity, subtly suggesting movement while preserving an atmosphere of calm.

This corridor becomes a transitional space—an intentional pause between the grandeur of the lobby and the intimate journeys that follow, embodying the delicate interplay of grounded permanence and fleeting impermanence.

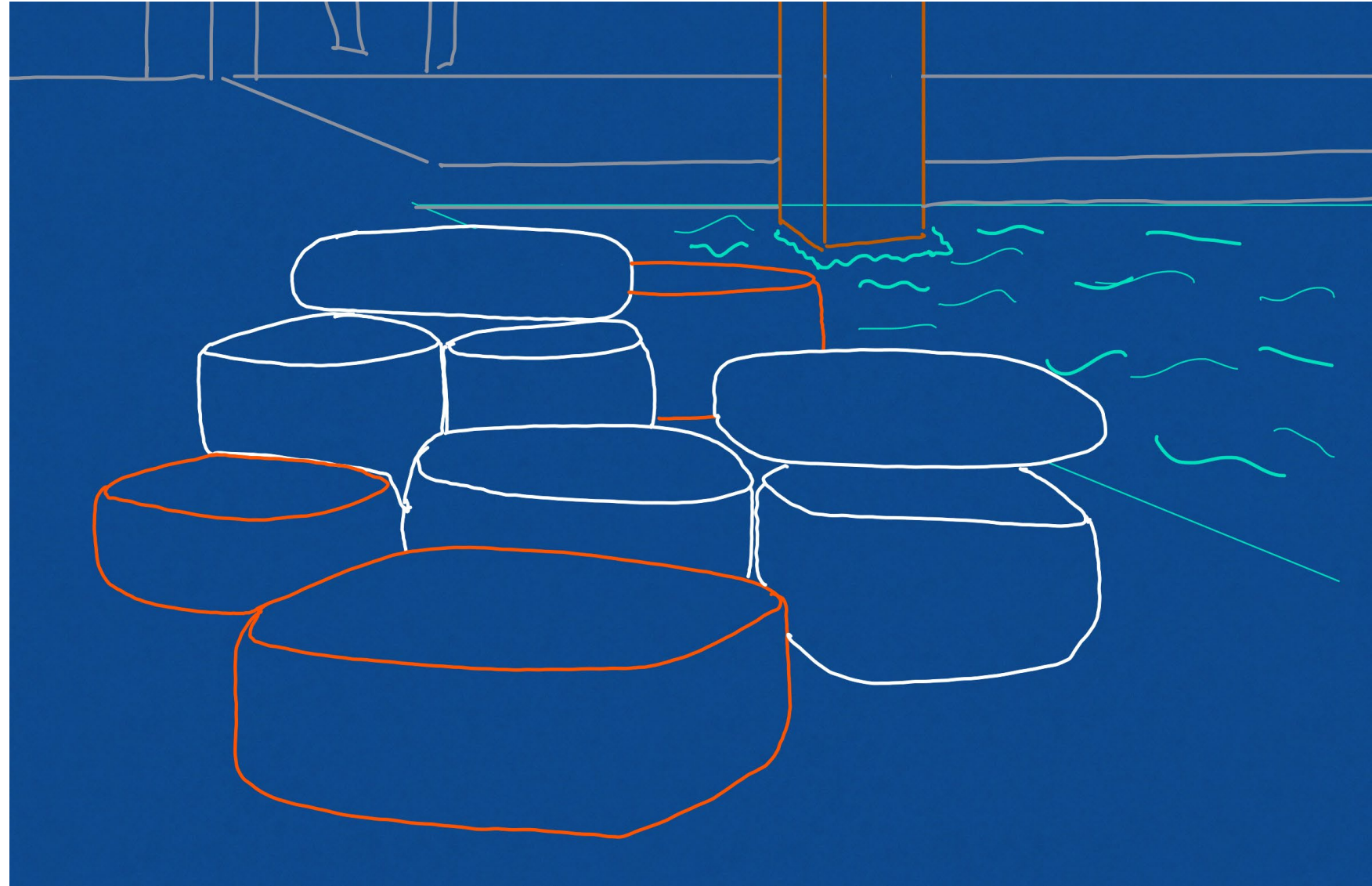


LOBBY River Stones in Still Water

Through the lobby, stones stacked like riverside lore,
Concrete firm beneath, while reflections soar.

Suspended ceilings, hovering light,

A dance of grounded form and airy flight.

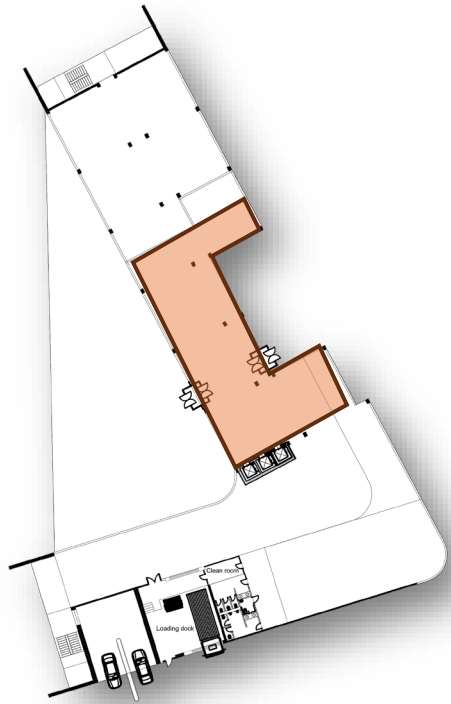


River Stones in Still Water

The arrangement of the seating mirrors a natural riverbed, with stones scattered organically across the reflective surface of the water. Their soft, rounded edges provide a tactile and visual contrast to the angular geometry of the ceiling above.

The interplay of earthy tones with the serene blue of the water establishes a grounded connection to nature. The variation in the size of the stones evokes the randomness found in natural landscapes, further enhancing the organic quality of the space.

This composition transforms the lobby into a tranquil setting, inviting guests to pause and reflect. The still water beneath the stones amplifies their presence, creating a harmonious balance between movement and stillness—an embodiment of permanence within impermanence.




LOBBY Harmony of Form and Function

Through the lobby, stones stacked like riverside lore,
Concrete firm beneath, while reflections soar.

Suspended ceilings, hovering light,

A dance of grounded form and airy flight.



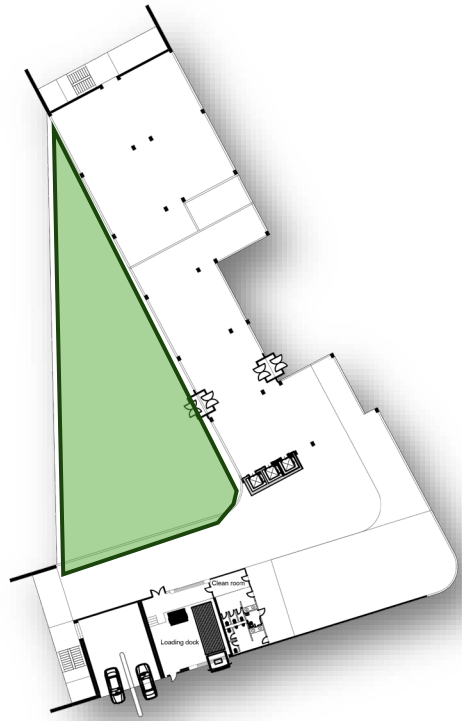
Harmony of Form and Function

This scene artfully ties the pebble-like seating to the surrounding elements, creating a cohesive narrative of nature-inspired design. The seating mimics the randomness of river pebbles while maintaining a sense of intentional placement.

The incorporation of plants and flowing water grounds the space in its natural context, blending soft organic forms with the structured geometry of the lobby. The pebbles appear to hover slightly above the water, symbolizing the balance between permanence (stone) and impermanence (water).

This visual stillness invites guests to pause, reflect, and connect with the serene atmosphere, offering a moment of calm amidst the dynamic architectural journey. The composition transforms the lobby into a meditative space, where form and function seamlessly converge.


The Garden



GARDEN

“The Pathway of Time: A Journey Unfolds”

Beyond the walls, a garden reveals,
A harmony of permanence the fleeting conceals.
Soft water flows, where stone holds ground,
Life’s quiet dialogue, in stillness profound.



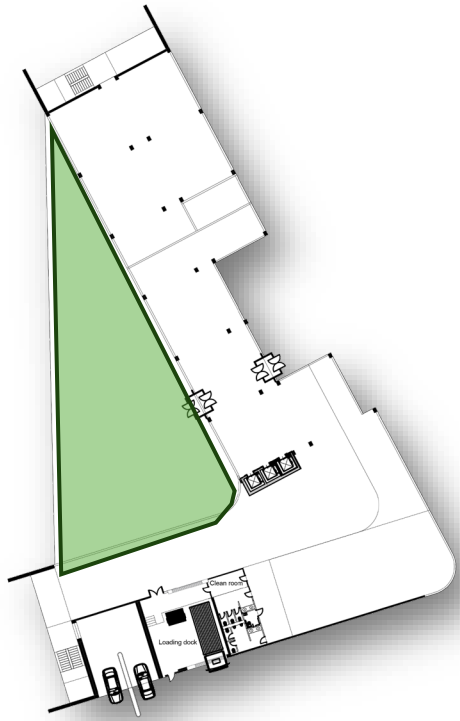
“The Pathway of Time: A Journey Unfolds”

The garden unfolds as a serene escape, where every step echoes the dialogue between permanence and impermanence. The pathway begins with solid stone slabs, heavy and structured, symbolizing stability. As the journey progresses, these slabs fragment into gravel and pebbles before softening into earth, creating a seamless transition from rigidity to organic fluidity. This gradual shift mirrors life’s transitions, from grounded beginnings to fleeting moments of change.

Carefully stacked stones punctuate the garden, some appearing deliberately arranged while others seem scattered by time. These cairn-like installations evoke the fragility of balance and the enduring presence of natural formations, inviting reflection on the interplay of control and chaos.

A reflective water feature meanders alongside the path, its surface mirroring the solidity of the stones while rippling gently with light and movement. Floating lily pads or delicate sculptural elements drift, further blurring the lines between permanence and impermanence. The water serves as a dynamic counterpoint to the grounded stones, offering moments of stillness disrupted by ephemeral beauty.


The garden as a whole is a harmonious interplay of textures, materials, and light. Visitors are guided through a sequence of transitions—grounded yet fluid, structured yet organic—immersed in a space where permanence anchors impermanence, and fleeting moments leave a lasting impression.



GARDEN

“The Ephemeral Garden: Nature’s Dialogue”

Beyond the walls, a garden reveals,
A harmony of permanence the fleeting conceals.
Soft water flows, where stone holds ground,
Life’s quiet dialogue, in stillness profound.



The Ephemeral Garden: Nature's Dialogue

The garden unfolds as a serene sanctuary, where the reflective water feature becomes the heart of the space. The stillness of the pool captures the surrounding trees and stone pathways, creating a mirrored interplay between solid permanence and fluid motion. Each ripple in the water seems to whisper of time's fleeting presence.

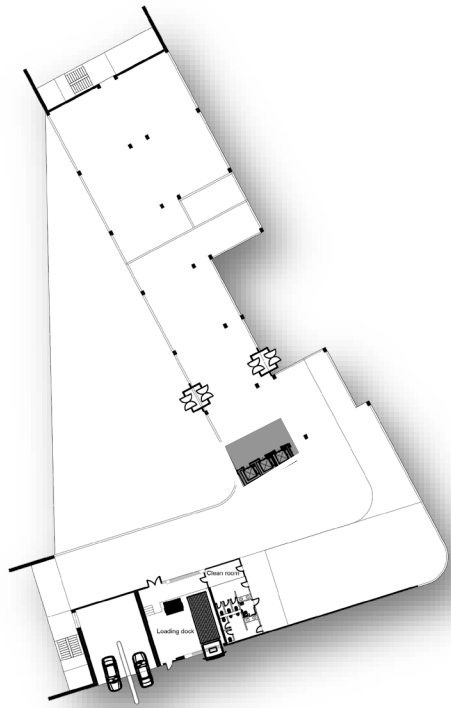
Light filters gently through the canopy, casting shifting shadows that dance across the ground. This ephemeral play between light and shadow brings the garden to life, transforming static surfaces into a dynamic, ever-changing experience.

The planting design weaves together layers of permanence and impermanence. Sculptural trees anchor the garden, standing tall as enduring symbols of stability, while seasonal wildflowers and grasses introduce bursts of color and vitality, changing with the seasons. These contrasting elements create a dialogue between what endures and what evolves.

Carefully arranged fallen logs lie scattered amidst the greenery, speaking to the natural cycles of decay and renewal. They complement the towering trees, highlighting the quiet beauty of impermanence within the permanence of the forest.

This garden is a living expression of balance—a space where nature and design converge to celebrate the eternal and the ephemeral, inviting visitors to pause, reflect, and experience the harmony of opposites.

Elevators



ELEVATORS

Light and Shadow Interplay

To the elevators, past walls that glow,

Solid stone embracing light's ebb and flow.

An interplay of what's fixed and what fades,

The timeless set against the shifting shades.



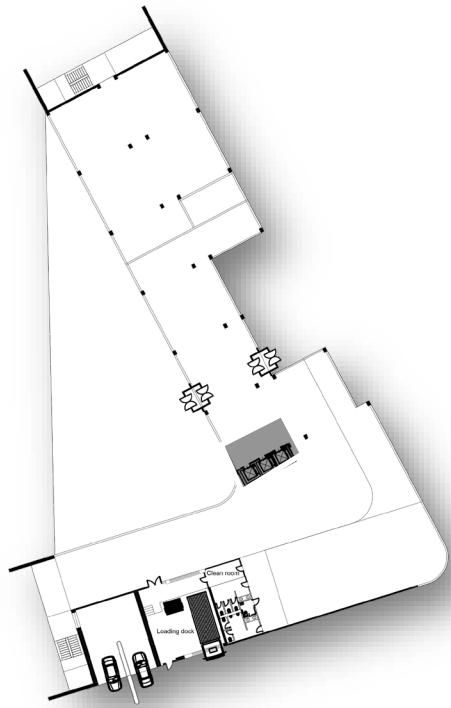
Light and Shadow Interplay

The elevator space becomes a transitional moment, where permanence and impermanence are elegantly woven into the interplay of light and shadow. Solid stone walls stand firm, their weight and texture grounding the space in a sense of timelessness. These walls are softened by glowing vertical panels, introducing an ethereal quality that speaks to the fleeting nature of light.

As sunlight or artificial light filters into the space, shadows dance across the polished floor, creating a dynamic rhythm of movement. This interaction blurs the boundaries between fixed and ephemeral, inviting visitors to pause and observe the subtle shifts.

The vertical lines of the wall patterns draw the eye upward, evoking a sense of infinite height and aspiration. The juxtaposition of rough, textured stone with smooth, reflective flooring adds richness and depth to the experience, reminding guests of the layered dialogue between the enduring and the transient.


This space, though functional, becomes a sensory and contemplative pause within the journey, where the timeless is set against the ever-changing, creating a harmonious balance that lingers in memory.



ELEVATORS

The Timeless Elevator Threshold

To the elevators, past walls that glow,
Solid stone embracing light's ebb and flow.
An interplay of what's fixed and what fades,
The timeless set against the shifting shades.



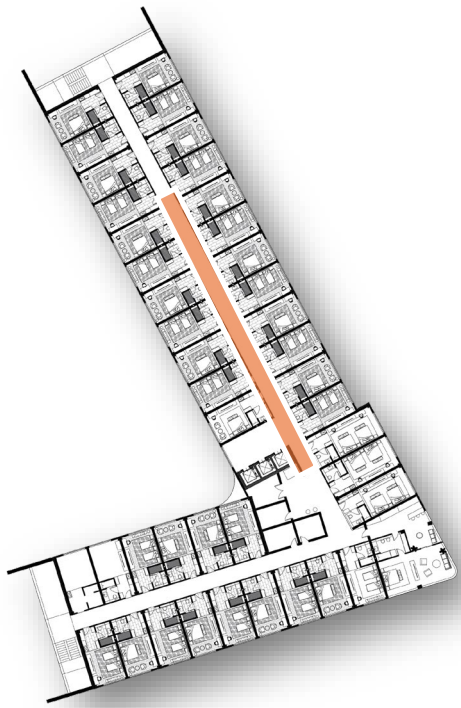
The Timeless Elevator Threshold

The elevator lobby is an intentional blend of permanence and fleeting moments. Framed in solid black marble panels, the elevator doors evoke a sense of grounded luxury and stability. The marble's surface, with its delicate highlights and natural veining, creates a dialogue between its timeless presence and the ephemeral play of light.

The minimalist geometry of the walls and doors focuses the visitor's attention, creating a refined and tranquil space. Clean, sharp lines emphasize precision and transition, marking this as a point of pause before movement.


The grid pattern on the floor mirrors the structure of the walls, grounding the visitor in a carefully balanced spatial experience. This interplay between vertical solidity and horizontal flow reinforces the architectural narrative of permanence meeting impermanence, guiding the guest through a moment of reflection before ascending or descending their journey.

Corridor



CORIDOR A Ribbon of Movement

In corridors where ceilings lift and recede,
The density thins, giving space to proceed.
Impermanence fades into steady room walls,
Private quarters where silence falls.



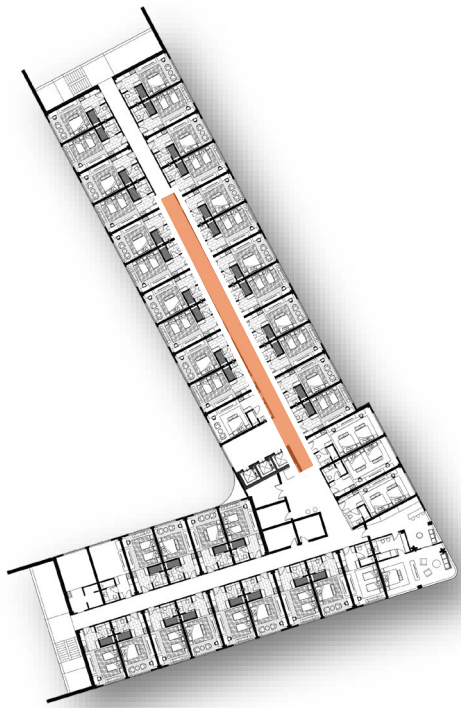
The Corridor – A Ribbon of Movement

The corridor serves as a transitional space that guides the visitor toward the private realm of the rooms. The ceiling's graceful undulation, lifting and receding, evokes the lightness of air and movement, creating a rhythmic interplay of light and shadow. This dynamic design element draws the visitor's gaze forward, enhancing the sense of progression.

On either side, vertical textured wall panels provide a counterbalance to the lightness above. These elements, with their structured and grounded design, anchor the space and echo the permanence of the building's architecture. Their tactile contrast against the smooth ceiling adds depth to the experience.

The floor plane remains continuous and unadorned, a simple yet steady guide through the corridor. Its minimalism ensures the focus stays on the journey, allowing the dynamic ceiling and grounded walls to shape the spatial narrative.

The corridor embodies a dialogue between impermanence and permanence, where light, air, and shadows interact with stable architectural elements. It becomes more than a passageway—it is a reflective journey that harmoniously bridges the public and private spheres.



CORIDOR A Quiet Passage

In corridors where ceilings lift and recede,
The density thins, giving space to proceed.
Impermanence fades into steady room walls,
Private quarters where silence falls.



The Corridor – A Quiet Passage

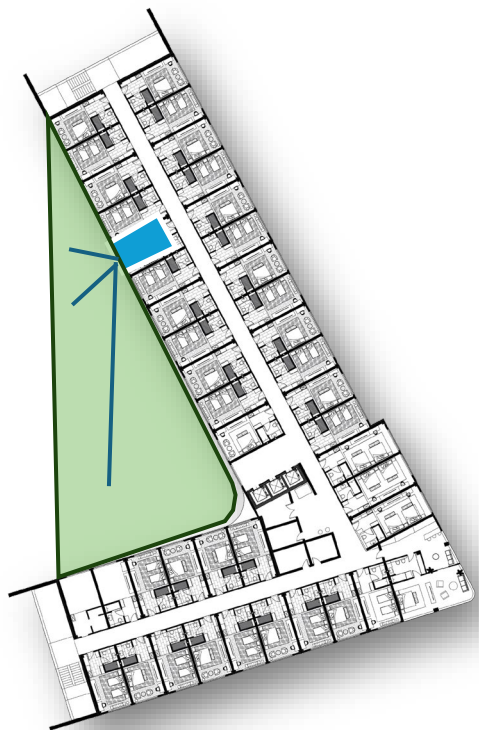
The corridor represents a serene and contemplative space, designed as a transition toward the private realms of the hotel. The black and white material palette adds timeless elegance, where contrasting tones ground the space while maintaining an atmosphere of calm.

Recessed lighting subtly illuminates the corridor, softening shadows and enhancing the rhythm of movement. These lighting elements create a delicate interplay of light and shadow, evoking impermanence within the corridor's structured permanence.

Tall vertical wall elements punctuate the passage, acting as markers that frame and guide the visitor's journey. These vertical frames provide depth and order, balancing the corridor's linear simplicity with immersive intimacy.

The corridor is more than a physical connection; it is a threshold to tranquility. The structural permanence of its design merges seamlessly with the shifting nuances of light, offering a quiet and reflective passage for every guest.

A Dream



ROOM – GARDEN – A DREAM ROOM – GARDEN – A DREAM

At the room above, a view from afar—

The garden below, a silent memoir.

He imagines its peace, the stones, the stream,

And carries it with him into his dream.



Room – Garden – A Dream

From the elevated vantage of the room, the garden below transforms into a serene canvas, framed by the expansive glass facade. The structural mullions subtly guide the guest's view, turning the window into a living painting of nature's elegance.

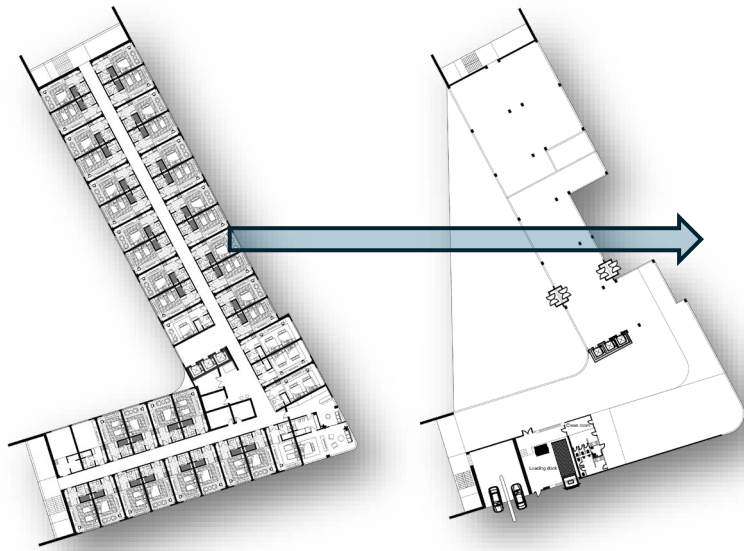
The garden, with its scattered steppingstones, appears as though afloat on a quiet pool. These stones symbolize impermanence, their irregular arrangement evoking the organic unpredictability of nature. They mirror the guest's inner dream of lightness and calm, offering a tranquil escape.

The layered vegetation enriches the scene, with sculptural shrubs and trees carefully framing the central steppingstones. This greenery brings life to the composition, its lush presence connecting the room to the rhythms of growth and renewal.

As the guest sits in quiet contemplation, the boundary between dream and reality begins to dissolve. The reflective quality of the garden merges with the room's stillness, creating a poetic dialogue. The room becomes a sanctuary for introspection, a place where permanence and impermanence coexist in delicate balance.

This space exemplifies the dialogue at the heart of the thesis—a tranquil moment where the architectural permanence of the room harmonizes with the fleeting, ephemeral beauty of the garden. It is a pause in time, a dream brought to life.

Journey Back



Journey Back "The Reflective Farewell"

Yet, as they journey back, they'll see anew—
The permanence of place, the transient view.
In every stone and ceiling high,
A whisper of moments passing by.



The Reflective Farewell

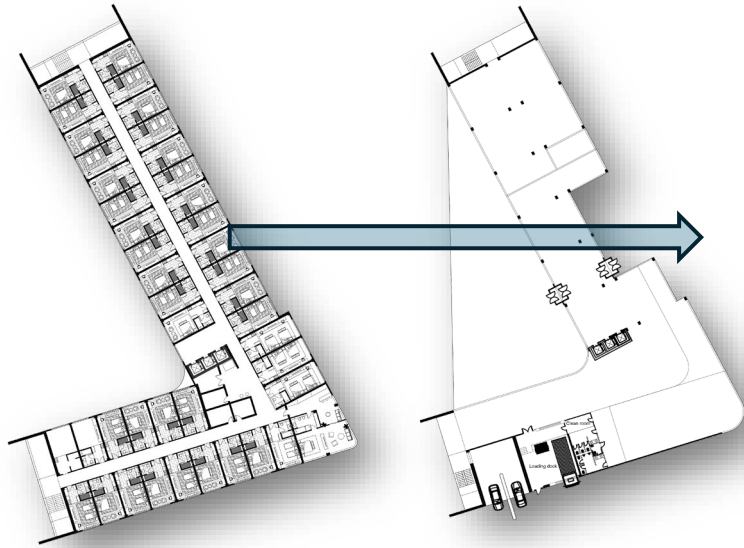
As visitors make their journey back, this final space serves as a quiet conclusion to the architectural dialogue. The shallow reflective pool mirrors the stacked stones and floating ceiling panels, creating an interplay of permanence and ephemerality.

The stacked stones, grounded yet delicately balanced, anchor the space. They embody the enduring nature of the structure, standing resolute amidst the fluidity of their reflections.

Linear seating along the edge invites visitors to pause one last time, offering a moment to reflect on the journey they've experienced. The seating provides both physical and emotional grounding as they prepare to transition from the space.

Above, the floating ceiling panels mimic ripples on a calm surface, adding a sense of rhythm and continuity. This gentle motion in the ceiling echoes the harmony between the solid and the fleeting, a recurring theme throughout the design.

This space is more than a passage—it is an invitation to carry the memory of the journey forward. It encapsulates the dialogue between permanence and impermanence, reminding visitors that while their presence may be fleeting, the impressions and emotions evoked here will linger, like a whisper of moments passing by.



Journey Back "A Timeless Passage"

Yet, as they journey back, they'll see anew—
The permanence of place, the transient view
In every stone and ceiling high,
A whisper of moments passing by.



"A Timeless Passage"

The floating stone pathway offers a delicate interplay of stability and transience, guiding guests gently across the reflective water. Each step becomes a tactile reminder of the dialogue between the grounded and the ephemeral.

Stacked stones and carefully placed plants punctuate the journey, balancing natural growth with enduring strength. These elements frame the path, symbolizing both permanence and the fleeting essence of the experience.

The architectural lines rise tall and unwavering, their clean precision contrasting with the organic forms of the stones and plants. These lines draw the guest's gaze outward, guiding them toward the exit and the world beyond.

Reflections shimmer across the water's surface, blurring boundaries between the tangible and the impermanent. The mirrored interplay captures the transient beauty of the moment while grounding it in the physicality of the structure.

This passage is not just a physical transition—it is an emotional one. As guests step across the stones, they carry with them a resonance of the hotel's central theme: the delicate balance of permanence and impermanence, grounded memories, and fleeting impressions. It is a final, poetic gesture as they depart, leaving the experience behind but holding its essence within.

This architectural journey is a metaphor for life itself — a **dialogue between permanence and impermanence**. The hotel's spaces are thoughtfully designed to anchor the guest in stability while reminding them of the transient nature of time, light, and experience. Concrete, stone, and form symbolize endurance, while water, light, and movement embody change.

The guest carries this profound experience beyond the physical walls — a whisper of moments passing by, where the beauty of permanence is revealed only through the lens of impermanence.

This journey unfolds, a metaphor for life,
Where permanence meets time's fleeting strife.

Stone and form endure, anchoring grace,
While water and light move, yet leave no trace.

Beyond the walls, the guest departs,
With whispered moments etched in hearts.

For only through impermanence, we find,
The beauty of permanence, softly defined.

Part 2
The Crafted Reality
(An iteration)



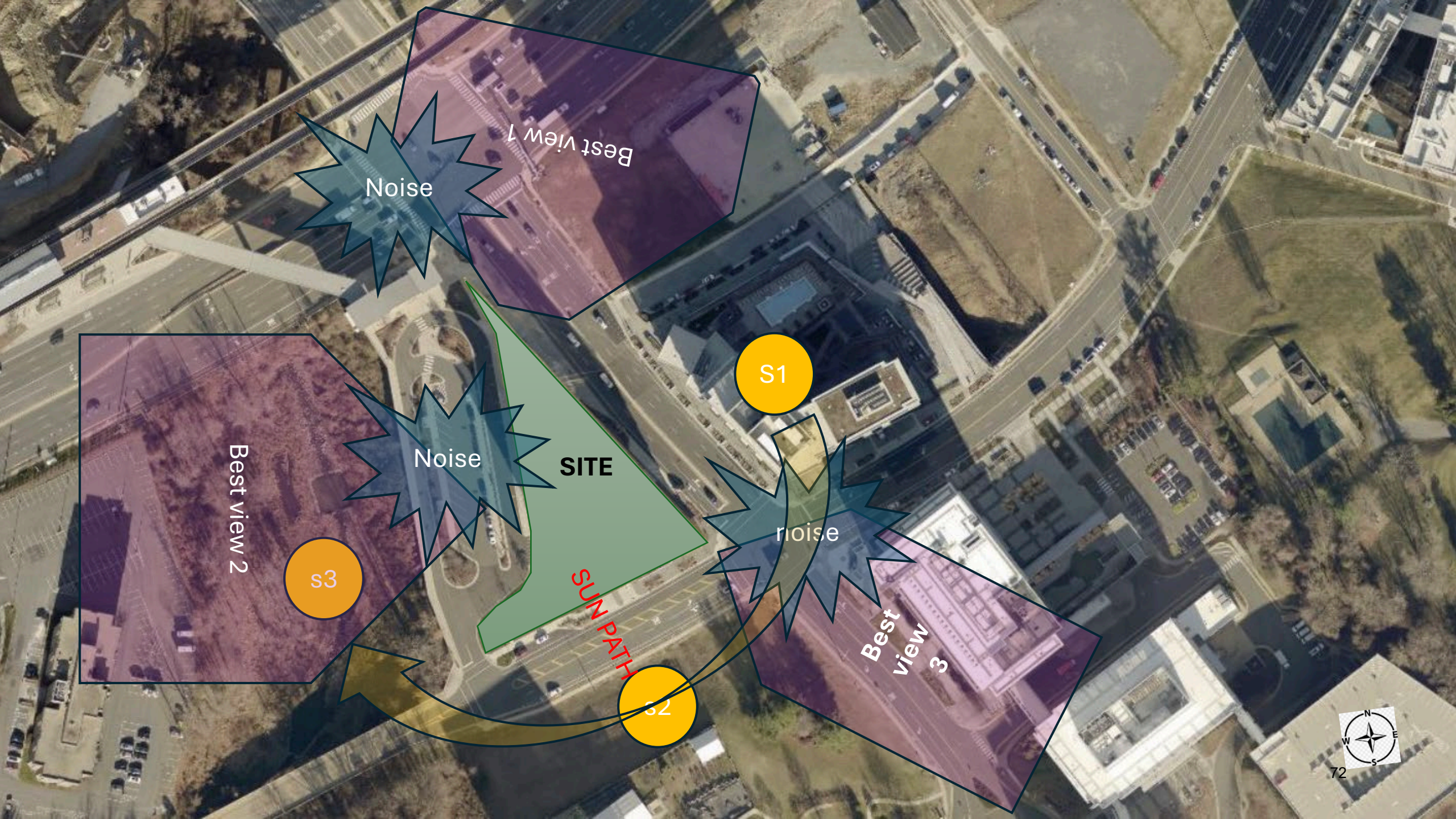
SITE

Topography: The site features a relatively flat terrain, allowing for flexibility in spatial organization and landscaping. Minor grading adjustments are required to enhance drainage and access.

Climate: The site experiences a temperate climate with moderate seasonal variations. Solar orientation and prevailing wind directions play a critical role in determining the building's energy performance and comfort.

Access: The site is well-connected through primary and secondary roads, facilitating smooth vehicular and pedestrian movement. A drop-off zone near the main entrance further supports accessibility.

Utilities: Existing utility lines, such as water, sewage, and electricity, run adjacent to the site. Their integration requires careful planning to avoid disruptions during construction.



Best view 1

Noise

Best view 2

Noise

SITE

SUN PATH

S3

noise

Best view 3

S1

S2



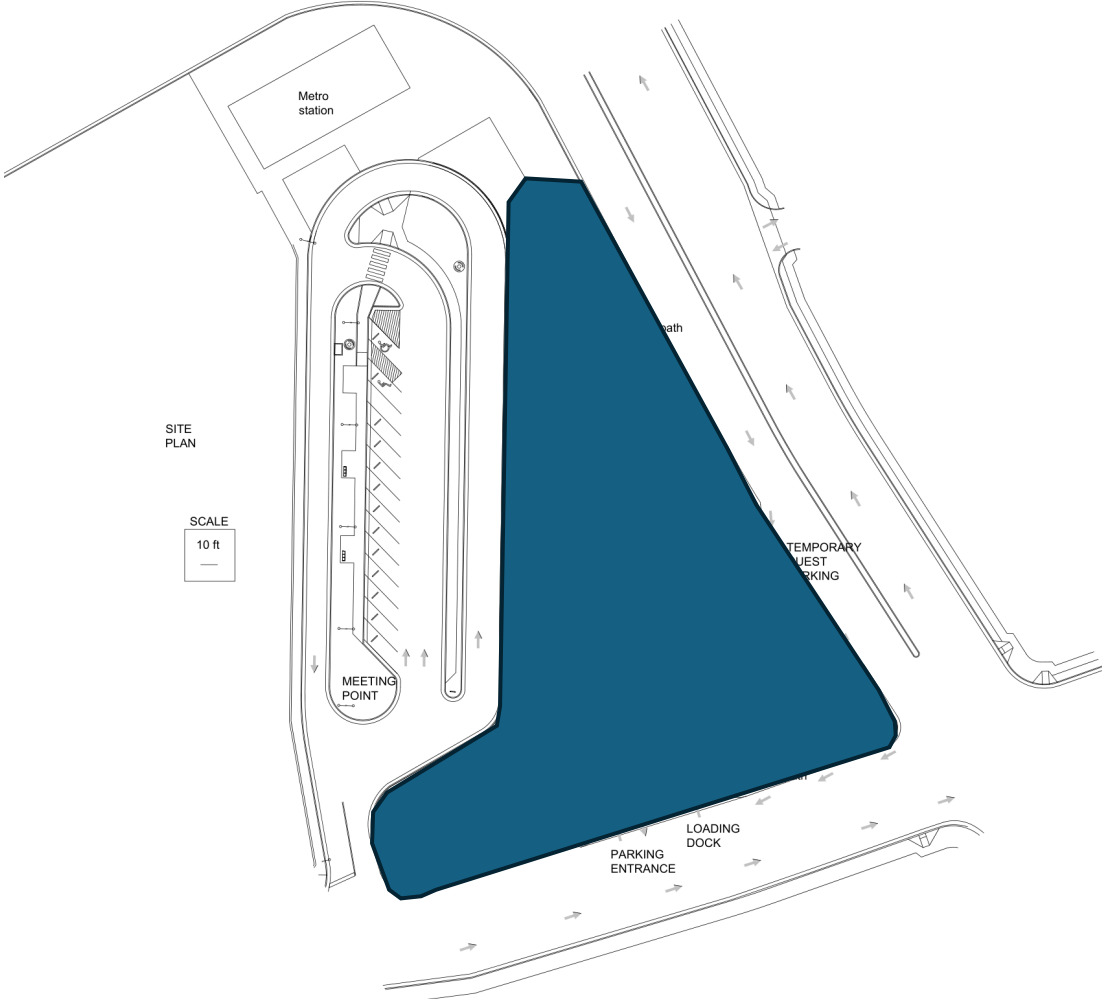
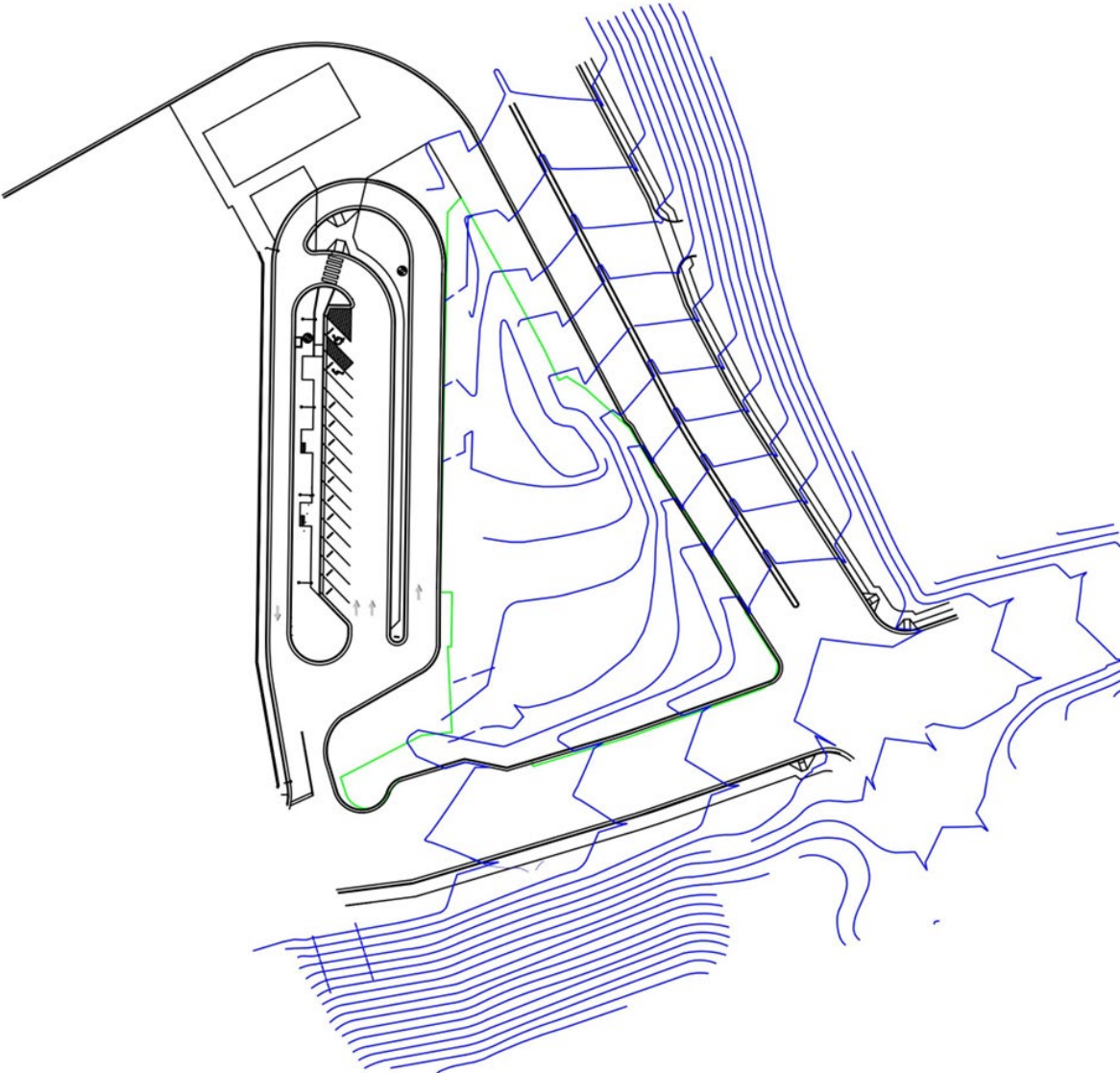
Site Constraints : The site constraints for the Apollo Hotel project include several physical, environmental, and regulatory challenges.

The proximity to Route 123 and the McLean Metro Station brings significant noise pollution from constant vehicular traffic and public transit systems. This could affect the acoustics of the hotel's design, particularly in guest rooms and public spaces, necessitating soundproofing measures and strategic placement of noise-sensitive areas. Additionally, managing pedestrian and vehicular flow without disrupting public transit will require careful planning.

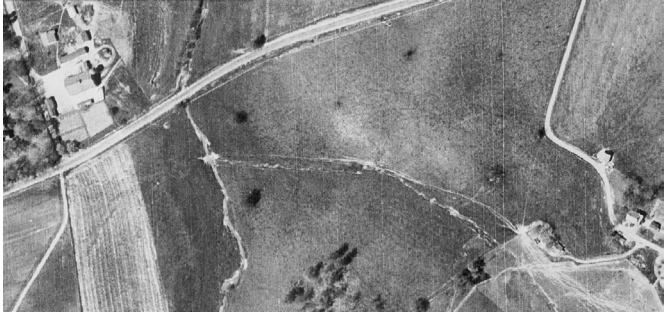
The site also contains existing utility lines, such as electrical, gas, water, and communications, that must remain undisturbed throughout construction.

Zoning regulations further limit the building's height to 105 feet, which constrains vertical expansion. Finally, soil remediation is necessary due to the site's previous land use, adding complexity to the foundation work. Addressing these constraints will be key to achieving a design that balances aesthetics, functionality, and compliance with local regulations.



SITE topo and cad dwg



Site History in pictures (1937 – 2024)



Site History in pictures (1937 – 2024)



Opportunities

Prime Location: Situated in a bustling urban area, the site provides excellent visibility and accessibility, enhancing the project's commercial appeal.

Connection to Nature: Existing green spaces on and around the site provide an opportunity to create a seamless indoor-outdoor experience, aligning with the theme of permanence and impermanence.

Solar Potential: The site's orientation allows for optimal daylighting and passive solar heating, reducing reliance on artificial lighting and HVAC systems.

Cultural Context: The site's historical and cultural significance adds depth to the design narrative, allowing the architecture to reflect and celebrate the local identity.

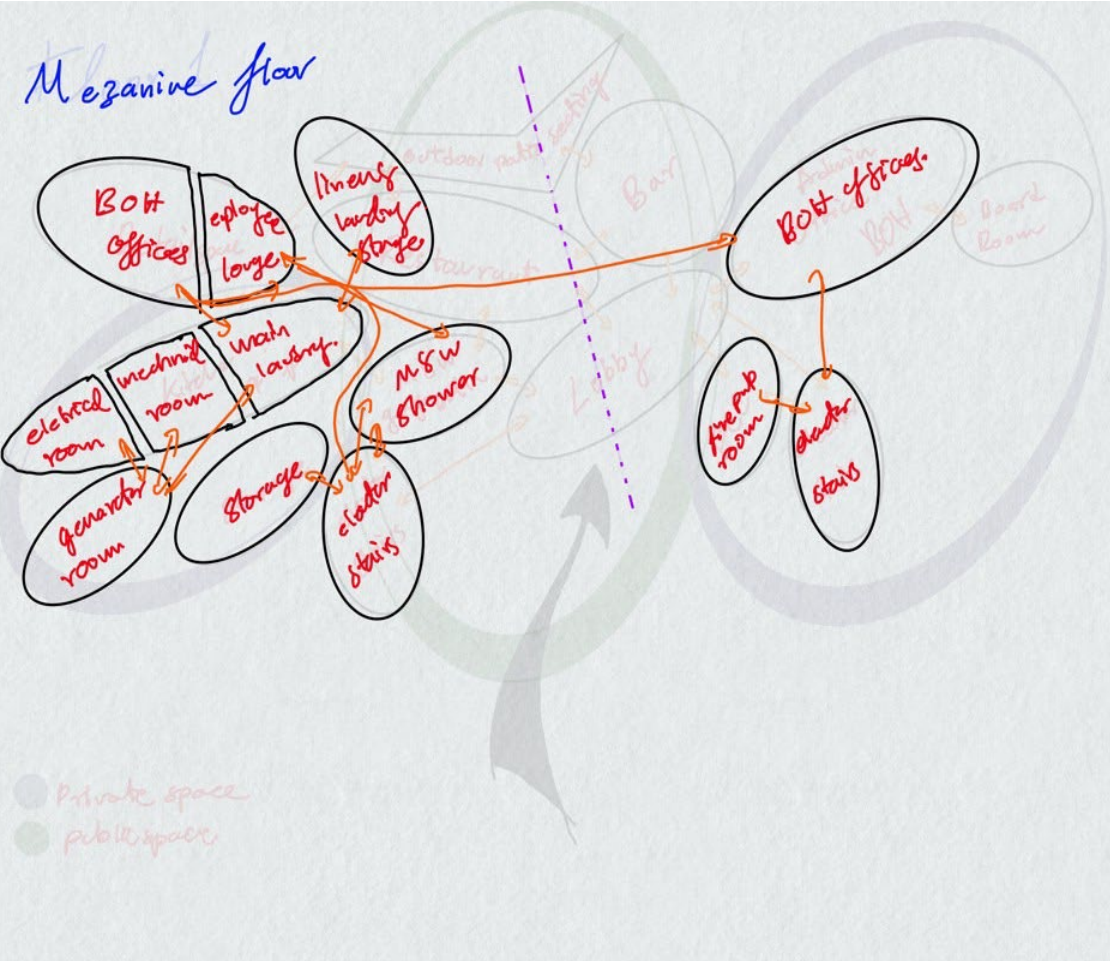
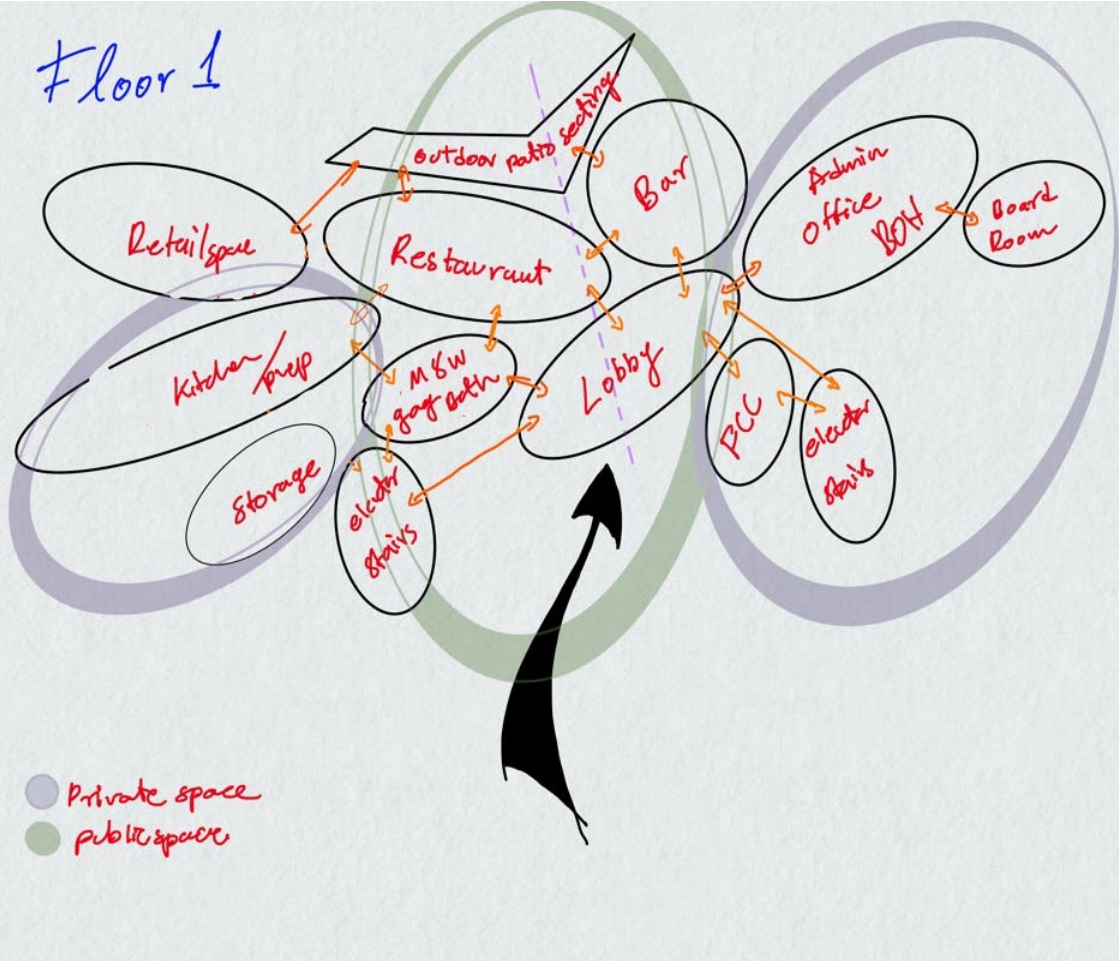
Community Engagement: The project has the potential to serve as a landmark, fostering community interaction through thoughtfully designed public spaces like the garden and lobby.



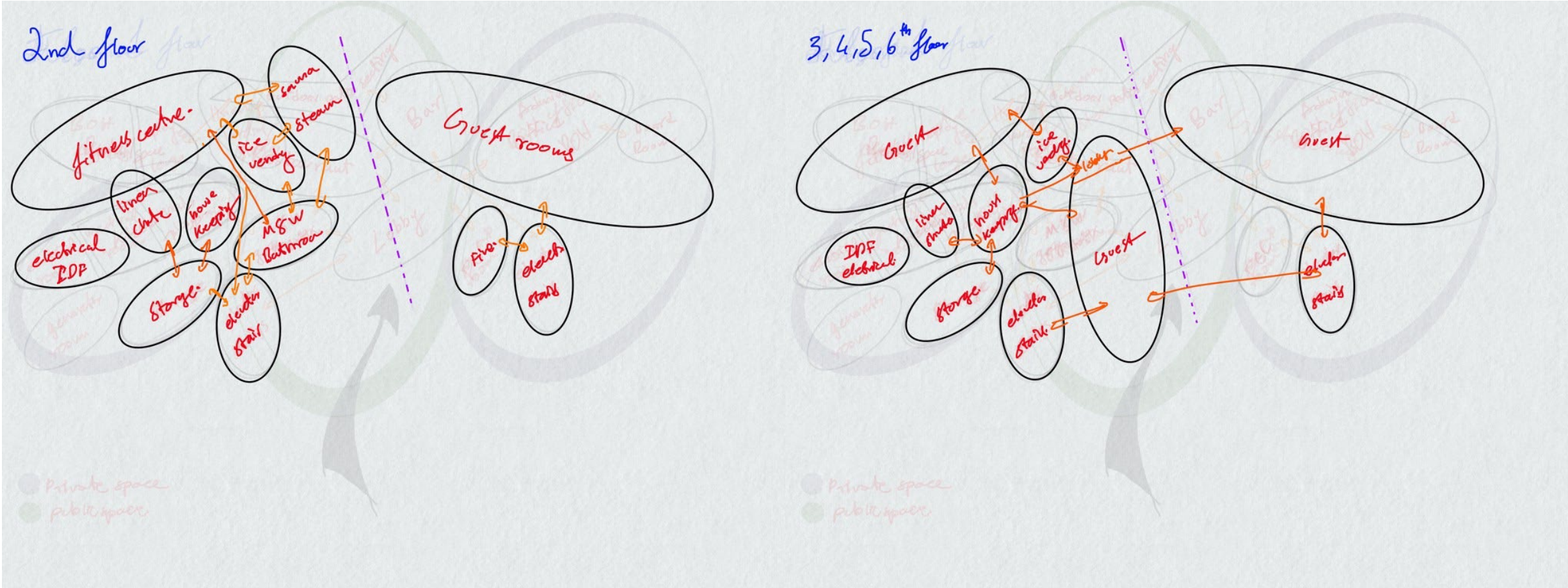
RFP Strip-out

Parking Level 1	Parking Level 2	Hotel Level 1	Mezzanine Level	Hotel Level 2	Hotel Level 3	Hotel Level 4	Hotel Level 5	Hotel Level 6	Hotel Level 7	Structural	Mechanical	Exterior Historic Architecture	Innovations	Additional information
12,150 SF Parking	19,351 SF Parking	Meeting Space	Mezzanine Level	Fitness Center (Mens Restroom/Women's Restroom)					Event Spaces x2-3	Strap Beams	Variable Refridgerant Flow (VFR)	Mixed Brick	Mass timber /CLT	7 Story Including penthouse
	Bike Racks	Board room Space	Mechanical Room	Guest rooms	Guest rooms	Guest rooms	Guest rooms	Guest rooms	Full bar	Foundation Walls	Own emergency management system	Copper Flashing Accents	Solar	180,000 SF
	Electrical Rooms x2	Mercantile Space (Rental)	Main Laundry	Electrical Rooms IDF	Electrical Rooms IDF	Electrical Rooms IDF	Electrical Rooms IDF	Electrical Rooms IDF	Alcohol Storage	Spot Footings	Co2 Sensors	Blend with Surroundings		178 Rooms Min. (capture plan)
	Oil/Grease Interceptor Room	Fire Command Center	Emergency Electrical Room	Housekeeping room	Housekeeping room	Housekeeping room	Housekeeping room	Housekeeping room	Business Offices	Grade Beams	Kitchen seperate	Metal Panels		9,000 SF restaurant /Retail
		Main Lobby	Storage	Linnen chute	Linnen chute	Linnen chute	Linnen chute	Linnen chute	Elevator Equipment	Post Tensioned Concrete Structure Above Slab	Grease Ducts Kitchen Amenities	Floor to ceiling Muntin Windows		9,200 SF Amenities (including meeting space 1st floor)
		3 Elevators	Linnen and Laundry Storage	Ice/Vending	Ice/Vending	Ice/Vending	Ice/Vending	Ice/Vending	Prep Kitchen Space	Alternate Design (Mass Timber)		Insulation finishing (vapor barrier)		Event space 1st/7th floor
		BOH administrative Offices	Men's Restroom						Electrical/IDF			Curtain wall ribbon		Fitness/Gym
		Storage	Womens Restroom						Mechanical Room			Elegant Rooftop		Marketplace
		Prep Kitchen	Men's Shower						Covered Patio			Structural timber frame roof (spans Terrace)		Upscale restaurant
		Loading Dock	Womens Shower						Mens Gang Bathrooms			Robust Envelope		Covered patios
		Mens Gang Bathrooms x2	Employee Lounge						Womens Gang Bathrooms					Roof top Terrace/Bar
		Womens Gang Bathroom x2	Fire Pump Room											64 parking spaces /35,000 SF
		Full Scale Resturant	Generator Room											NO more than 105' Height
		Bar	Employee Lounge With Kitchenet											Unsuitable soil
		Full Scale Kitchen	Mechanical room											
		Outdoor Pation Seating x2	BOH offices (Sales, F&B, Kitchen, Security, Housekeeping)											

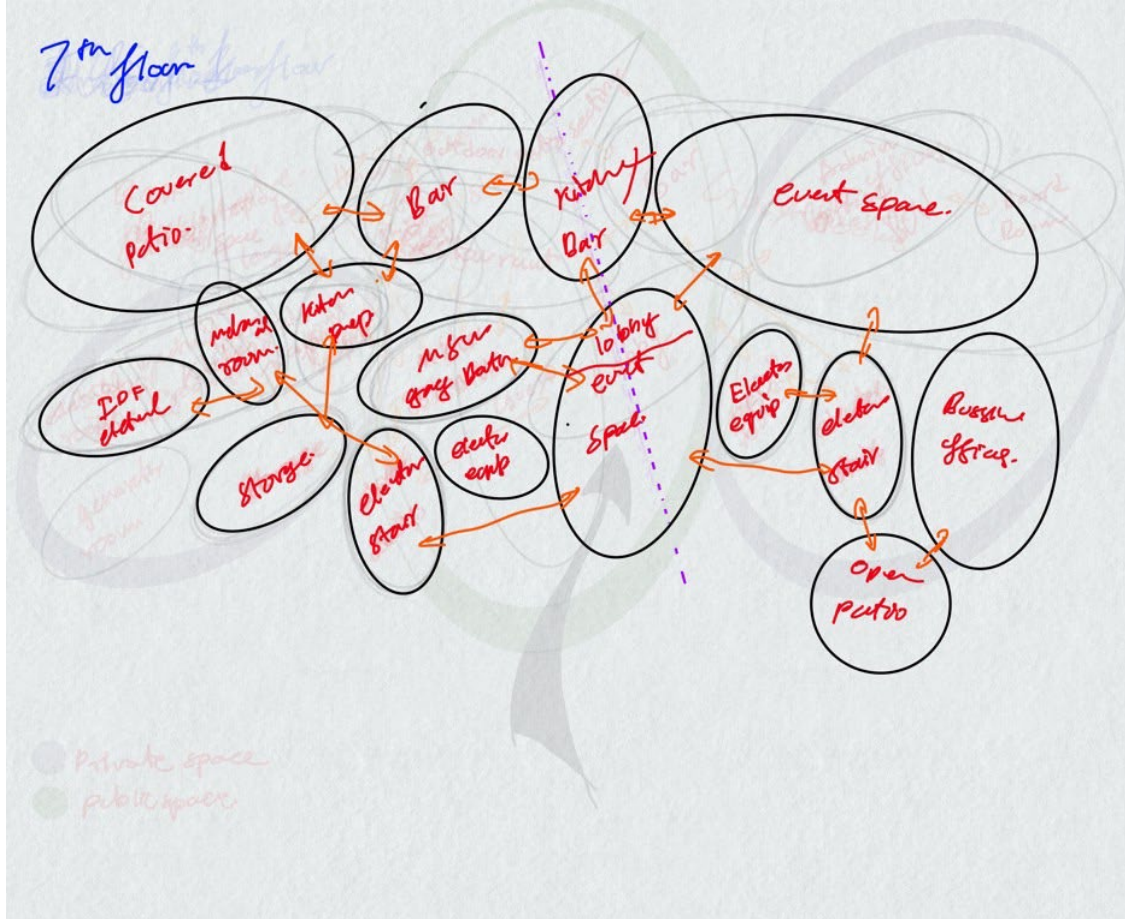
BUBBLE DIAGRAM STUDY



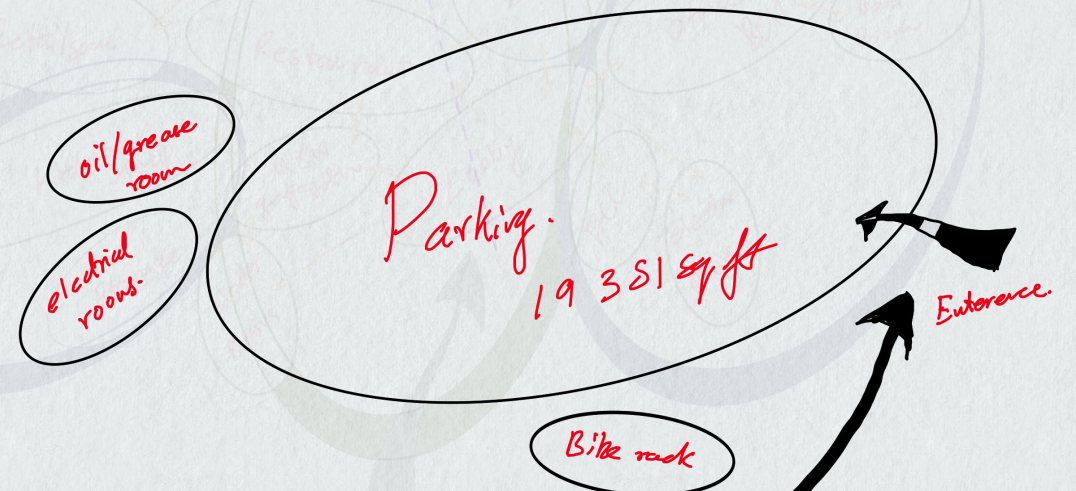
BUBBLE DIAGRAM STUDY



BUBBLE DIAGRAM STUDY



Parking level 2



Parking level 1.



Floor by Floor Space Study

Here is a detailed Floor-by-Floor Space Study for the Apollo Hotel, incorporating the setbacks, FAR of 2.0, and height restrictions (105 feet), Bubble diagram study and making sure we maximize the buildable area within these constraints.

Floor	Total Area (sq. ft.)
Parking Level 1 (P1)	~12,150
Parking Level 2 (P2)	~19,351
Hotel Level 1 (Ground Floor)	~14,857
Mezzanine Level	~5,000
Hotel Level 2 (Guest Rooms + Fitness)	~14,857
Hotel Levels 3-6 (Guest Rooms)	~14,857 (per floor)
Hotel Level 7 (Event Space + Rooftop)	~14,857
Total Building Area	~104,000 sq. ft.

General Constraints Recap:

Description	Details
Lot Size	52,000 sq. ft.
Total Buildable Area (FAR 2.0)	104,000 sq. ft.
Height Restriction	105 ft, allowing for 7 floors
Average Floor Space (per floor)	~14,857 sq. ft. per floor
Setbacks	10-15 ft on each side

Parking Levels (P1 and P2):

Description	Parking Level 1 (P1)	Parking Level 2 (P2)
Total Area	~12,150 sq. ft.	~19,351 sq. ft.
Parking Spaces (~30)	~10,000 sq. ft.	~15,000 sq. ft.
Utility Rooms (Electrical, Mechanical, etc.)	~500 sq. ft.	~500 sq. ft.
Elevator/Stair Access	~300 sq. ft.	~400 sq. ft.
Ramps/Driveways	~1,350 sq. ft.	~3,451 sq. ft.

Hotel Level 1:

Description	Area
Total Area	~14,857 sq. ft.
Main Lobby & Reception	~3,000 sq. ft.
Meeting Space (2x)	~1,000 sq. ft. total
Mercantile Space (Retail)	~2,000 sq. ft.
Full-Scale Restaurant	~2,000 sq. ft.
Prep Kitchen	~750 sq. ft.
Back-of-House Offices/BOH Admin Offices	~750 sq. ft.
Restrooms (Public)	~500 sq. ft.
Storage (Hotel Operations)	~400 sq. ft.
Loading Dock (in the rear setback)	~1,000 sq. ft.
Electrical Rooms & Utility Areas	~500 sq. ft.
Elevator/Stair Access	~300 sq. ft.

Mezzanine Level (Operational/Service Level):

Description	Area
Total Area	~5,000 sq. ft.
Laundry Facilities	~500 sq. ft.
Employee Lounge	~400 sq. ft.
Staff Showers & Changing Areas (M/F)	~300 sq. ft.
Mechanical Rooms & Generator Room	~500 sq. ft.
Storage	~400 sq. ft.
Utility Rooms (Electrical, Gas, etc.)	~600 sq. ft.
Restrooms (Staff)	~200 sq. ft.
Elevator/Stair Access	~300 sq. ft.

Hotel Level 2 (Guest Rooms + Fitness):

Description	Area
Total Area	~14,857 sq. ft.
Guest Rooms (25 rooms, ~400 sq. ft. each)	~10,000 sq. ft.
Fitness Center	~2,000 sq. ft.
Linen Chute	~15 sq. ft.
Housekeeping Room	~250 sq. ft.
Ice/Vending Machines	~50 sq. ft.
Storage	~400 sq. ft.
Elevator/Stair Access	~300 sq. ft.
Restrooms (Public/Staff)	~300 sq. ft.

Hotel Levels 3-6 (Guest Room Floors):

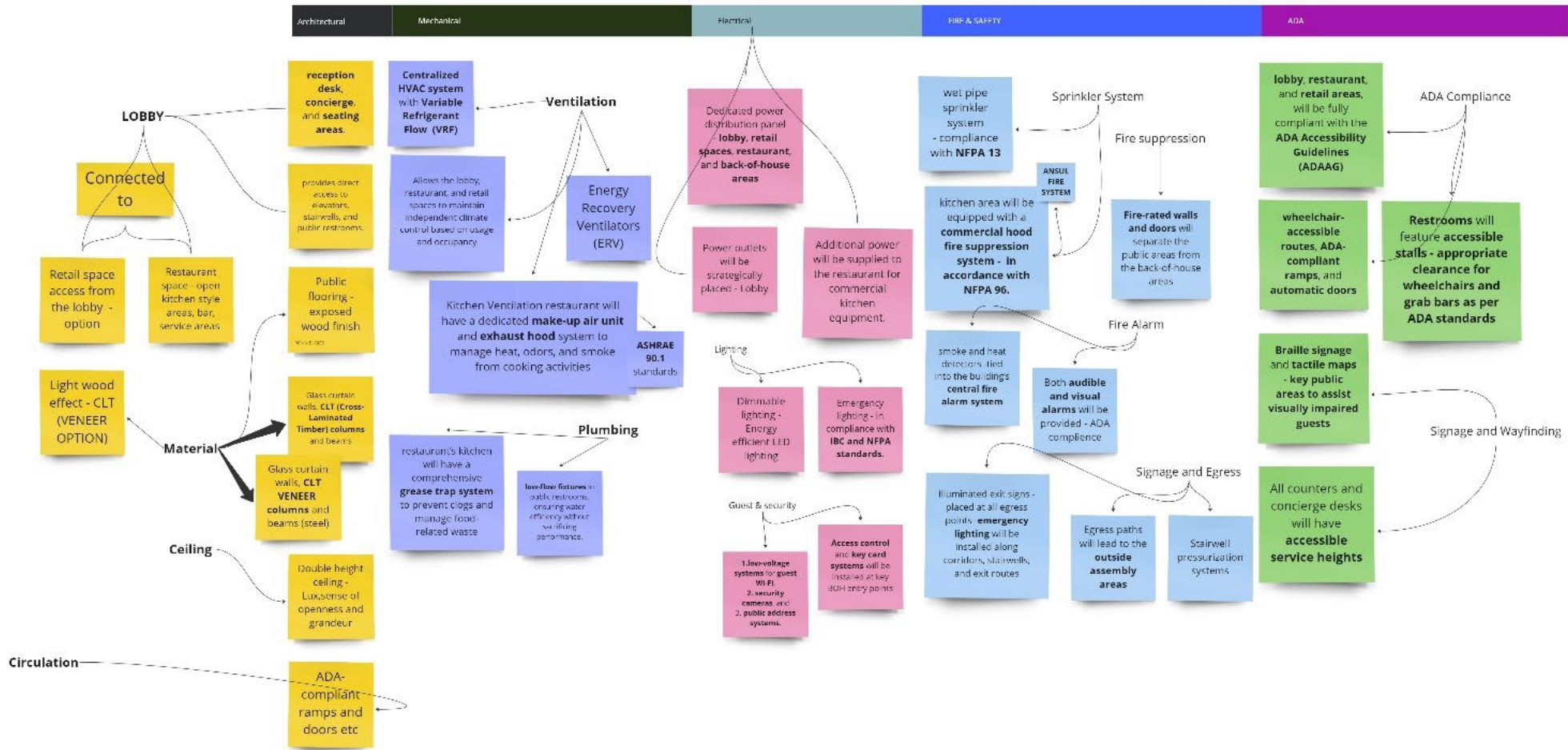
Description	Area
Total Area (Per Floor)	~14,857 sq. ft.
Guest Rooms (25-28 rooms, ~400-450 sq. ft. each)	~11,000 sq. ft.
Linen Chute	~15 sq. ft.
Housekeeping Room	~250 sq. ft.
Ice/Vending Machines	~50 sq. ft.
Storage	~400 sq. ft.
Elevator/Stair Access	~300 sq. ft.
Restrooms (Staff)	~300 sq. ft.

Hotel Level 7 (Event Space + Rooftop Amenities):

Description	Area
Total Area	~14,857 sq. ft.
Event Spaces (2 rooms)	~6,000 sq. ft.
Rooftop Bar/Lounge	~2,000 sq. ft.
Outdoor Covered Patio	~1,200 sq. ft.
Prep Kitchen for Event Spaces	~800 sq. ft.
Restrooms (Public)	~500 sq. ft.
Storage	~400 sq. ft.
Elevator/Stair Access	~300 sq. ft.
Mechanical/Utility Rooms (IDF Electrical, HVAC)	~500 sq. ft.

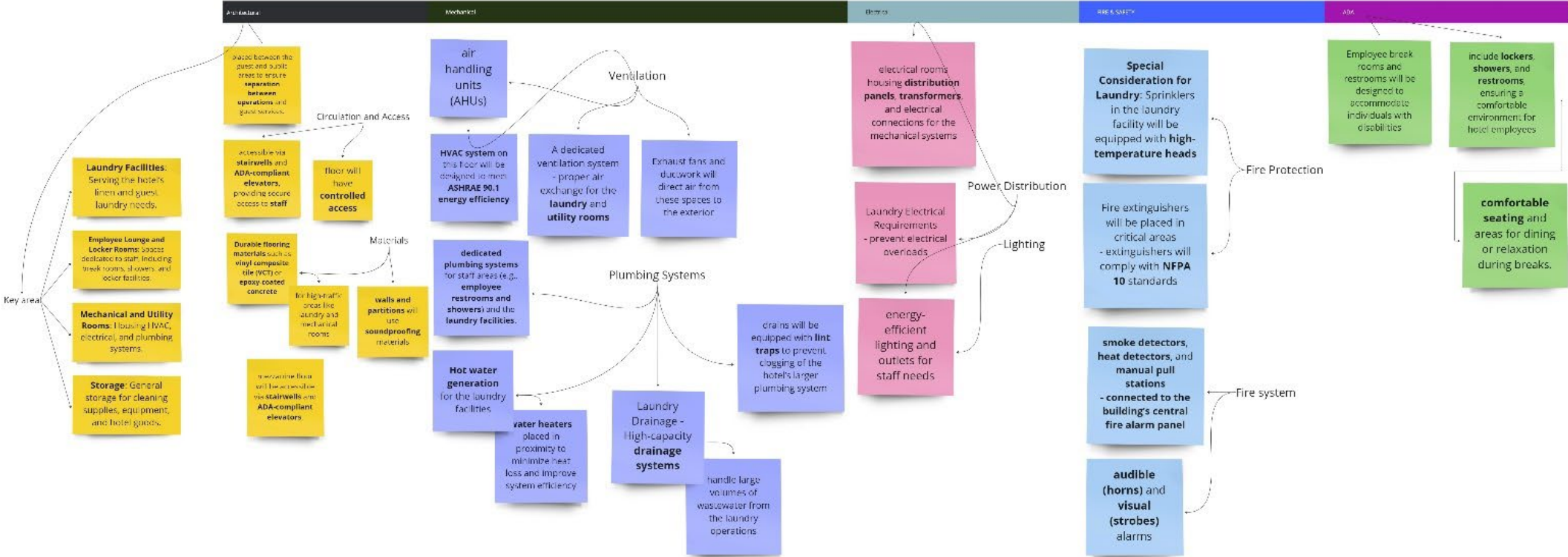
Floor by Floor Design Study – FL1

The 1st floor of the Apollo Hotel is designed to provide a luxurious, accessible, and functional space that enhances the guest experience while ensuring safety and operational efficiency. The layout should promote clear circulation, and all public and back-of-house spaces are designed with code compliance and best practices in mind. Through the use of **sustainable materials**, **energy-efficient systems**, and **state-of-the-art fire protection measures**, the 1st floor meets the hotel's design objectives while complying with relevant building codes.



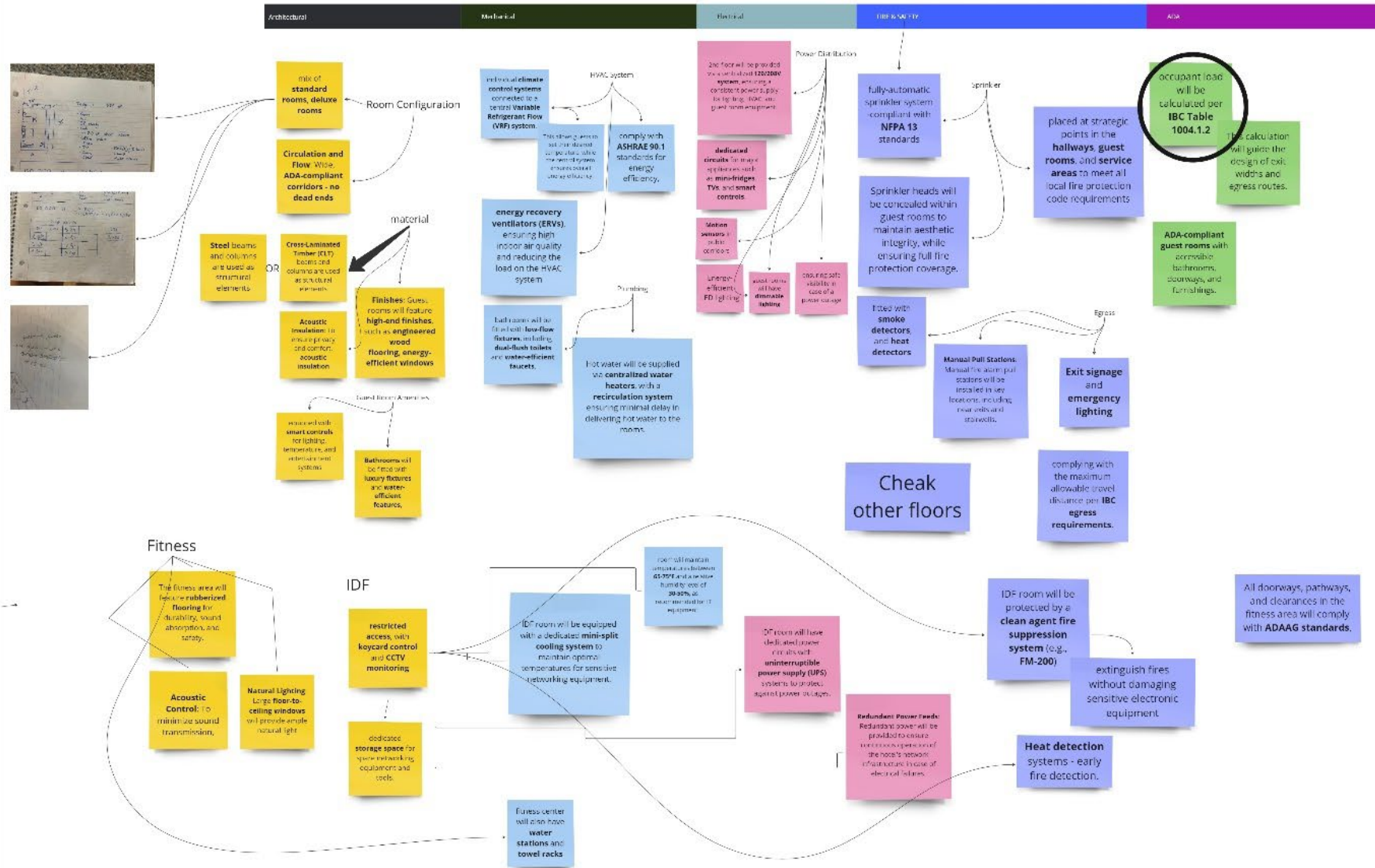
Floor by Floor Design Study – Mezzanine

The **mezzanine floor** serves as a critical **operational hub** within the building, supporting essential services and staff functions. The mezzanine is designed to optimize space for **back-of-house (BOH) operations**, ensuring that hotel staff can efficiently maintain the building's daily activities while staying separated from guest-facing areas. This floor will be smaller in size compared to the main floors, with carefully planned **mechanical systems, storage, and staff amenities**.



Floor by Floor Design Study – FL2

The 2nd floor is designed to provide a seamless, luxurious experience for guests while maintaining the highest standards of safety, efficiency, and sustainability. By integrating advanced mechanical, electrical, and fire protection systems, the design ensures that both guest comfort and operational efficiency are maximized. Every aspect of the design—from the layout of guest rooms to the inclusion of ADA-compliant features—meets local codes and national standards, ensuring that the building provides a safe, comfortable, and enjoyable environment for all occupants.



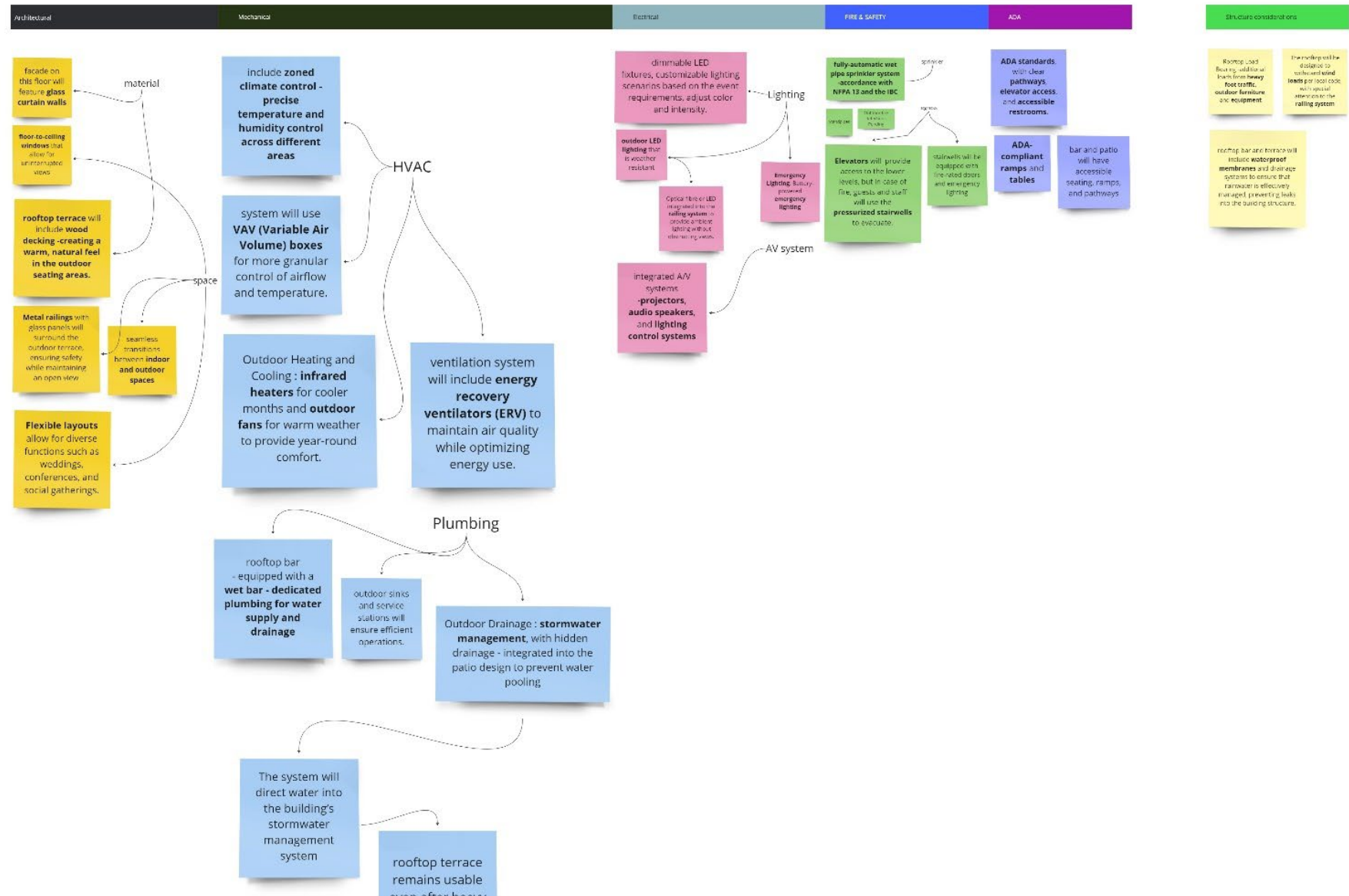
Floor by Floor Design Study – FL3 TO FL6

The 3rd to 6th floors of the Apollo Hotel are dedicated primarily to guest accommodations, ensuring both comfort and operational efficiency. These floors will follow a uniform layout, designed to maximize guest experience while ensuring seamless integration of essential building systems like HVAC, electrical, fire protection, and life safety.



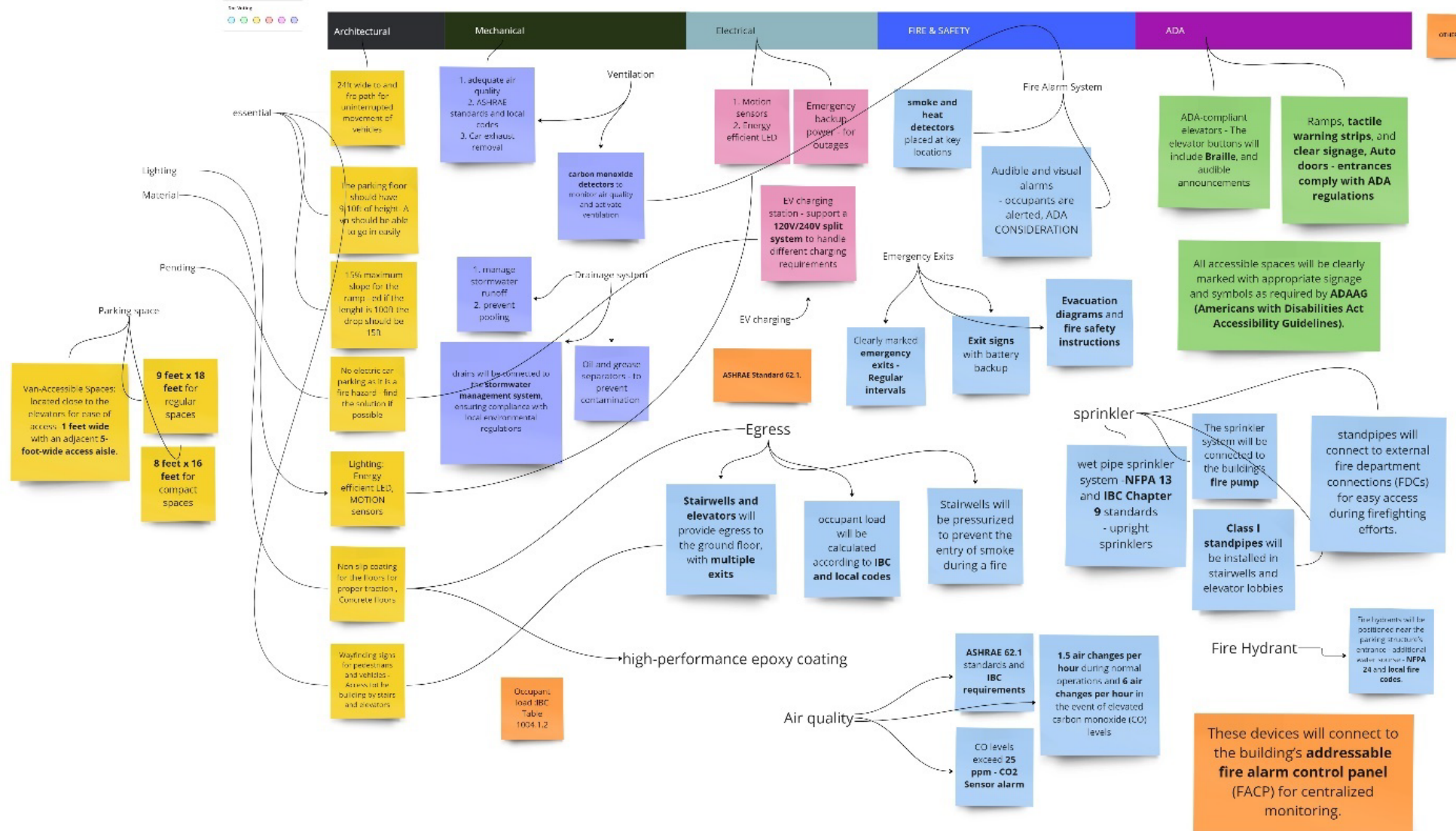
Floor by Floor Design Study – FL7

The 7th floor houses public and premium amenities such as **event spaces**, a **rooftop bar**, and **outdoor terraces**. The design blends aesthetics, functionality, and comfort while maintaining safety and compliance with the local codes. This floor represents the apex of the guest experience, providing luxurious amenities with scenic views, making it a prime feature of the hotel.



Floor by Floor Design Study – FL PARKING

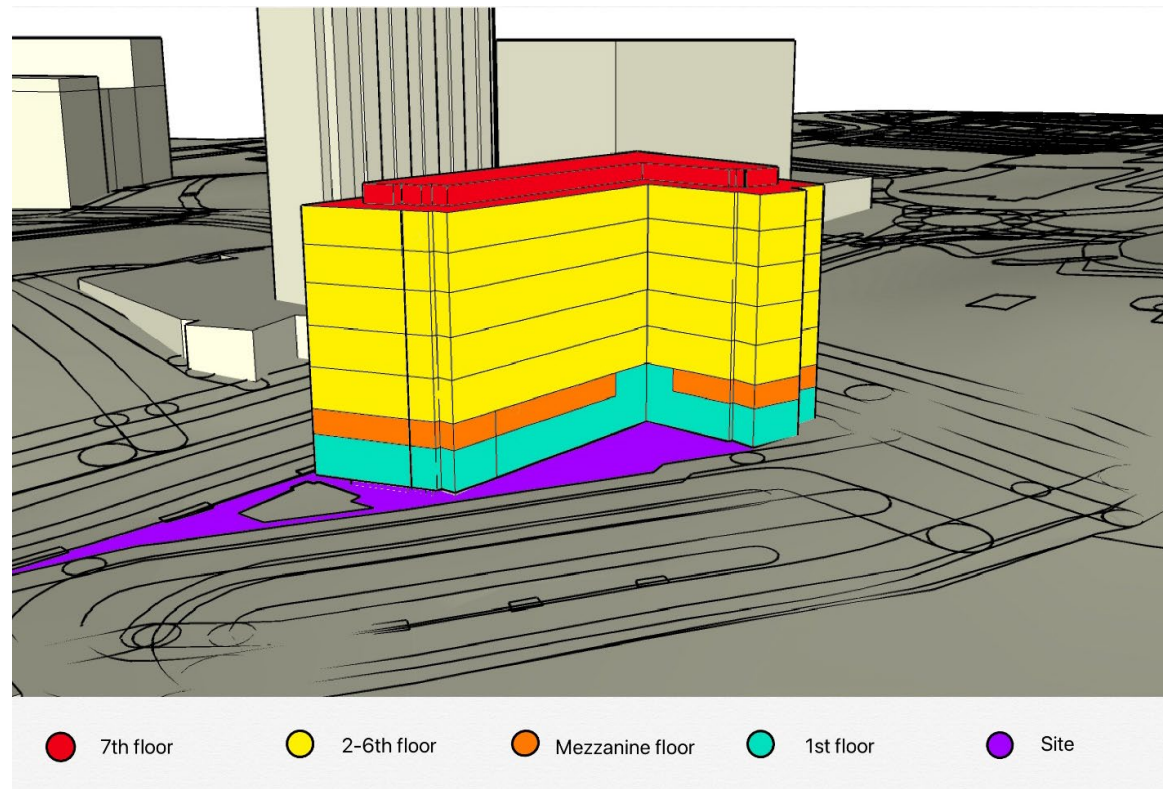
The parking floors are designed to ensure **maximum efficiency, safety, and security** for guests and staff. The design adheres to all relevant codes, including **Virginia Building Code, NFPA standards, and ADA regulations**. By incorporating **energy-efficient systems**, and robust **fire protection measures**, the parking levels provide a seamless and secure extension of the hotel's overall design.



Building Massing Concept Development: Gross Floor Plate Stacking Study

The massing concept for the Apollo Hotel visually represents how each floor is stacked and distributed across the site, showcasing the relationship between different functional areas. The overall design maximizes the buildable area while maintaining compliance with the zoning regulations, including the Floor Area Ratio (FAR) and height restrictions.

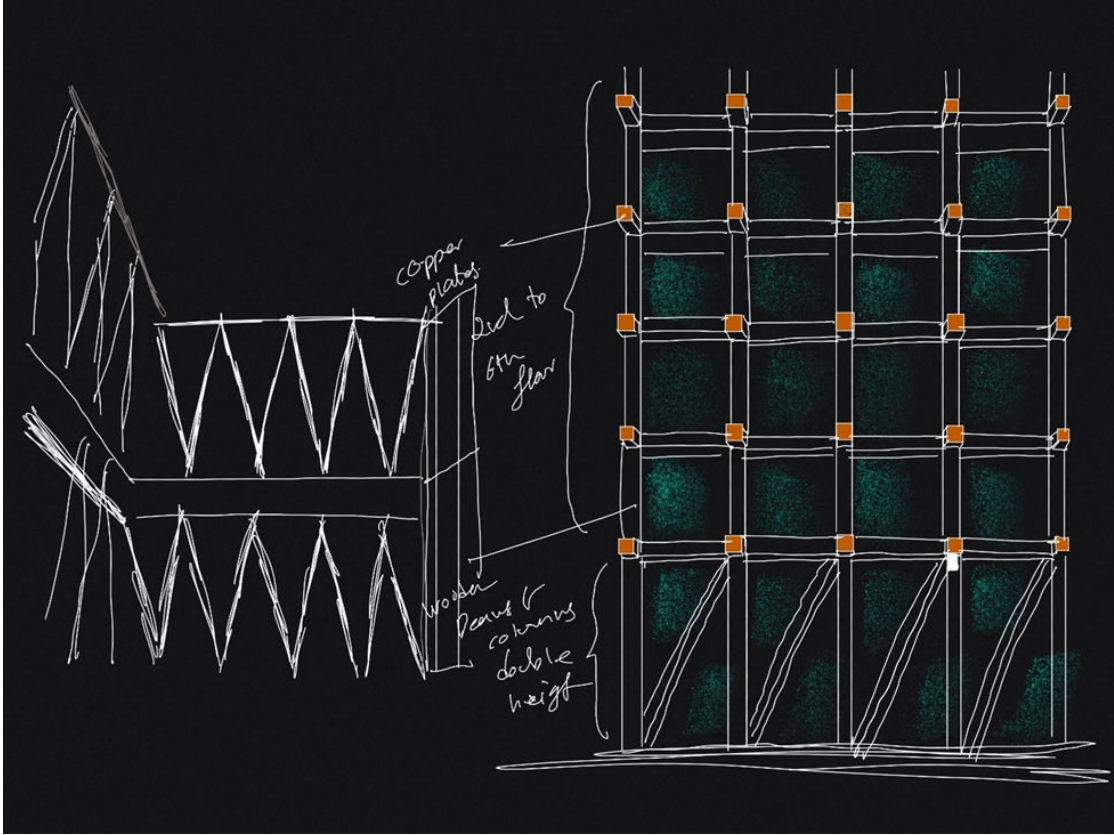
In his massing model, the building is divided into distinct zones based on the functional requirements of each floor, with clear differentiation in the colors representing each section:



Conceptual site plan

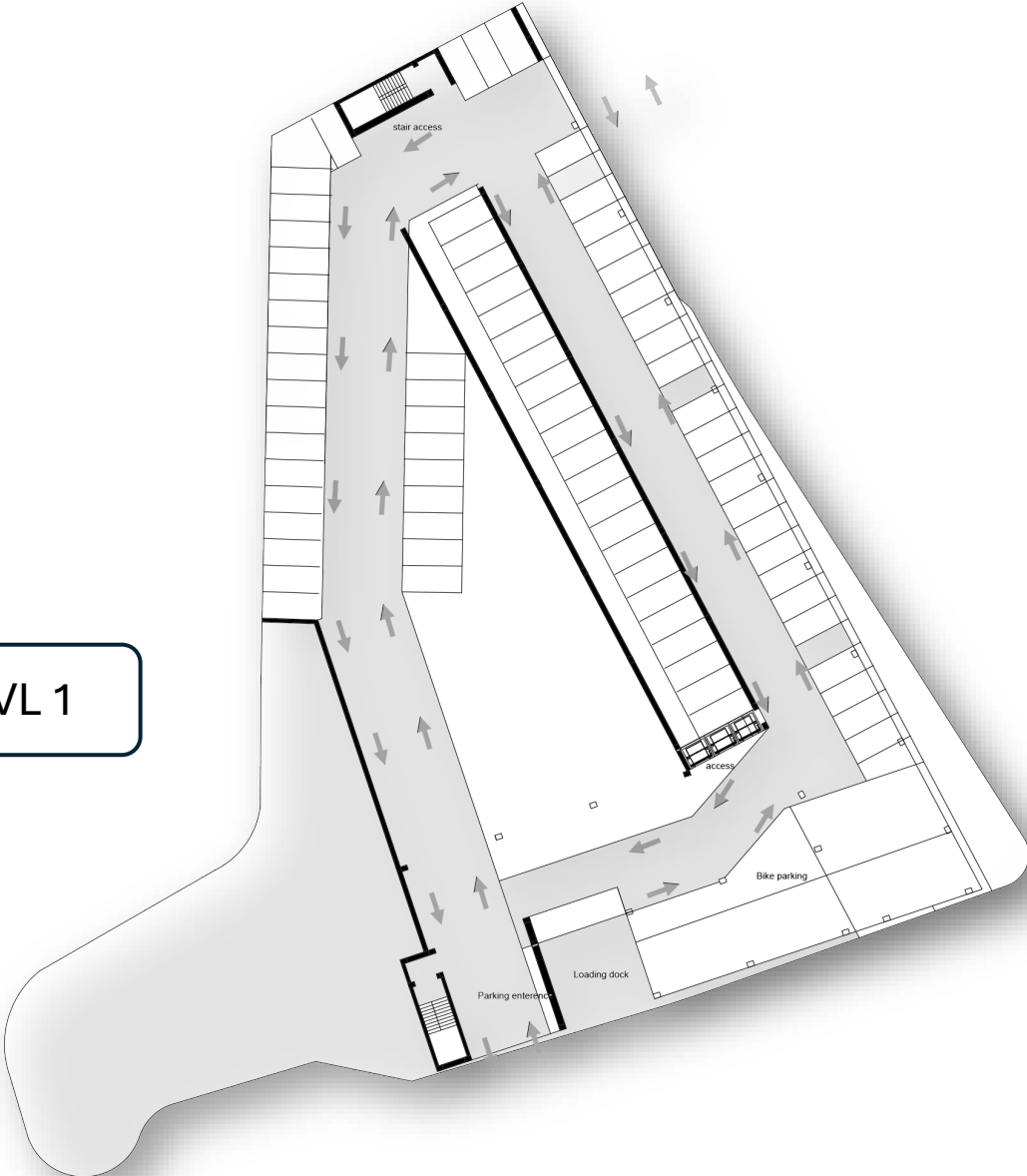


Conceptual

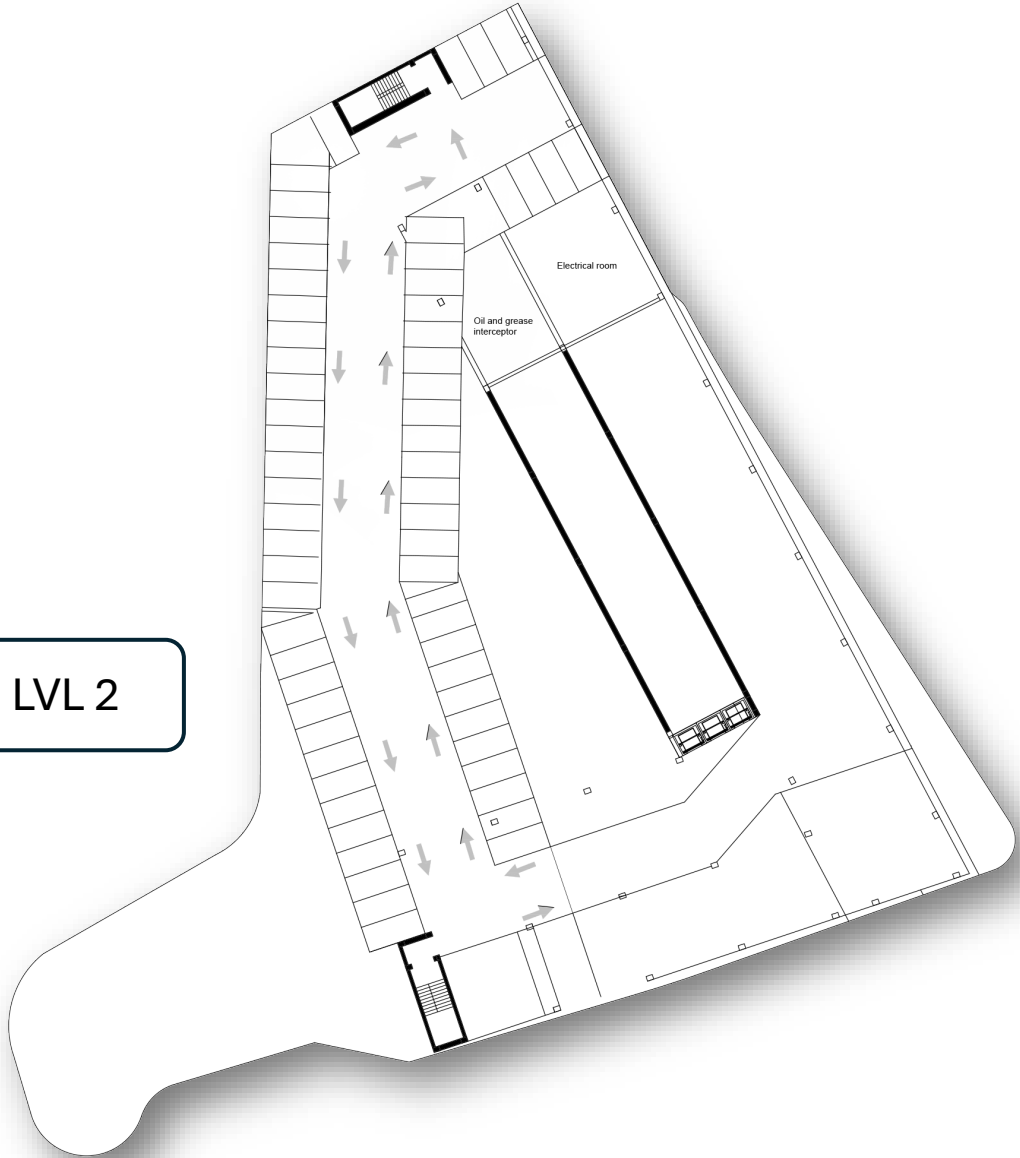


Parking Decks

LVL 1



LVL 2



1st Floor and Mezzanine

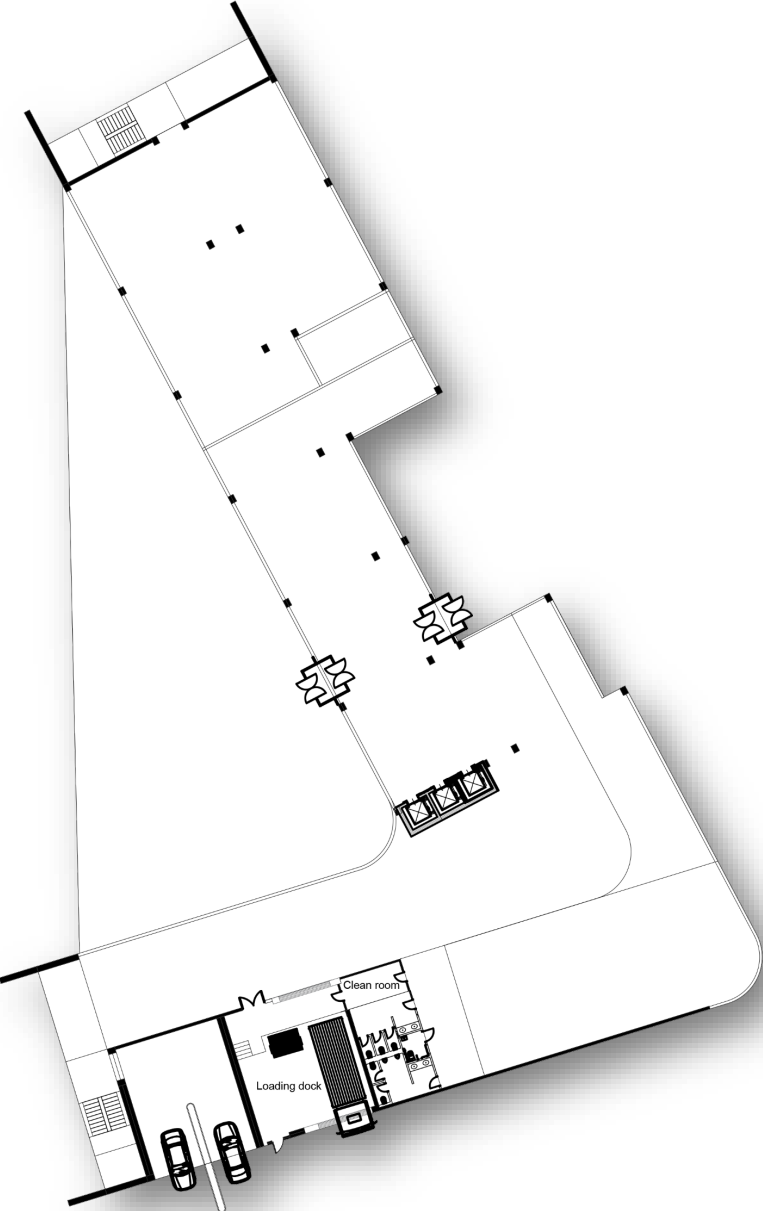
1st Floor



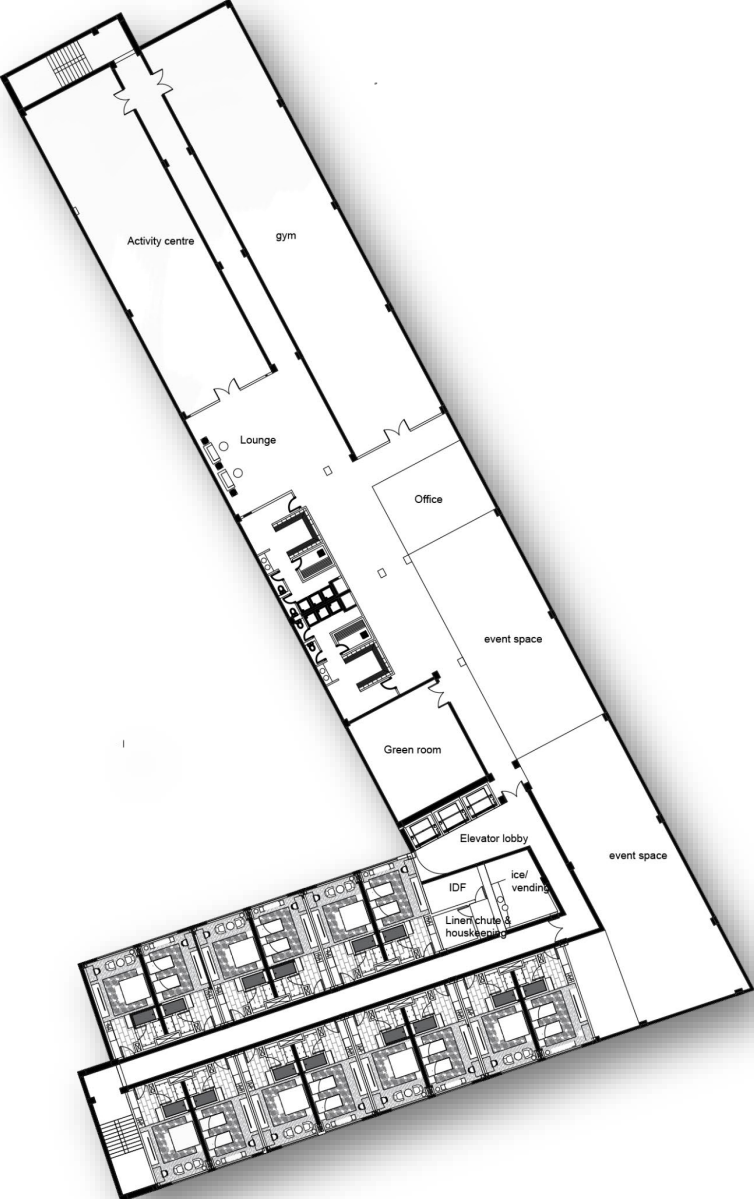
Mezzanine



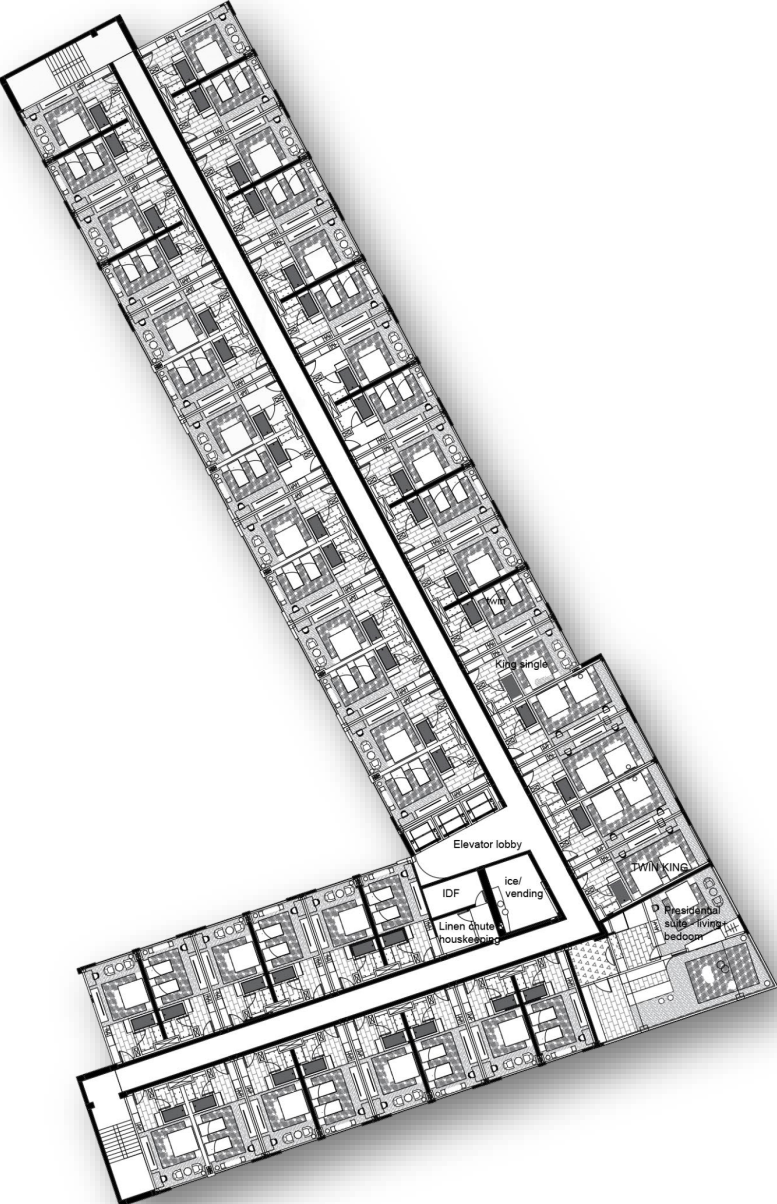
1st Floor – Another iteration – used for Part 1



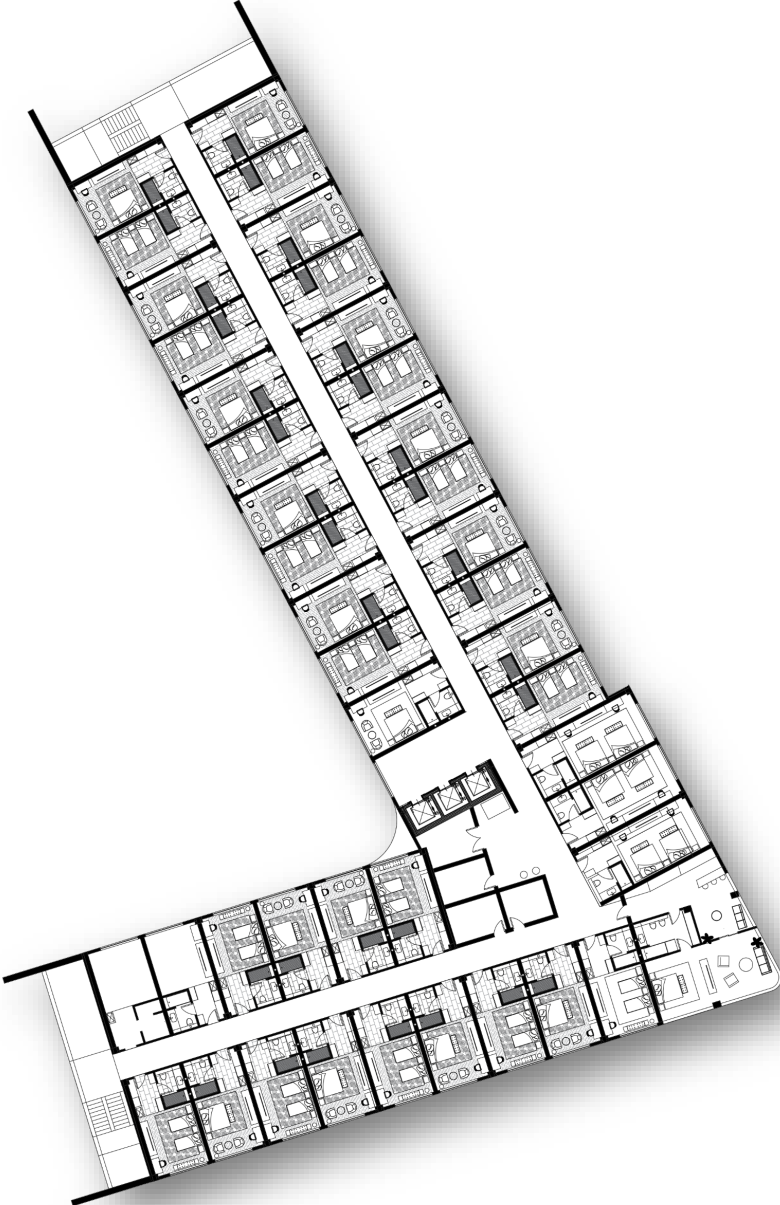
2nd Floor



3rd – 6th Floor



3rd – 6th Floor – Another iteration – Used for part 1

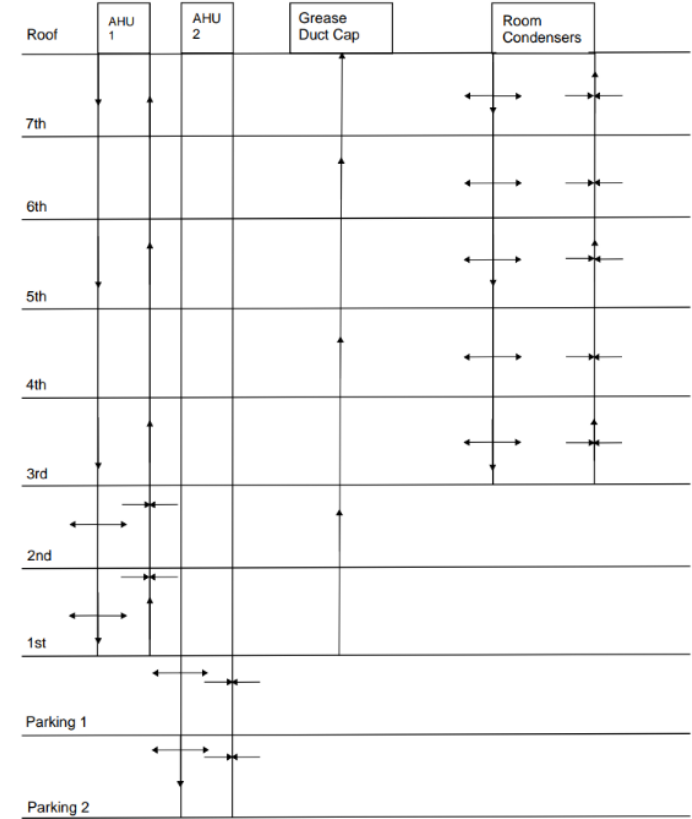


7th Floor

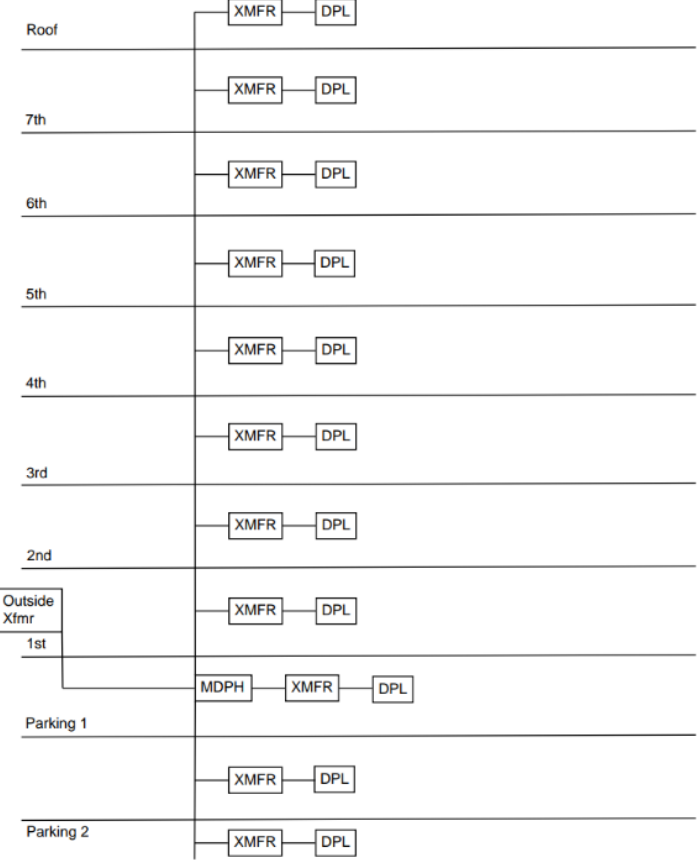


MEP Riser Diagrams

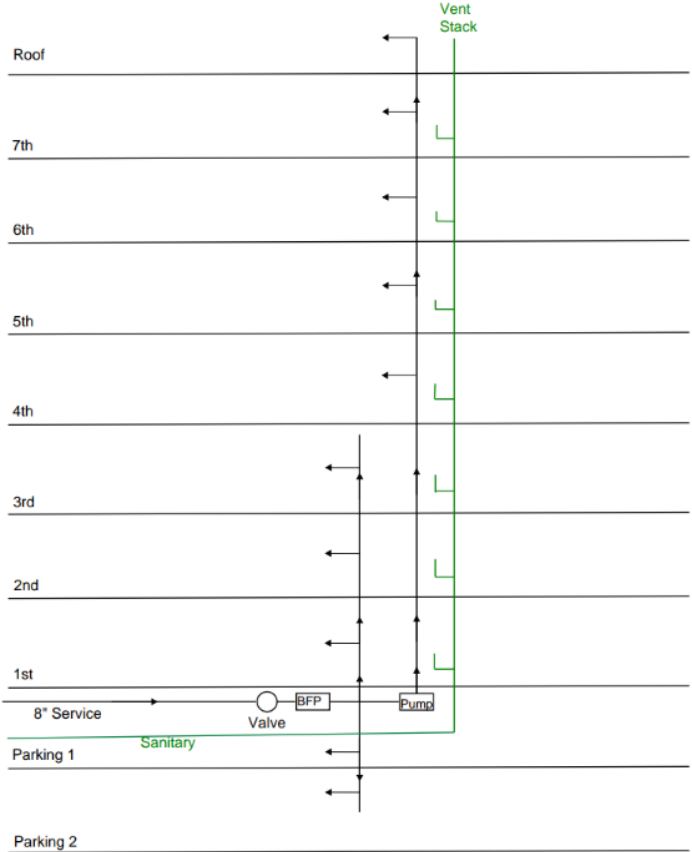
Mechanical Riser Diagram



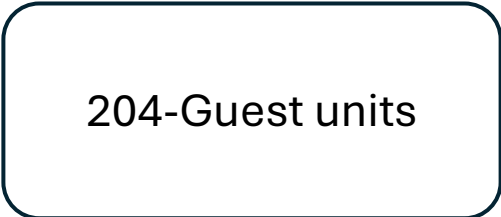
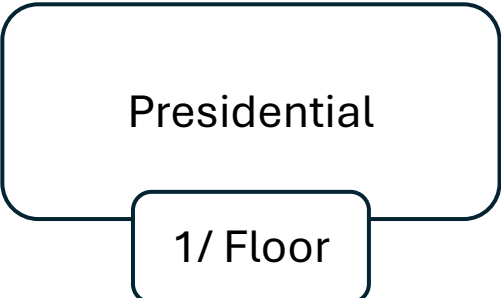
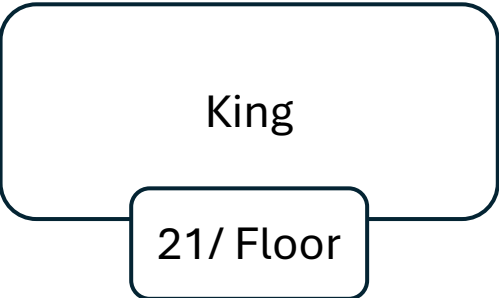
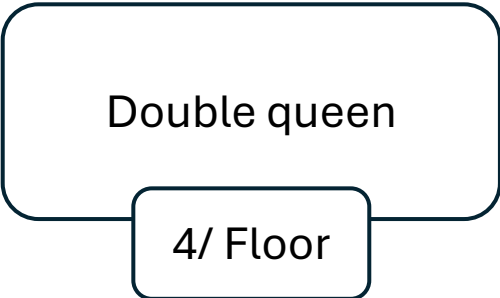
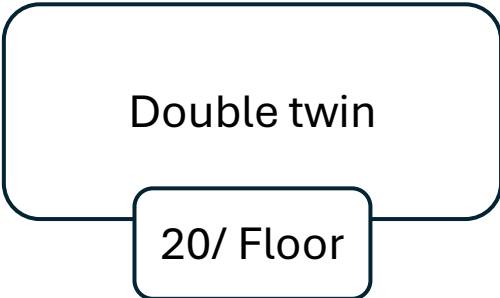
Electrical Riser Diagram



Plumbing Riser Diagram



Room Layout



Double Twin

20/ Floor

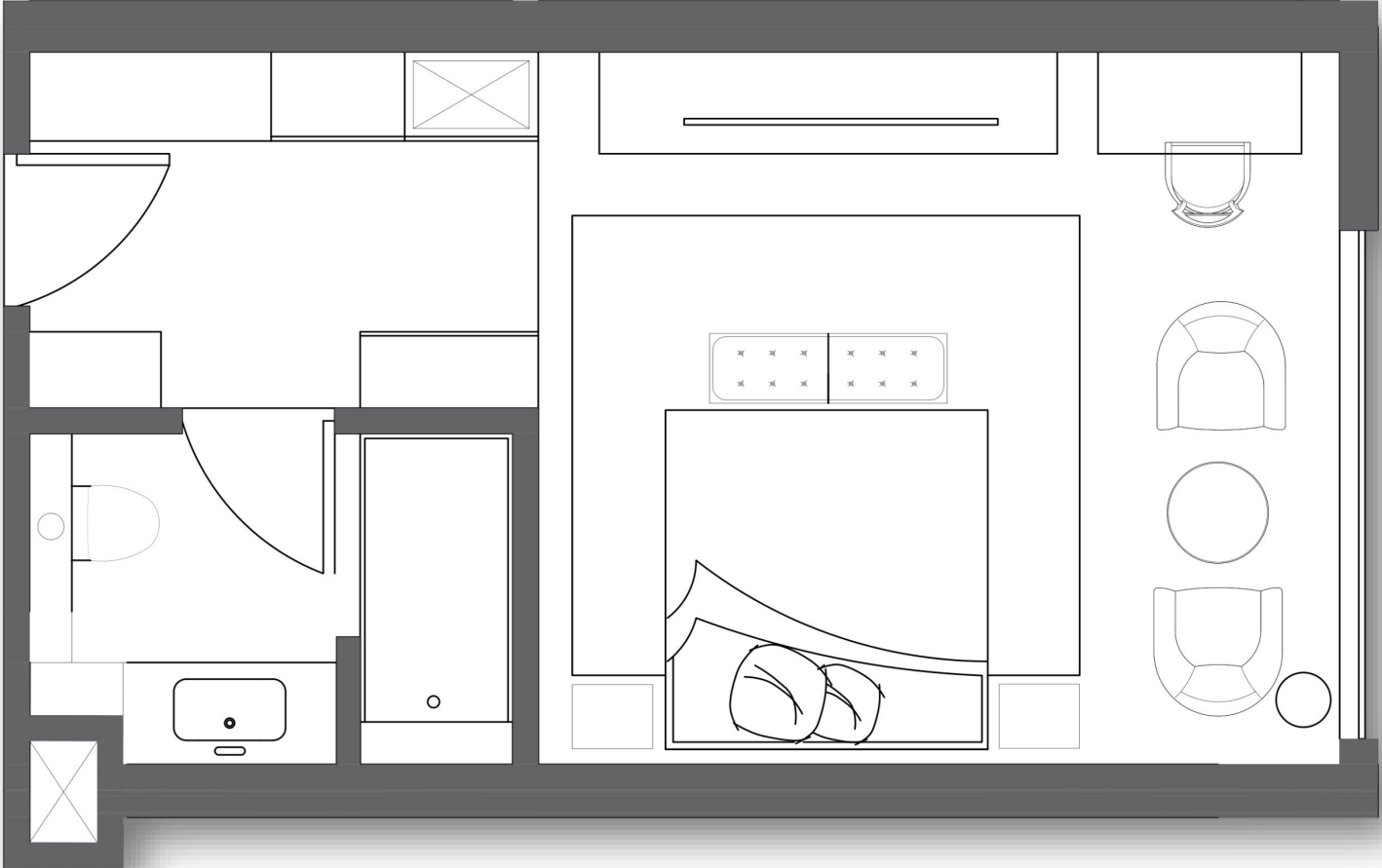


Double queen

4/ Floor



4/ Floor



Presidential

1/ Floor



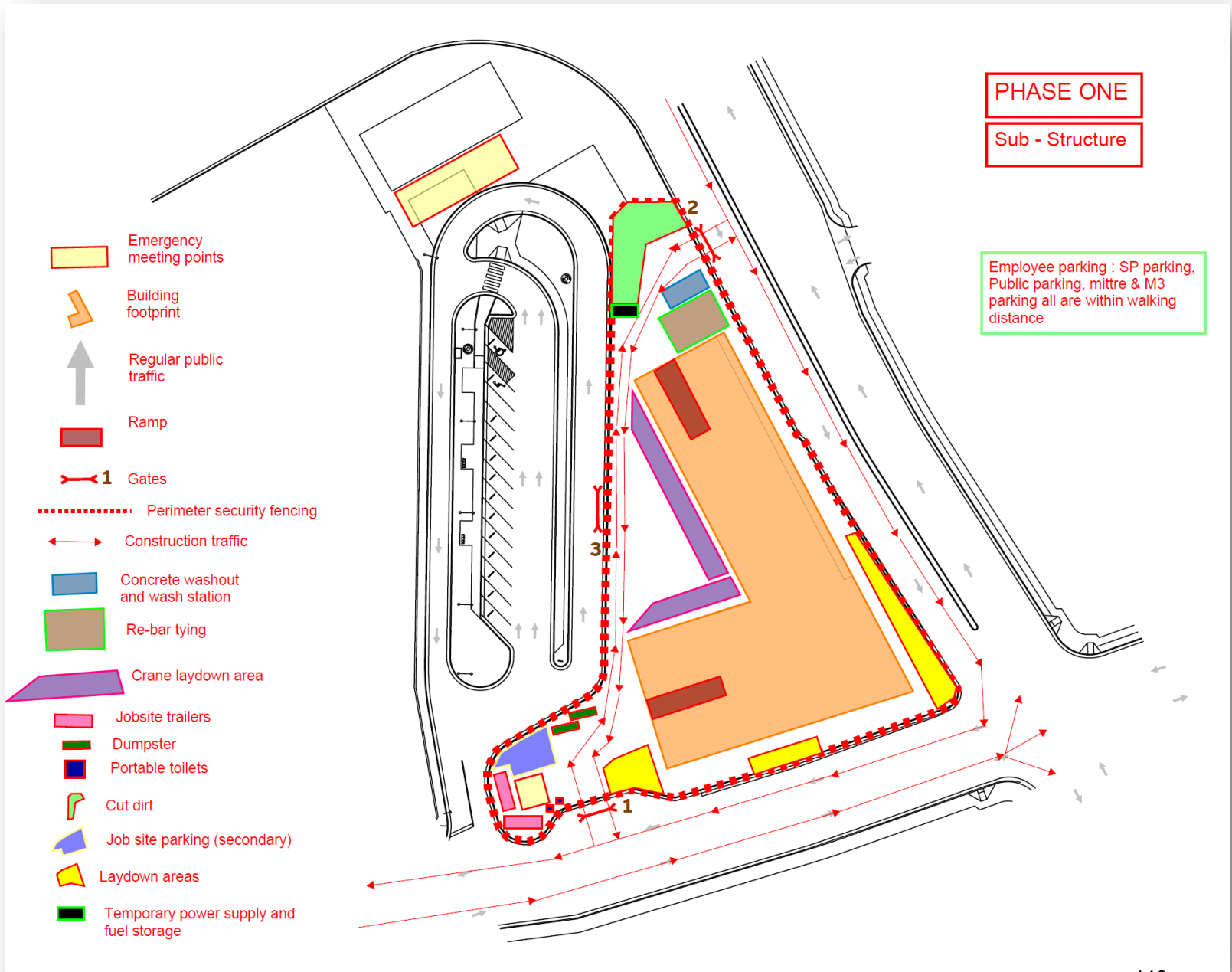
Logistics Plan

The Apollo Hotel project requires a meticulously crafted Site Logistics Plan to ensure smooth and efficient construction operations while maintaining safety, minimizing disruptions, and adhering to project timelines. This document outlines the phased approach to managing the site logistics, which includes three key construction phases: **Sub-Structure**, **Super-Structure**, and **Trim-Out**. Each phase is designed to address the unique challenges of the site, optimize resource utilization, and maintain harmony with the surrounding urban environment.

The logistics plan incorporates critical elements such as site access, material laydown areas, traffic management, and environmental control to support the construction activities effectively. Safety is a top priority, with measures such as perimeter fencing, fall protection, and emergency evacuation protocols in place. In addition, the plan emphasizes communication and coordination with stakeholders, including nearby businesses, city officials, and the community, to minimize any adverse impact during the construction process.

This comprehensive logistics strategy not only ensures compliance with local regulations and industry standards but also focuses on achieving efficiency, sustainability, and excellence in delivering this 4-star hotel project. By integrating advanced technologies, effective scheduling, and robust safety protocols, the Apollo Hotel logistics plan sets the foundation for a successful construction project.

Logistics plan – Phase 1



Key Activities:

- Soil excavation and preparation.
- Foundation installation (caissons, footings, slab-on-grade).
- Setting up site utilities (temporary power, water, sewer).

Logistics:

Site Access and Egress:

- Controlled entry points for construction vehicles with dedicated lanes for ingress and egress.
- Signage to guide construction traffic and maintain public awareness of restricted zones.
- Temporary barriers separating construction access from pedestrian walkways and public roads.

Material Handling:

- Laydown areas for rebar, formwork, and concrete batching.
- Proximity of material storage to crane operations to minimize material handling time.
- On-site concrete washout stations to ensure compliance with environmental regulations.

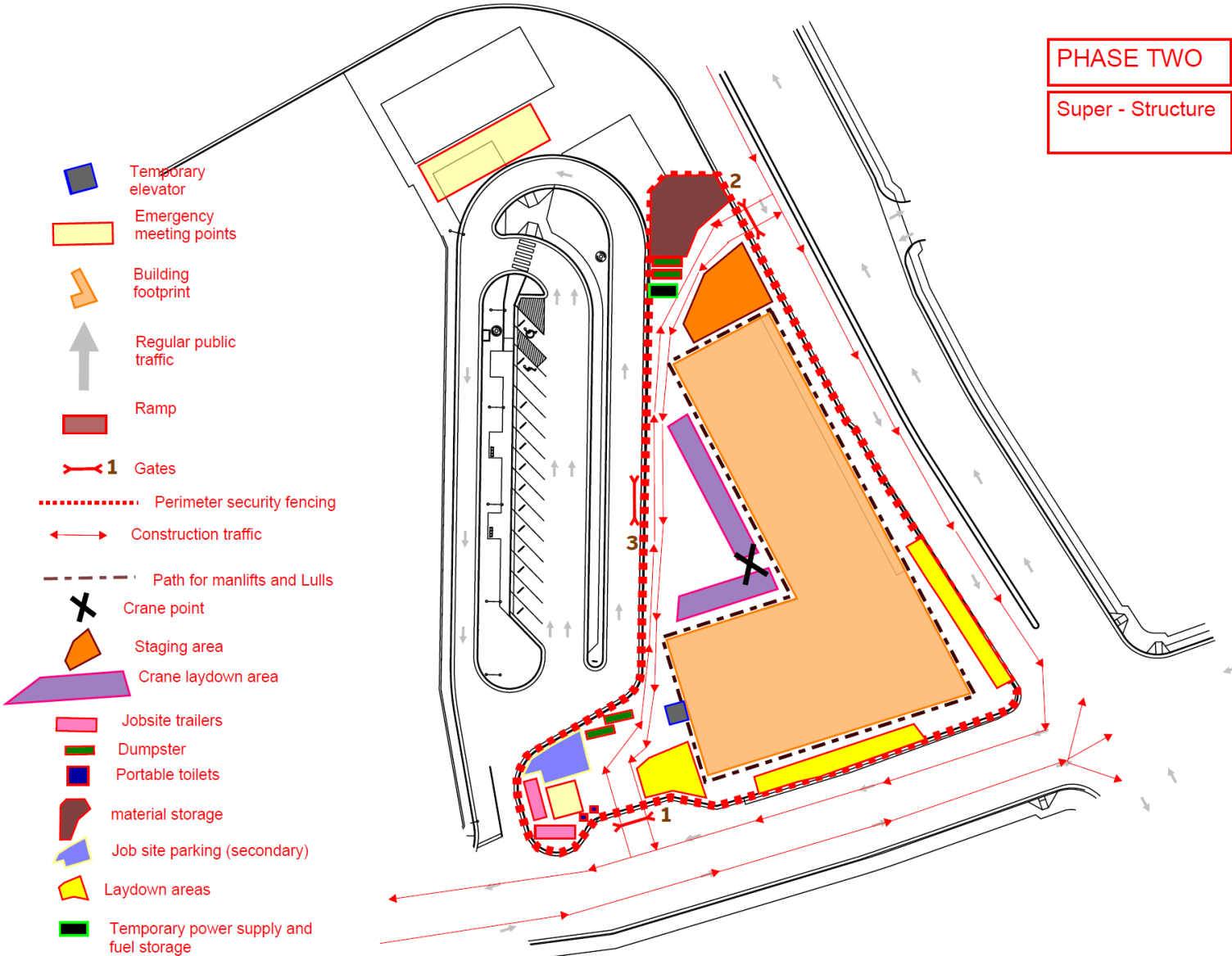
Environmental Management:

- Dust suppression through water spraying and ground covers.
- Silt fencing and sediment traps to prevent soil erosion and runoff into public drainage systems.

Stakeholder Coordination:

- Pre-notification to adjacent properties about potential noise and vibration during excavation.
- Community liaison to address public concerns about safety, access, and noise.

Logistics plan – Phase 2



Key Activities:

- Erection of structural elements (CLT panels, steel framing, or concrete).
- Installation of risers for plumbing, HVAC, and electrical systems.
- Exterior façade installation (cladding, glazing).

Logistics:

Material Storage and Staging:

- Increase laydown areas to accommodate structural elements and façade materials.
- Staging zones near cranes and hoists for just-in-time delivery to upper floors.

Vertical Transportation:

- Temporary construction elevators (hoists) installed for workers and materials.
- Stairwells partially completed to allow worker access to upper levels.

Traffic and Road Maintenance:

- Rerouting traffic around larger equipment (e.g., mobile cranes).
- Regular road sweeping to prevent debris from affecting nearby traffic.

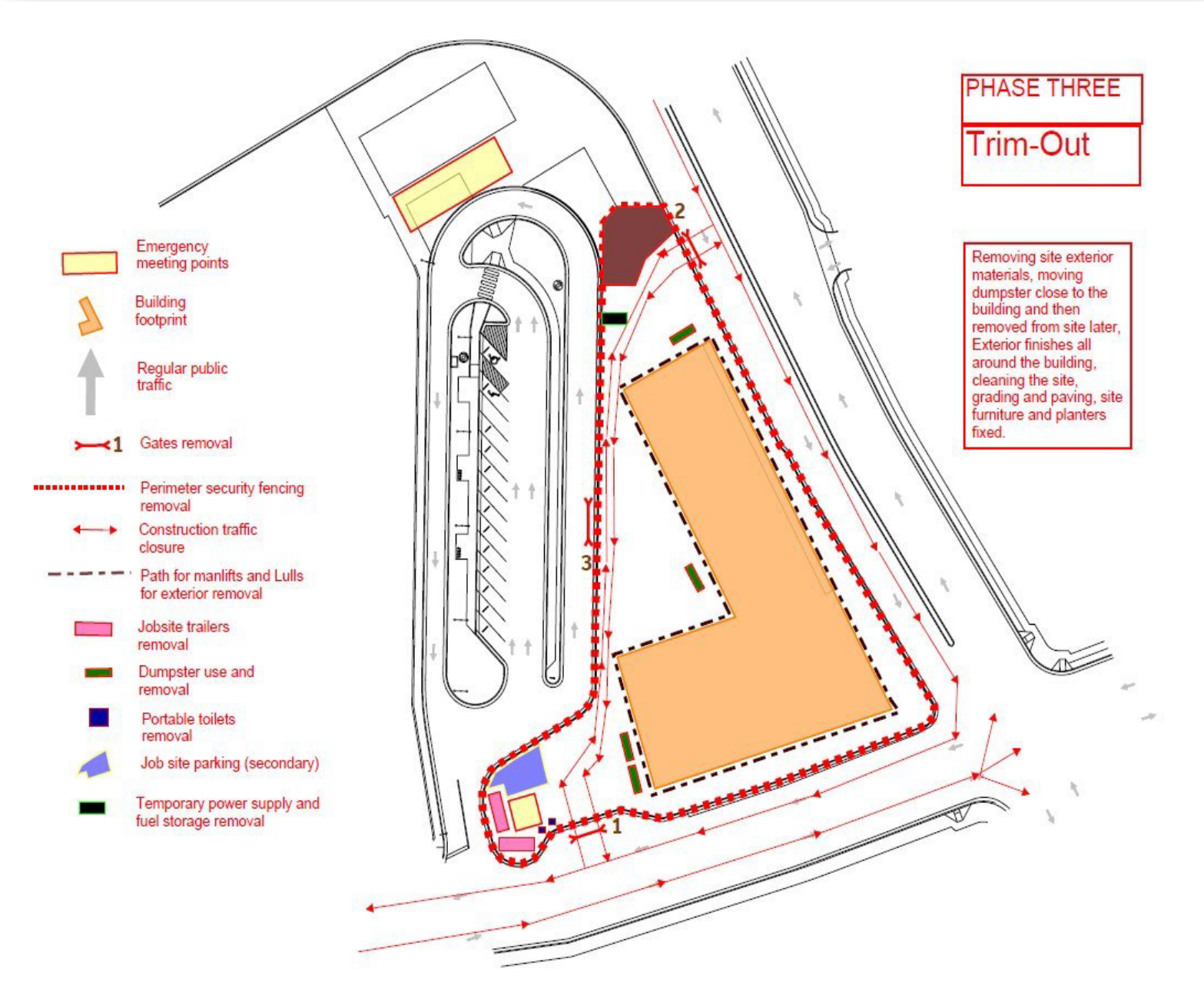
Noise and Vibration Control:

- Limit high-noise activities (welding, cutting) to designated hours.
- Use noise-dampening materials around equipment to reduce disturbance.

Environmental Management:

- Recycling programs for scrap materials (e.g., steel offcuts).
- Designated hazardous waste disposal for items like paint or adhesives.

Logistics plan – Phase 3



Key Activities:

- Interior finishing: drywall, flooring, MEP fixture installation.
- Landscaping and final site grading.
- Removal of temporary construction facilities (trailers, cranes).

Logistics:

Final Site Access:

- Reduction in heavy vehicle traffic; focus on smaller trucks delivering finishing materials.
- Gradual reopening of public roads and sidewalks as external works are completed.

Material Handling:

- Smaller laydown areas near building entrances for finishing materials (tiles, fixtures).
- Designated waste zones for drywall scraps, packaging, and other interior waste.

Exterior Work:

- Landscaping equipment staged in areas previously used for laydown.
- Final paving and stripping of parking lots or driveways.

Stakeholder Coordination:

- Communication with the developer about access for furniture delivery.
- Coordination with city inspectors for occupancy and safety certifications.

Environmental Management:

- Use of biodegradable cleaning solutions for final cleanup.
- Disposal of construction waste in compliance with local regulations.


Elevation East (An iteration)



Elevations South (An iteration)



Elevations West (An iteration)



Renderings (An iteration)



Renderings (An iteration)



Renderings (An iteration)



Renderings (An iteration)



The architectural journey from site analysis to final design has been a meticulous process of integrating context, concept, and craft. Rooted in the duality of permanence and impermanence, the design remains a work in progress—a living exploration of this profound architectural concept.

While the hotel embodies the narrative of enduring structural essence contrasting with the fleeting presence of its guests, this iteration represents a snapshot of an ongoing dialogue. Materiality, spatial transitions, and the interplay of light have been used to foster a connection between the ephemeral and the eternal, yet the design remains open to further refinement and evolution.

As the project continues to unfold, it reflects the very concept it seeks to explore—a balance between the grounded permanence of architecture and the impermanence of ideas in flux. This work stands as a testament to the iterative nature of design, where each step reveals new possibilities and deepens the conversation between what is lasting and what is transient.

Bibliography

Alexander, C., Ishikawa, S., & Silverstein, M. (1977). *A Pattern Language: Towns, Buildings, Construction*. New York, NY: Oxford University Press.

Ching, F. D. K. (2014). *Architecture: Form, Space, and Order* (4th ed.). Hoboken, NJ: John Wiley & Sons.

Zumthor, P. (2006). *Thinking Architecture*. Basel, Switzerland: Birkhäuser.

Pallasmaa, J. (2012). *The Eyes of the Skin: Architecture and the Senses* (3rd ed.). Hoboken, NJ: John Wiley & Sons.

Norberg-Schulz, C. (1980). *Genius Loci: Towards a Phenomenology of Architecture*. New York, NY: Rizzoli.

Rasmussen, S. E. (1962). *Experiencing Architecture*. Cambridge, MA: MIT Press.

Frampton, K. (1995). *Studies in Tectonic Culture: The Poetics of Construction in Nineteenth and Twentieth Century Architecture*. Cambridge, MA: MIT Press.

Koolhaas, R. (1995). *S, M, L, XL*. New York, NY: The Monacelli Press.

Holl, S., Pallasmaa, J., & Pérez-Gómez, A. (1994). *Questions of Perception: Phenomenology of Architecture*. San Francisco, CA: William Stout Publishers.

Bibliography

Tuan, Y.-F. (1977). *Space and Place: The Perspective of Experience*. Minneapolis, MN: University of Minnesota Press.

Heidegger, M. (1971). *Poetry, Language, Thought*. (A. Hofstadter, Trans.). New York, NY: Harper & Row.

Deleuze, G., & Guattari, F. (1987). *A Thousand Plateaus: Capitalism and Schizophrenia*. (B. Massumi, Trans.). Minneapolis, MN: University of Minnesota Press.

Lynch, K. (1960). *The Image of the City*. Cambridge, MA: MIT Press.

Rowe, C., & Slutzky, R. (1980). *Transparency: Literal and Phenomenal*. Basel, Switzerland: Birkhäuser.

Bachelard, G. (1994). *The Poetics of Space*. (M. Jolas, Trans.). Boston, MA: Beacon Press.