

## A Low-Cost Drip Irrigation System for Small Farms

by  
**Victor B. Ella, Ph.D**

Professor  
Land and Water Resources Division  
Institute of Agricultural Engineering  
CEAT, UPLB

## Drip Irrigation

- irrigation method involving delivery of water through a pipe distribution network consisting of a main pipe, submain, manifold and lateral pipes under low pressure and emission through small outlets of drippers or emitters into the soil surrounding the crop to be irrigated
- a.k.a. trickle irrigation or microirrigation

### Typical (Conventional) Drip irrigation System



### Advantages of Drip Irrigation

- Adaptable to any crop, soil and topography
- Can be used under limited water supply conditions
- High water use efficiency
- Low operating costs
- Easier field operations
- Minimizes incidence of leaf diseases caused by direct water contact
- Facilitates liquid fertilizer application thru fertigation

### Major Disadvantages of Drip Irrigation

- High cost (esp the conventional systems)
- Susceptibility to clogging

### Types of Drip Irrigation

(~ on emitter types)

- Orifice type
- Pressure compensating
- Long path
- Tortuous path
- Vortex
- Flushing

### Conventional Drip emitters



### A Low-cost (non-conventional) Drip Irrigation System

### The IDE "Easy Drip" Kit

- Developed by the International Development Enterprises (IDE)
- Makes use of microtubes for emitters
- Relatively inexpensive (<\$500/ha or PhP 22,500/ha compared to \$1,200 to \$3,000/ha or PhP 54,000 to 135,000/ha for conventional drip systems, Smith (2008))
- Operates at relatively low pressure
- Adaptable to small areas (comes in packages for 20 sq.m., 100 sq.m., 200 sq. m. and 500 sq.m. areas)

### The IDE Easy Drip Kit



### The IDE Easy Drip Kit



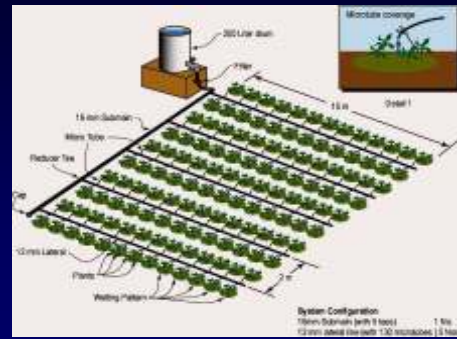
### The IDE Easy Drip Kit



## Some Specs of the IDE Easy Drip Kit

- Main and submain pipe diameter: 16 mm OD
- Wall thickness of main and submain: 1 mm
- Lateral (lay-flat tubing) thickness: 0.2 mm
- Emitter length: 25 cm
- Emitter diameter: 1.2 mm ID

## The IDE Easy Drip Kit



Source: Keller (2002)

## The IDE Easy Drip Kit



## The IDE Easy Drip Kit



## The IDE Easy Drip Kit



## The IDE Easy Drip Kit



## The IDE Easy Drip Kit



## The IDE Easy Drip Kit



## The IDE Easy Drip Kit



## Applicability of Easy Drip Kit in Sloping Areas

## Typical view of cultivated upland watershed (Lantapan, Bukidnon)



## Issues on Drip Applicability in Upland Watersheds

- Maximization of crop yield depends on irrigation water distribution uniformity
- Uniformity of water distribution is affected by operating head and slope
- The choice of operating head is compounded by topographic condition

## Basic Question:

What operating head to employ to maximize water distribution uniformity under sloping conditions?

## Laboratory Drip Experiments

### OBJECTIVE

To determine the effect of hydraulic head and slope on the water distribution uniformity of the IDE 'Easy Drip Kit' and consequently develop mathematical relationships to characterize the effect of slope and head on water distribution uniformity

### METHODOLOGY

- 100 sq. m IDE Easy drip kit (10 m x 10 m)
- Submain Slopes: 0%, 10%, 20%, 30%, 40% and 50% ( $S_f = 0\%$ )
- Operating Head: 1.0 m, 2.0 m and 3.0 m
- Sampled from 11 emitters per lateral for a total of 110 samples
- Direct volumetric measurement for emitter discharge
- 3 trials per setting
- At least 54 laboratory experiments

### Experimental Set-up for Testing the IDE Drip Irrigation System



College of Engineering & Agro-industrial Technology, University of the Philippines Los Baños

### Experimental Set-up for Testing the IDE Drip Irrigation System



College of Engineering & Agro-industrial Technology, University of the Philippines Los Baños

## Experimental Set-up for Testing the IDE Drip Irrigation System



College of Engineering & Agro-industrial Technology, University of the Philippines Los Baños

## Sampling and Data Collection



## Evaluation of Water Distribution Uniformity

Christiansen's Coefficient of Uniformity

$$CU = 100 \left( 1.0 - \frac{\sum_{i=1}^n |q - M|_i}{\sum_{i=1}^n q_i} \right)$$

where:

UC = coefficient of uniformity (%)  
 q = emitter discharge  
 M = average of discharge values

## Evaluation of Water Distribution Uniformity

Merriam and Keller's Emission Uniformity

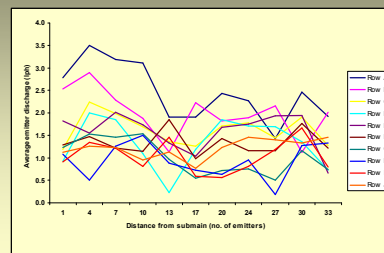
$$EU = (q_{LQ}/q_{mean})100$$

where:

EU = emission uniformity (%)  
 q<sub>LQ</sub> = average of the lowest quarter of the observed discharge values  
 q<sub>mean</sub> = average of observed discharge values

## RESULTS

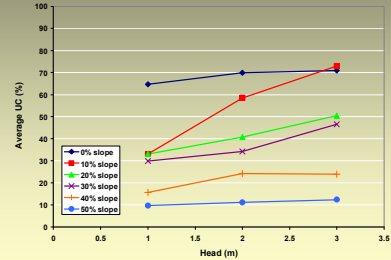
### Typical emitter discharge variation along the lateral of the IDE drip kit at 0% slope



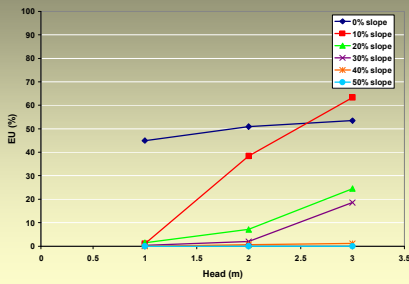
## UC and EU at various Heads at 0% slope

Head (m)	Coefficient of Uniformity, UC (%)				Emission Uniformity, EU (%)			
	1	2	3	Mean	1	2	3	Mean
1.0	66.99	62.51	64.82	64.77	52.10	38.89	43.98	44.99
1.5	70.66	68.68	70.10	69.81	50.79	50.33	50.01	50.38
2.0	72.62	66.81	70.15	69.86	56.13	46.89	49.81	50.95
2.5	65.24	62.87	65.67	64.60	46.81	38.06	46.47	43.78
3.0	72.48	70.47	70.06	71.00	55.11	53.61	51.80	53.51
3.5	72.20	67.56	71.37	70.38	53.24	45.52	51.35	50.04

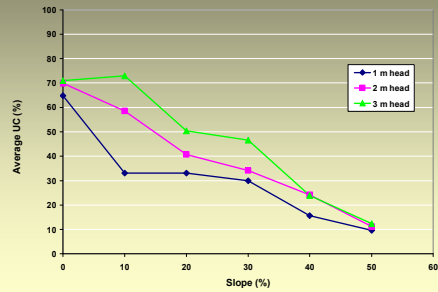
## Effect of Head on UC at Various Slopes



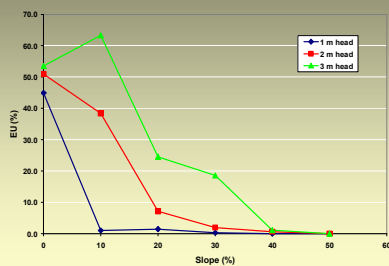
## Effect of Head on EU at Various Slopes



## Effect of Slope on UC at Various Heads



## Effect of Slope on EU at Various Heads



## Linear Regression Models for UC as a Function of Head at Various Slopes

Slope (%)	Linear Regression Model*	R <sup>2</sup>
0	Y=1.50X + 65.02	0.233
10	Y=19.90X + 15.06	0.975
20	Y= 8.67X + 24.09	0.995
30	Y = 8.32X + 20.25	0.927
40	Y=4.14X + 12.98	0.722
50	Y = 1.35X + 8.37	0.997

\* Y = coefficient of uniformity, UC (%)  
X = head (m)

## Linear Regression Models for UC as a Function of Slope at Various Heads

Head (m)	Linear Regression Model*	R <sup>2</sup>
1.0	Y= -0.95X + 54.69	0.850
2.0	Y= -1.15X + 68.57	0.987
3.0	Y= -1.27X + 77.91	0.943

\* Y = coefficient of uniformity, UC (%)  
X = submain slope (%)

## Summary of Findings from Lab Experiments

- Water distribution uniformity of the 100 sq m IDE Easy drip kit proved to be influenced by operating head and submain slope
- UC and EU increase with increasing head for all slopes
- A head of 3.0 m may be considered as optimum from both hydraulic and practical standpoints for all slopes
- UC and EU decrease with increasing slope for all heads
- UC and EU decrease tremendously for slopes > 30%

## Findings (cont'd.)

- For 0% slope, a head differential of 0.5 m does not cause significant change in UC or EU
- UC is linearly related to either head or slope
- Linear regression models proved to be adequate to characterize the relationship between UC and head and between UC and slope

## Field Experiments

## Field Experiments



## Field Experiments





**Field Experiments**



**Field Experiments**



**Field Experiments**



**Field Experiments**



**Field Experiments**



**Field Experiments**



## Field Experiments



## Field Experiments



## Initial Findings from Field Experiments

Crop	With Drip	Without drip
Cabbage	4.5 kg/sq m	2.4 kg/sq m
Chinese cabbage	6.0 kg/sq m	3.3 kg/sq m

## Initial Findings from Field Experiments

- Higher crop yield under drip irrigated crops than rainfed crops (with all other production inputs the same for both treatments)
- Relatively larger size of produce under drip irrigated over rainfed
- Higher plant height under drip than under rainfed

**Social Considerations  
(Farmer trainability issues)**

**SANREM Training on Drip Irrigation,  
Lantapan, Bukidnon, May 2007**



**SANREM Training on Drip Irrigation,  
Lantapan, Bukidnon, May 2007**



**SANREM Training on Drip Irrigation,  
Lantapan, Bukidnon, May 2007**



**SANREM Training on Drip Irrigation,  
Lantapan, Bukidnon, May 2007**



**SANREM Training on Drip Irrigation,  
Lantapan, Bukidnon, May 2007**



**SANREM Farmers Field Day, Lantapan,  
Bukidnon, September 2007**



**CONCLUDING REMARKS**

- ❖ The IDE low-cost drip kit is highly adaptable to small-scale vegetable and high value crop production systems in Philippine upland watersheds
- ❖ The IDE low-cost drip kit has a great potential for adoption in Philippine upland watersheds and other areas for sustainable vegetable production based on technical and social considerations
- ❖ The low-cost drip irrigation system can potentially maximize crop yield and farmer's income and alleviate poverty

**Thank You!**

**Acknowledgement**

- This project is part of SANREM-CRSP funded by **USAID** through Virginia Tech, North Carolina A&T State University and University of the Philippines Los Baños Foundation, Inc.

**Contact Information**

**Dr. Victor B. Ella**  
Professor  
Land and Water Resources Division  
Institute of Agricultural Engineering  
College of Engineering and Agro-industrial  
Technology  
University of the Philippines Los Banos  
College, Laguna, PHILIPPINES  
E-mail: [vbella@up.edu.ph](mailto:vbella@up.edu.ph) or  
[vbella100@yahoo.com](mailto:vbella100@yahoo.com)  
Tel/fax: (049)-536-2387