



**VIRGINIA 4-H HORSE PROJECT:  
HORSELESS HORSE PROJECT UNIT 1  
Introduction to the Horse**

\* Protected Under 18 U.S.C.707



NAME \_\_\_\_\_ AGE \_\_\_\_\_ CLUB YEAR \_\_\_\_\_  
ADDRESS \_\_\_\_\_  
COUNTY OR CITY \_\_\_\_\_  
NAME OF CLUB \_\_\_\_\_  
NAME OF LEADER \_\_\_\_\_ YEARS IN 4-H \_\_\_\_\_  
DATE PROJECT BEGAN \_\_\_\_\_ ENDED \_\_\_\_\_

**Virginia Cooperative Extension**



VIRGINIA POLYTECHNIC INSTITUTE  
AND STATE UNIVERSITY

Publication 406-120  
Reprinted 1999



VIRGINIA STATE UNIVERSITY

LD

5655

A762

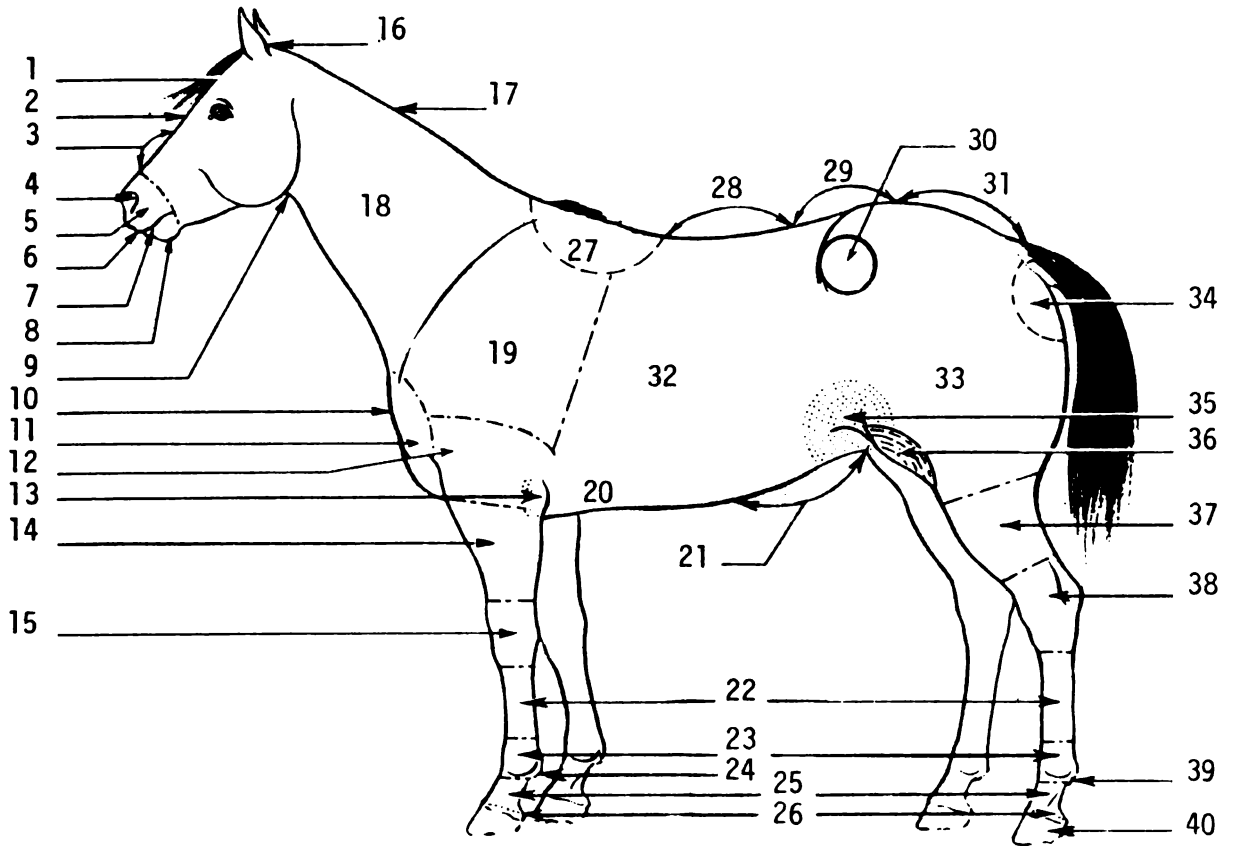
A. Name The Parts of The Horse

no. 406-120

(Page 9, 4-H Horses & Horsemanship)

VPI


Spec




- |           |           |           |           |
|-----------|-----------|-----------|-----------|
| 1. _____  | 11. _____ | 21. _____ | 31. _____ |
| 2. _____  | 12. _____ | 22. _____ | 32. _____ |
| 3. _____  | 13. _____ | 23. _____ | 33. _____ |
| 4. _____  | 14. _____ | 24. _____ | 34. _____ |
| 5. _____  | 15. _____ | 25. _____ | 35. _____ |
| 6. _____  | 16. _____ | 26. _____ | 36. _____ |
| 7. _____  | 17. _____ | 27. _____ | 37. _____ |
| 8. _____  | 18. _____ | 28. _____ | 38. _____ |
| 9. _____  | 19. _____ | 29. _____ | 39. _____ |
| 10. _____ | 20. _____ | 30. _____ | 40. _____ |

**B. Color The Horse**


**BAY**



**PALOMINO**



**CHESTNUT**



C. Name Four Feeds for the Horse ( Example: Hay)

1. \_\_\_\_\_ 3. \_\_\_\_\_  
2. \_\_\_\_\_ 4. \_\_\_\_\_

D. Name Four Uses for the Horse. (Example: Trail Riding)

1. \_\_\_\_\_ 3. \_\_\_\_\_  
2. \_\_\_\_\_ 4. \_\_\_\_\_

E. Name Four Breeds

1. \_\_\_\_\_ Draft Horse      3. \_\_\_\_\_ Light Horse  
2. \_\_\_\_\_ Pony                      4. \_\_\_\_\_ Light Horse

F. See one Horse Movie or slide Set.

Name of Movie or Slide Set \_\_\_\_\_

Date \_\_\_\_\_

G. Sign this Record and turn it in to your 4-H Leader or Extension Agent

\_\_\_\_\_  
(Your Name)

\_\_\_\_\_  
(Date)

Directions:

This project is a short-term project open to 4-H members ages 9-10, with or without horses. It is suitable for large groups, school clubs, etc. The project should be completed in two to four meetings. Program and activities may be expanded according to need and interest. Members must complete all sections (A-G) and turn the record in for completion. Members are encouraged to enroll in the next logical project level - Horses are Fun.